

Natural Area Mapping and Inventory of Van Cortlandt Park January 1988 Survey



Prepared by the Natural Resources Group
Michael R. Bloomberg, Mayor
Adrian Benepe, Commissioner

Van Cortlandt Park Natural Area Mapping & Inventory

Surveyed January 1988

1146.43 acres

Introduction

City of New York Parks & Recreation (DPR) manages one of the most extensive and varied park systems of any city in the world. These 29,000 acres of city park property occupy about 15 percent of New York City's total area. In addition to flagship parks such as Central Park and Prospect Park, the city's parklands include over 11,000 acres of natural areas.

Until the 1980's, the Parks Department was primarily concerned with developed landscapes and recreation facilities rather than natural areas. In the absence of a comprehensive management policy, these areas succumbed to invasive species, pollution and erosion.

In 1984, Parks established the Natural Resources Group (NRG) with a mandate to acquire, restore and manage natural areas in New York City. The wetlands, forests, meadows, and shorelines under NRG's jurisdiction provide valuable habitat for hundreds of species, from rare wildflowers to endangered birds of prey. In addition to the goals mentioned above, NRG serves as a clearinghouse for technical research to aid in the protection and restoration of the city's natural resources. This inventory of Van Cortlandt Park was conducted in 1988 as part of NRG's commitment to improving the natural areas of New York City parks.

About 13,000 years ago, Van Cortlandt Park lay buried under a massive glacier. As temperatures warmed, the slow-moving ice sheet began to thaw. Its receding chunks and melting floodwaters tore at the landscape, leaving behind the characteristic sketch of Van Cortlandt Park -- steep ridges, smooth hillsides, and open flats -- and revealing its three major rock components: Fordham Gneiss, Inwood Dolomite, and Manhattan Schist.

In 1639, the Dutch West India Company purchased most of today's Bronx County from the local Natives and, in 1646, sold it to Holland native Adrian Van der Donck. Van der Donck, New Netherlands' first lawyer, barely lived on his new homestead, having been drawn into a lengthy legal battle between the settlers and the Company in Holland. At the time of his death in 1655, a period of unrest began between Native groups and European settlers, forcing his widow back to the safety of New Amsterdam (in present-day lower Manhattan).

After Van der Donck's widow sold the property to her brother in 1666-7, the land changed hands several times before Frederick Phillipse, a wealthy English merchant, purchased it in 1693. The name Van Cortlandt was first associated with the area the following year when Jacobus Van Cortlandt bought property. In 1698, he married Phillipse's daughter Eva, and soon after, bought the 76½ acres encompassing the site where today's house stands. Over a 38 year period, Jacobus, a future mayor of New York City, systematically purchased the entire land area of the present-day park, developing it into a productive grain growing and milling operation. In 1748, Jacobus' son Frederick built the Van Cortlandt House. The family lived on and farmed the land through the 1880s, operating, in essence, a northern plantation with servants and tradesmen in their employ.

The 19th century brought projects to the future parkland that were indicative of the city's growth. These included an aqueduct and railroad lines. Construction began on the 41-mile-long Croton Aqueduct in 1837 bringing clean water from the upstate Croton Reservoir, through Westchester and Van Cortlandt Park, across the High Bridge, and finally to a distributing reservoir where the Main Branch of the New York Public Library stands today at 42nd Street in Manhattan. In the 1880s, two railroad lines were laid across the

parkland. The Putnam Railroad Line established service to Brewster and points north. A spur of this line provided a quick trip northwest through the park to Yonkers' Getty Square.

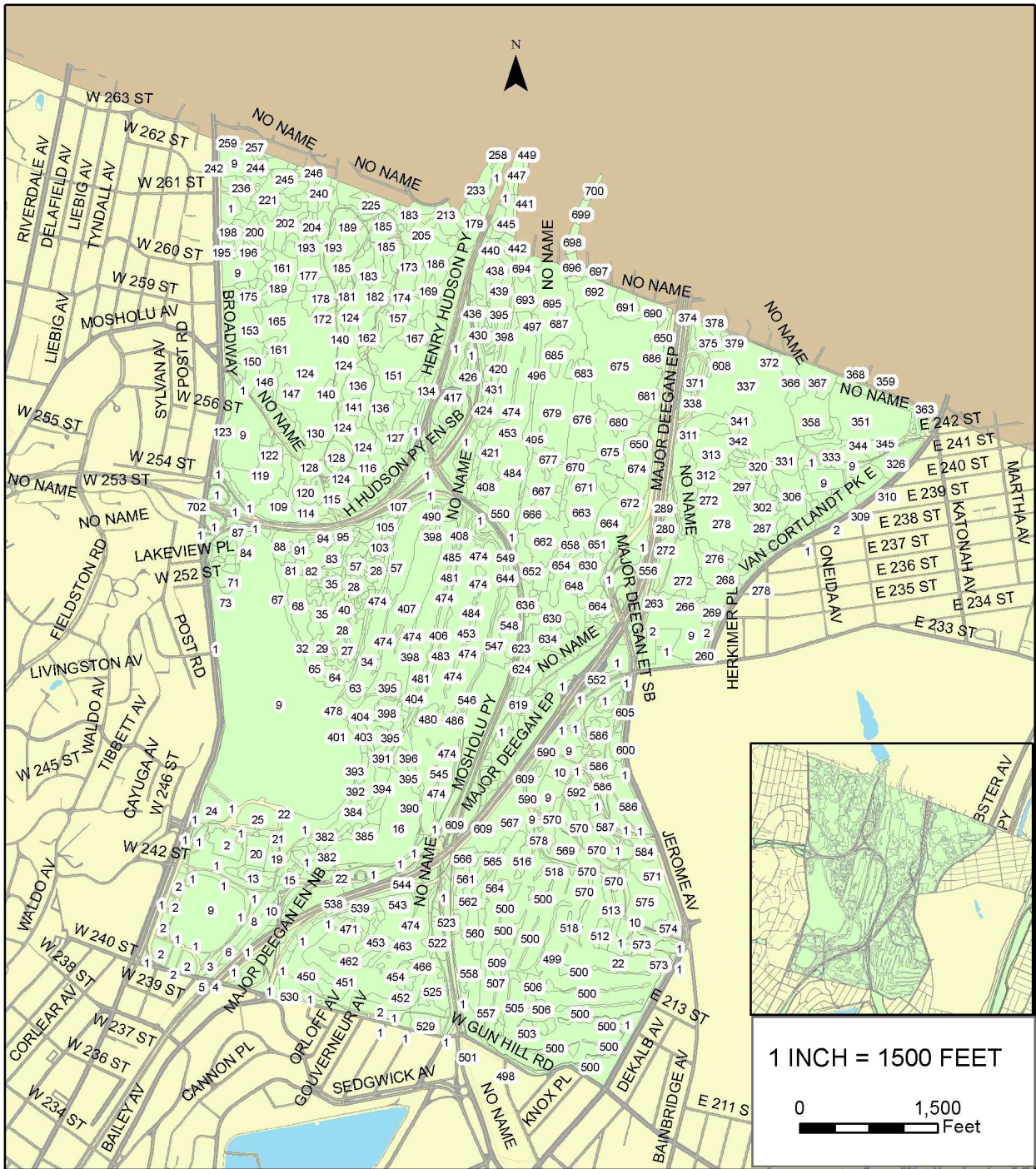
New York City took title to Van Cortlandt Park on December 12, 1888. It subsequently developed some sections, added play areas, made wild areas passable, and upgraded existing features. Unfortunately, highway construction in the 1940s and 50s cut swaths through the park that resulted in a loss of precious wetlands and an increased difficulty to traverse the park. A series of fiscal crises beginning in the 1970s inflicted a tremendous strain on the park, impeding its upkeep.

To facilitate the protection, management and restoration of Van Cortlandt Park, NRG completed an inventory of the area using entitation, a process of identifying and describing ecologically distinct plant communities. Using aerial photographs and field reconnaissance, Parks staff delineated distinct ecological entities, known as entitation units, based on cover type, understory structure, species composition, and topography. Evidence of historical use, current use, environmental disturbance, and additional notes were also recorded for each unit. Entitation of Van Cortlandt Park resulted in a map and database that can be used to locate valuable and threatened areas. They also serve as a baseline for measuring change over time.

Entitation

Entitation is a type of plant community inventory well suited to the patchy environments often found in urban areas. Originally designed for European landscapes, the system was revised by NRG in 1985 for use in urban parkland. NRG has used entitation widely and successfully to facilitate acquisition and restoration decisions. Put simply, entitation is a process of breaking up a park into manageable parts called “entities” or “entitation units.” Entitation units are defined using a weighted list of criteria. The first level of distinction is based on cover type (e.g. closed forest, vineland, scrub), followed by canopy species composition, understory type (e.g. herbs, vines, shrubs), and understory species composition. Additional factors, such as topography and soil condition (e.g. wet, moist, dry) are also taken into account.

To prepare for fieldwork, mapping technicians examine aerial photographs and delineate areas of similar cover. The mapping staff use the aerial information to create a strategy for covering land area. In the field, boundaries are identified as described above. For each unit, staff record the data listed above, as well as current uses, environmental disturbances, historical indicators, community stability, and comments.



ENTITATION UNITS - JANUARY 1988

VAN CORTLANDT PARK
BRONX COUNTY, CITY OF NEW YORK



City of New York
Parks & Recreation
Natural Resources Group

Arsenal North, 1234 Fifth Avenue, New York, NY 10029

Michael R. Bloomberg, Mayor
Adrian Benepe, Commissioner

07/31/07

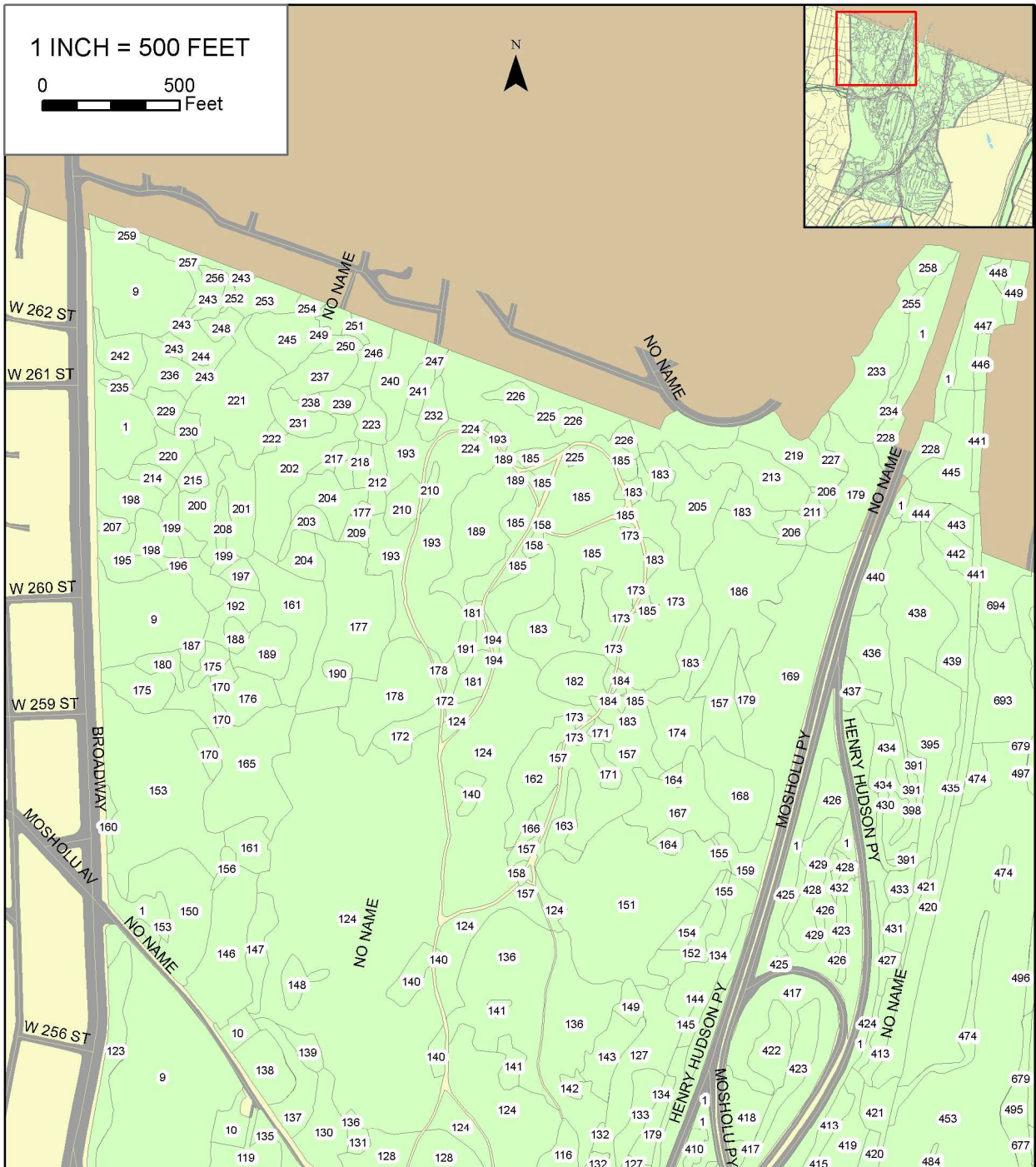
www.nyc.gov/parks

2007.07.31.1

1 INCH = 500 FEET

0 500
Feet

N



ENTITATION UNITS - JANUARY 1988

VAN CORTLANDT PARK
BRONX COUNTY, CITY OF NEW YORK



City of New York
Parks & Recreation
Natural Resources Group

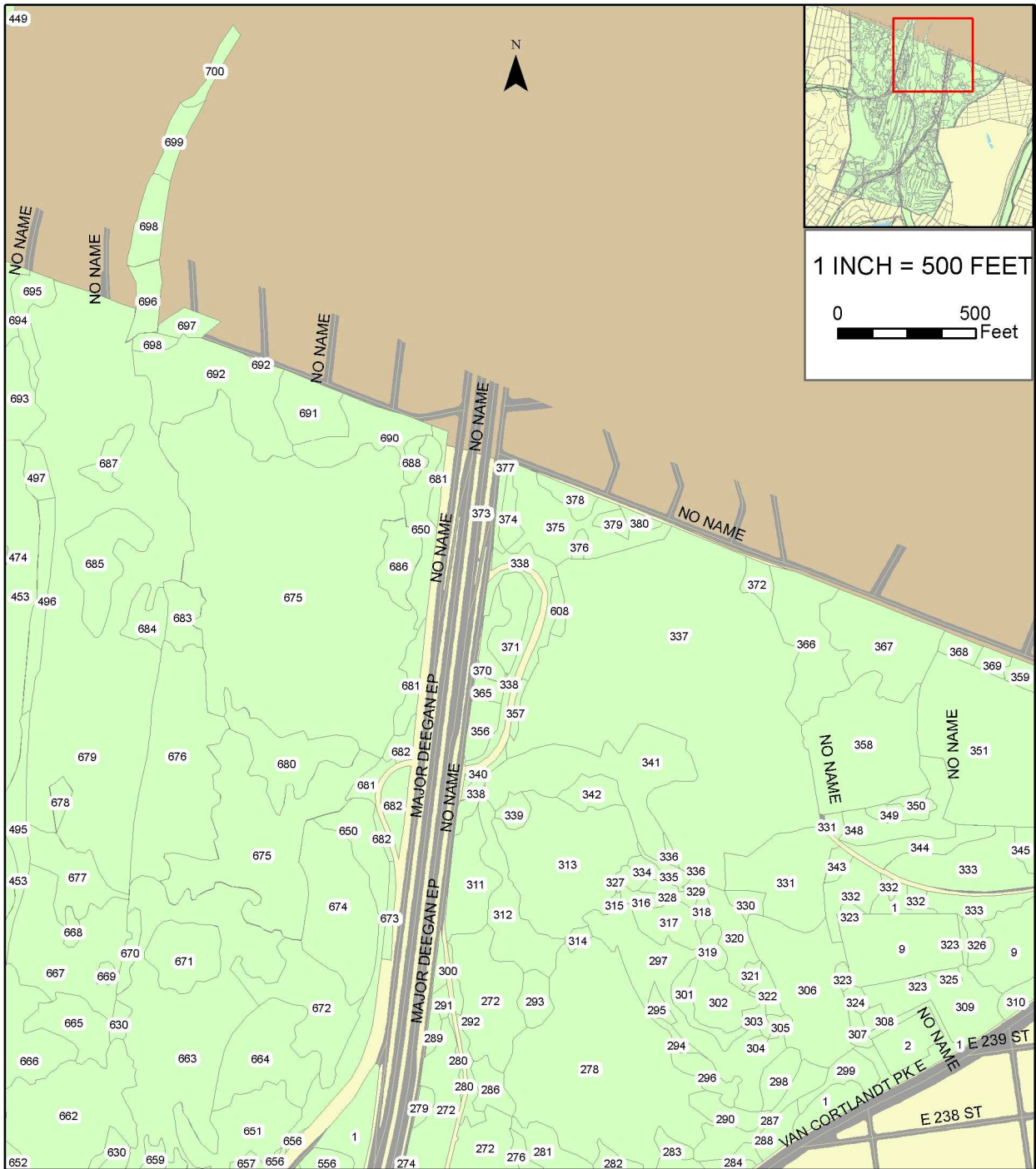
Arsenal North, 1234 Fifth Avenue, New York, NY 10029

Michael R. Bloomberg, Mayor
Adrian Benepe, Commissioner

07/31/07

www.nyc.gov/parks

2007.07.31.2



ENTITATION UNITS - JANUARY 1988

VAN CORTLANDT PARK
BRONX COUNTY, CITY OF NEW YORK



City of New York
Parks & Recreation
Natural Resources Group

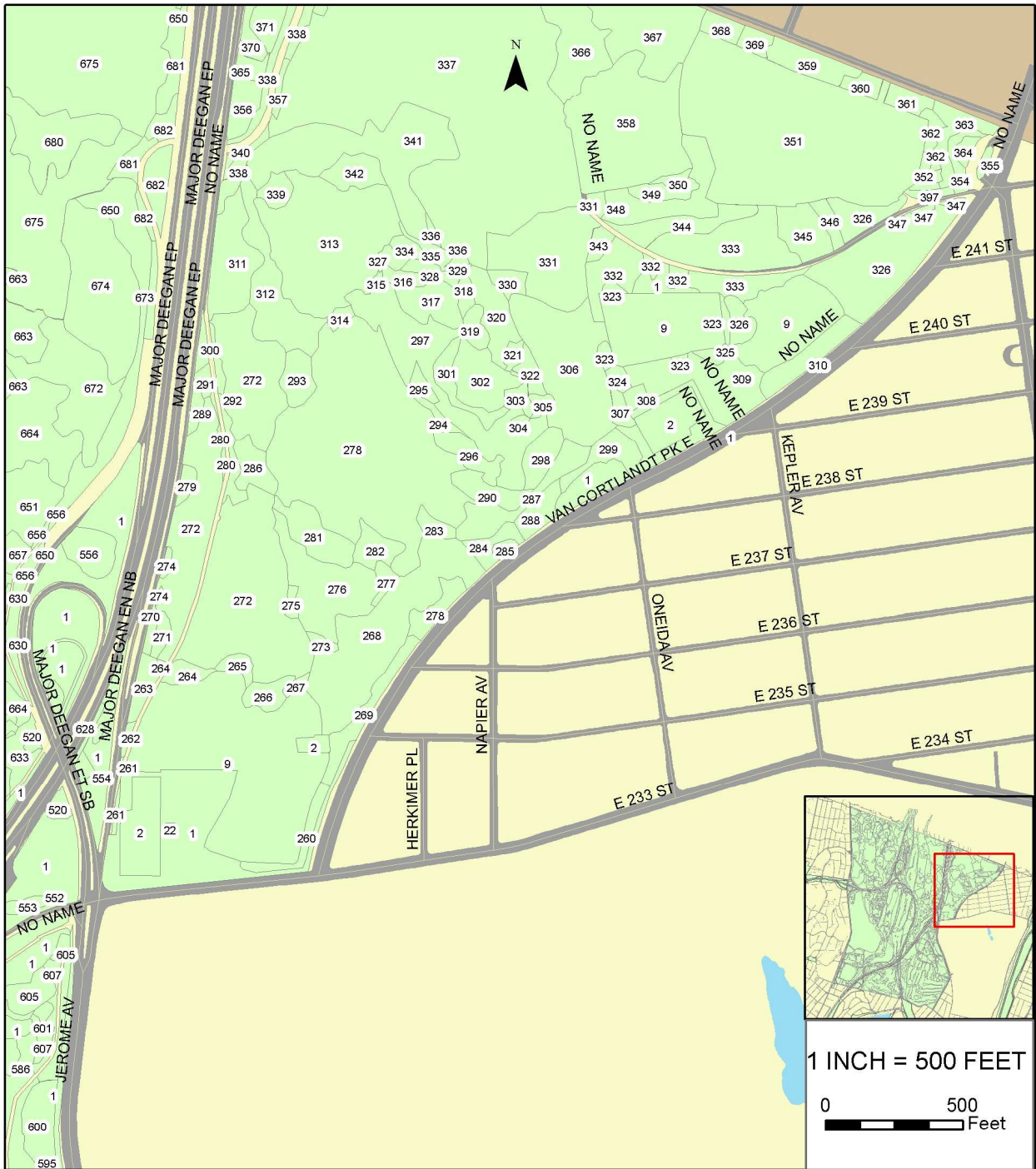
Arsenal North, 1234 Fifth Avenue, New York, NY 10029

Michael R. Bloomberg, Mayor
Adrian Benepe, Commissioner

07/31/07

www.nyc.gov/parks

2007.07.31.3



ENTITATION UNITS - JANUARY 1988

VAN CORTLANDT PARK
BRONX COUNTY, CITY OF NEW YORK



City of New York
Parks & Recreation
Natural Resources Group

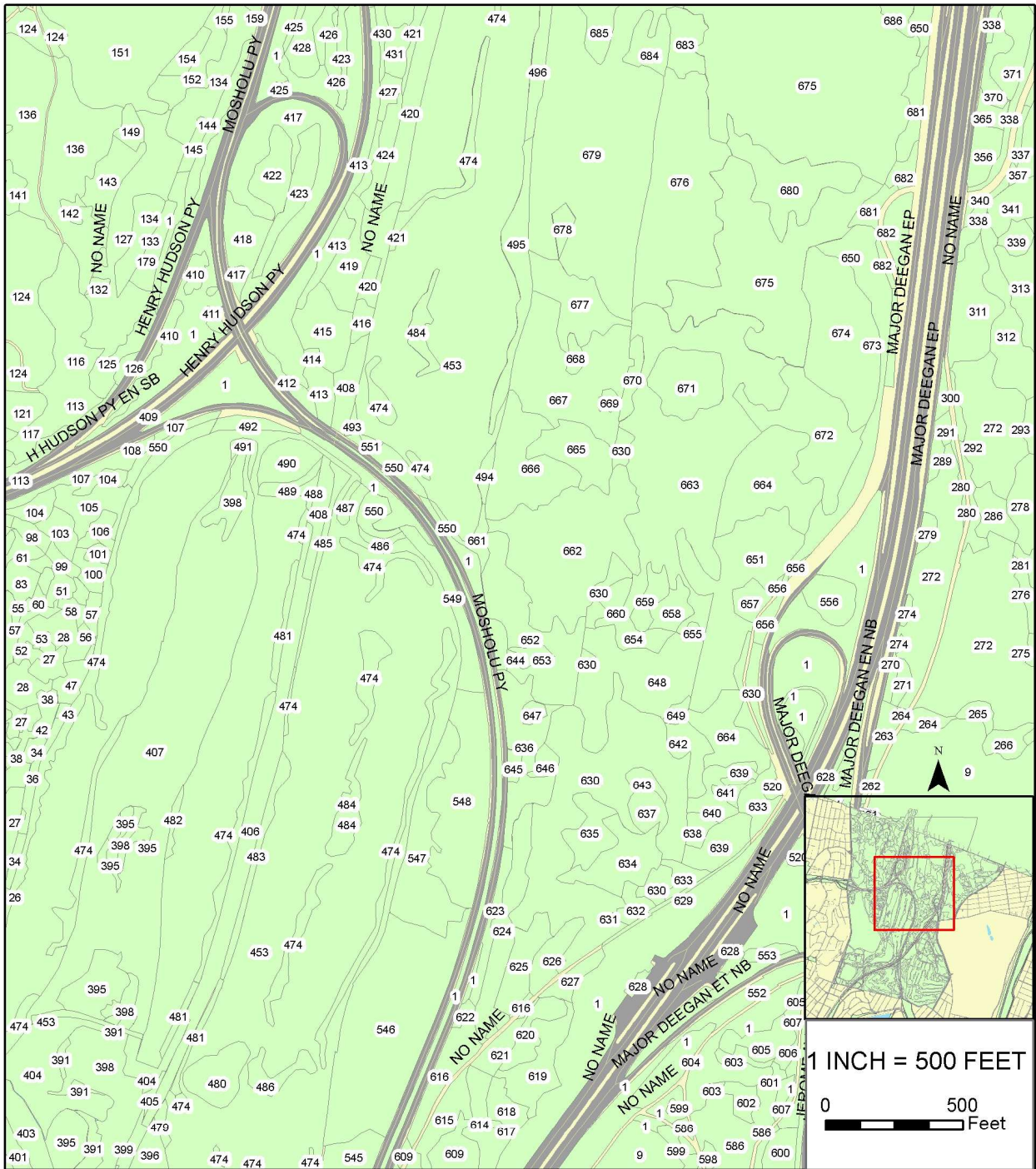
Arsenal North, 1234 Fifth Avenue, New York, NY 10029

Michael R. Bloomberg, Mayor
Adrian Benepe, Commissioner

07/31/07

www.nyc.gov/parks

2007.07.31.4



ENTITATION UNITS - JANUARY 1988

VAN CORTLANDT PARK
BRONX COUNTY, CITY OF NEW YORK



City of New York
Parks & Recreation
Natural Resources Group

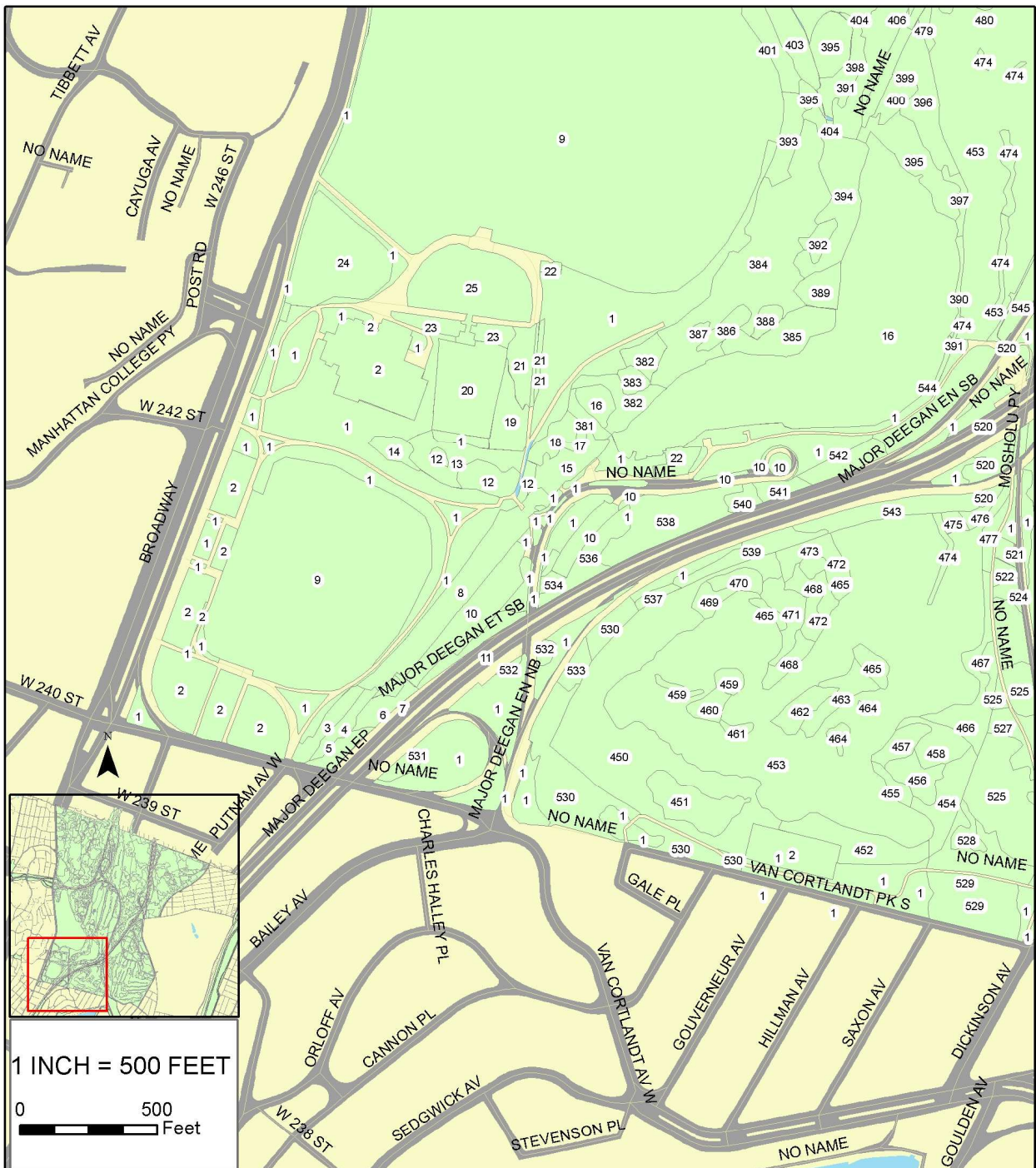
Arsenal North, 1234 Fifth Avenue, New York, NY 10029

Michael R. Bloomberg, Mayor
Adrian Benepe, Commissioner

07/31/07

www.nyc.gov/parks

2007.07.31.5



ENTITATION UNITS - JANUARY 1988

VAN CORTLANDT PARK
BRONX COUNTY, CITY OF NEW YORK



**City of New York
Parks & Recreation
Natural Resources Group**

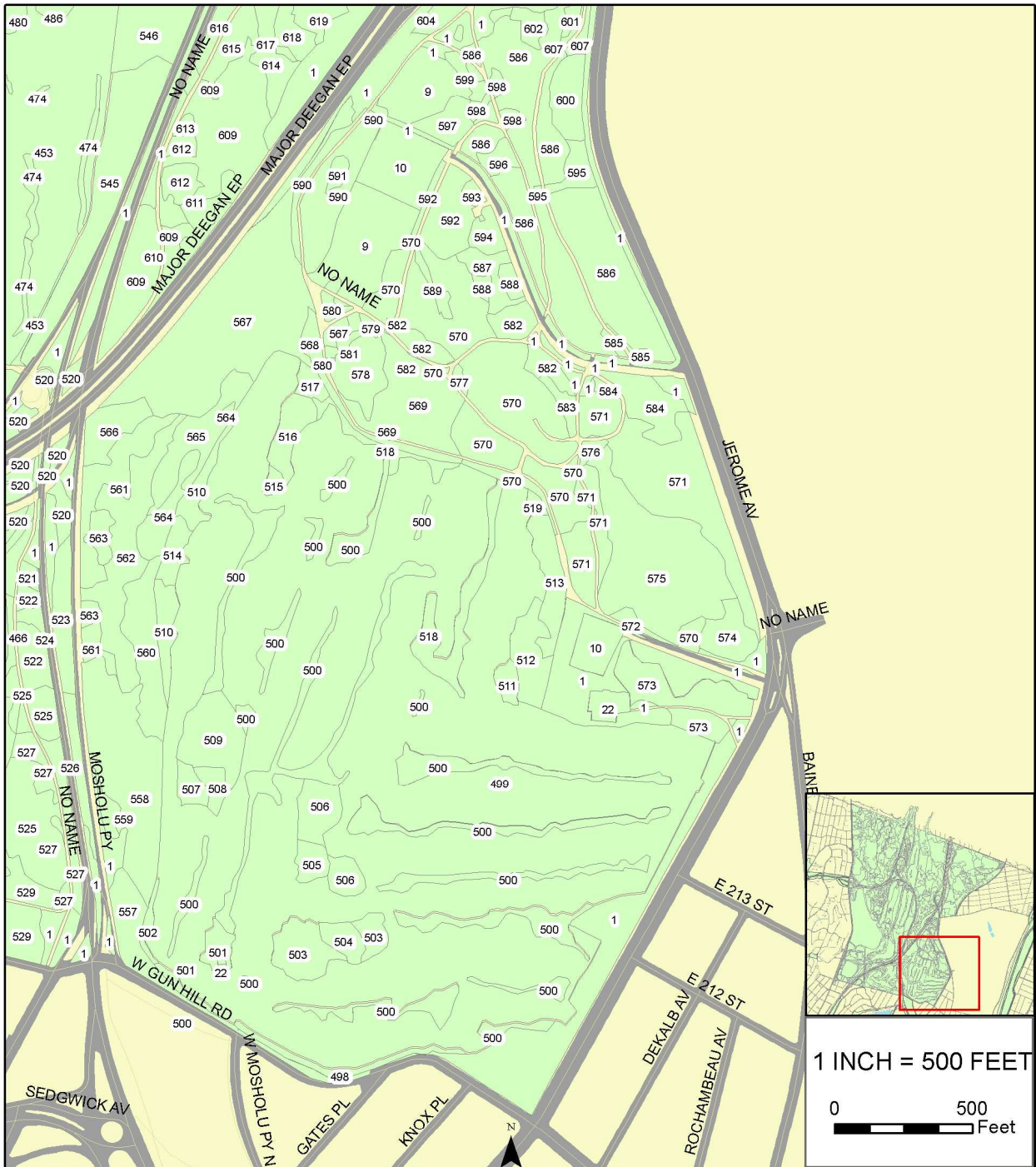
Arsenal North, 1234 Fifth Avenue, New York, NY 10029

Michael R. Bloomberg, Mayor
Adrian Benepe, Commissioner

07/31/07

www.nyc.gov/parks

2007.07.31.7



ENTITATION UNITS - JANUARY 1988

VAN CORTLANDT PARK
BRONX COUNTY, CITY OF NEW YORK



City of New York
Parks & Recreation
Natural Resources Group

Arsenal North, 1234 Fifth Avenue, New York, NY 10029

Michael R. Bloomberg, Mayor
Adrian Benepe, Commissioner

07/31/07

www.nyc.gov/parks

2007.07.31.8

Unit: 1
Acreage: 67.08
Mgmt. Concern: No

<u>Site</u>	<u>Species</u>	<u>Height</u>	<u>Exotic</u>	<u>Historical</u>	<u>Uses</u>	<u>Disturbances</u>
Woodland	Oak, pin	>30'		Road	Foot traffic	Compaction
Deciduous	Norway maple	>30'	Yes	Exotics	Picnic	Trash
Hemicryptophytes					Campfire/ party	
Level						
Dry						

Comments:

Landscaped areas in Van Cortlandt Park. Lots of pin oak, a good deal of red maple, and a variety of other trees, which include red maple, American hornbeam, sweetgum, Colorado blue spruce, copper beech, crabapple, willow oak, mulberry, black locust, black cherry, white pine, honey locust, tulip tree, American elm, London planetree, hawthorn, etc. Other spp: English plantain, CSG, common plantain, privet sp., Forsythia, cornelian cherry. Some trash but well maintained.

Unit: 2
Acreage: 8.25
Mgmt. Concern: No

<u>Site</u>	<u>Species</u>	<u>Height</u>	<u>Exotic</u>	<u>Historical</u>	<u>Uses</u>	<u>Disturbances</u>
Desert					Sports	Vandalism
				Landfill		
Level						
Dry						

Comments:

Van Cortlandt active recreation areas, swimming pool, paddle/hand ball courts, asphalt play areas, basketball courts, a bocce court, tennis courts. Pin oaks and other trees are in some of these areas.

Unit: 3
Acreage: 0.49
Mgmt. Concern: No

<u>Site</u>	<u>Species</u>	<u>Height</u>	<u>Exotic</u>	<u>Historical</u>	<u>Uses</u>	<u>Disturbances</u>
Closed Forest	Oak, pin	>30' & 5-30'		Exotics	Foot traffic	Trash
Deciduous	Pine, white	5'-30'			Vehicle access	Erosion
Phanerophytes	Cherry, black	<5' & 5-30'			Picnic	
Slope	Ailanthus	<5' & 5-30'	Yes			
Dry	American elm	All				

Comments:

Forested strip of planted pin oak and white pine with lots of black cherry in the understory. Old landscaped area that has been let go and now has lots of regenerating trees. Ailanthus coming in abundantly where there are openings. One very large elm present plus a pocket of elm at the southernmost tip. Little elm regeneration; no pin oak or pine <5'. Other spp: Virginia knotweed, poison ivy, hawthorn, mugwort, CSG, smartweed, Asiatic dayflower, common plantain, etc.

Unit: 4
Acreage: 0.44
Mgmt. Concern: Yes

<u>Site</u>	<u>Species</u>	<u>Height</u>	<u>Exotic</u>	<u>Historical</u>	<u>Uses</u>	<u>Disturbances</u>
Herbaceous	Phragmites	<5' & 5-30'		Railroad		
	Jewelweed	<5'		Tlgrph pole		
Geophytes	Goldenrod	<5'				
Depression	Dogbane	<5'				
Wet						

Comments:

Large Phragmites/jewelweed unit upon old railroad bed. Lots of water collects here as exhibited by wet site species. Phragmites and jewelweed abundant on both sides of track: dogbane, goldenrod and other herbaceous species growing near and upon tracks. Lots of wineberry, horsetail, and CSG too. Not much regeneration. Small amount of sweetgum, Ailanthus, box elder, black cherry and American elm. MC: Manage for wet site. Other spp: Virginia creeper, elderberry, mugwort, Polygonum sp., daisy fleabane, deadly nightshade, etc.

Unit: 5
Acreage: 0.27
Mgmt. Concern: No

<u>Site</u>	<u>Species</u>	<u>Height</u>	<u>Exotic</u>	<u>Historical</u>	<u>Uses</u>	<u>Disturbances</u>
Closed Forest	Box Elder	<5' & 5-30'		Landfill	Vehicle access	Dumping
Deciduous	Locust, black	5'-30'	Yes	Fence	Vagabond	Trash
Phanerophytes	Cherry, black	<5' & 5-30'				
Slope						
Moist						

Comments:

Moist closed forest of box elder (most 15' or under) that slopes down from the Major Deegan exit ramp to the old railroad. Unit ends at Van Cortlandt Park South. Quite a bit of black locust in the southern end and black cherry concentrated in the northern half. Also, pin oak, American elm and rose. Groundcover varies. Dumping from road, also some old railroad ties here. Unit ends along fence. Lots of dead Ailanthus. Vagabond had lived here. Other spp: Japanese knotweed, Japanese honeysuckle, goldenrod, Rubus, Norway maple, Ailanthus, etc.

Unit: 6
Acreage: 0.47
Mgmt. Concern: Yes

<u>Site</u>	<u>Species</u>	<u>Height</u>	<u>Exotic</u>	<u>Historical</u>	<u>Uses</u>	<u>Disturbances</u>
Closed Forest	Locust, black	<5' & 5-30'	Yes		Foot traffic	Trash
Deciduous	American elm	<5' & 5-30'		Landfill	Vehicle access	Dumping
Phanerophytes	Ailanthus	All	Yes	Exotics	Vagabond	
Slope	Cherry, black	<5' & 5-30'				
Dry	Tartarian honeysuckle	<5' & 5-30'				

Comments:

Wooded strip alongside exit from the Deegan Expressway ending at golf course parking lot. MC: Lots of debris and trash. Half of unit is scrubby: clumps of rose present plus a large patch of Tartarian honeysuckle in the northern end. Groundcover predominantly garlic mustard and Japanese honeysuckle. Rose growing in some trees. Other spp: Virginia knotweed, Rubus, white snakeroot, goldenrod, crabapple, sweetgum, enchanter's nightshade, Japanese knotweed, pin oak, wild grape, mugwort, chives, privet sp., and black locust regeneration.

Unit: 7
Acreage: 0.11
Mgmt. Concern: Yes

<u>Site</u>	<u>Species</u>	<u>Height</u>	<u>Exotic</u>	<u>Historical</u>	<u>Uses</u>	<u>Disturbances</u>
Herbaceous	Japanese knotweed	<5' & 5-30'	Yes	Railroad	Foot traffic	
Geophytes						
Level						
Dry						

Comments:

Patch of Japanese knotweed growing upon railroad bed between units 6 and 8. MC: Do not let this expand! Unit only upon east side of tracks, beginning to move into unit 6. Little or no other species.

Unit: 8
Acreage: 1.63
Mgmt. Concern: Yes

<u>Site</u>	<u>Species</u>	<u>Height</u>	<u>Exotic</u>	<u>Historical</u>	<u>Uses</u>	<u>Disturbances</u>
Closed Forest	American elm	All		Landfill	Foot traffic	Trash
Deciduous	Cherry, black	All			Vehicle access	Dumping
Phanerophytes	Mulberry	<5' & 5-30'	Yes			Erosion
Slope						
Dry						

Comments:

Closed forest of American elm along old railroad line. Larger elms in landscaped areas nearby have seeded here. Openings in the canopy. Not as much cherry and mulberry, but it is significant. Trash along tracks; lots of dumping near golf course parking lot. Good educational spot for succession on man-made area; also nice elm spot (MC). Railroad overpass in unit. Other spp: poison ivy (lots), Virginia creeper, enchanter's nightshade, CSG, jewelweed, Virginia knotweed, Japanese knotweed, white snakeroot, rose, American hornbeam, etc.

Unit: 9
Acreage: 99.43
Mgmt. Concern: No

<u>Site</u>	<u>Species</u>	<u>Height</u>	<u>Exotic</u>	<u>Historical</u>	<u>Uses</u>	<u>Disturbances</u>
Herbaceous	Cool season grass	<5'				
Hemicryptophytes						
Level						
Dry						

Comments:

Grassy active recreation areas--track (includes stadium), ball fields, soccer fields, cricket fields, the parade grounds, etc. Other spp: pineapple weed, white clover, English plantain, common plantain, dandelion, path rush, red maple, and sweetgum.

Unit: 10
Acreage: 4.80
Mgmt. Concern: No

<u>Site</u>	<u>Species</u>	<u>Height</u>	<u>Exotic</u>	<u>Historical</u>	<u>Uses</u>	<u>Disturbances</u>
Desert				Landfill	Parking lot Vehicle access	Trash
Level						
Dry						

Comments:

All parking lots in Van Cortlandt Park--golf course parking lots, stable parking lots, employee parking lots, etc.

Unit: 11
Acreage: 0.13
Mgmt. Concern: Yes

<u>Site</u>	<u>Species</u>	<u>Height</u>	<u>Exotic</u>	<u>Historical</u>	<u>Uses</u>	<u>Disturbances</u>
Closed Forest	American elm	All		Landfill	Foot traffic	Dumping
Deciduous	Privet	<5'	Yes	Exotics	Vehicle access	Trash
Chamaephytes					Railroad	
Slope						
Dry						

Comments:

American elm dominates this slope between the Major Deegan Expressway and the golf parking lot. Privet is through most of the unit although there are a lot of phanerophytes. Scattered mulberry, black cherry and Ailanthus trees. MC: Dumping and trash should be removed not that access is partially controlled. Other spp: pin oak, moth mullein, wild grape, Japanese honeysuckle, poison ivy, mugwort, garlic mustard, white snakeroot, Japanese knotweed, goldenrod, CSG, hawthorn, rose, etc.

Unit: 12
Acreage: 0.82
Mgmt. Concern: Yes

<u>Site</u>	<u>Species</u>	<u>Height</u>	<u>Exotic</u>	<u>Historical</u>	<u>Uses</u>	<u>Disturbances</u>
Herbaceous	Phragmites	<5' & 5-30'		Fence	Foot traffic	Trash
Deciduous						
Geophytes						
Depression						
Wet						

Comments:

Wet area full of Phragmites. MC: Due to wildlife and being a nice area. On higher spots there are a few trees: mulberry, 1 red maple, 1 peach. Another spot has several black willow, American elm. Other spp: jewelweed, chives, purple loosestrife, CSG, path rush, dock sp., bindweed, wild grape, poison ivy, spotted knapweed, arrowwood, shining willow, marshmallow, privet, paved path runs through east end of unit.

Unit: 13
Acreage: 0.84
Mgmt. Concern: Yes

<u>Site</u>	<u>Species</u>	<u>Height</u>	<u>Exotic</u>	<u>Historical</u>	<u>Uses</u>	<u>Disturbances</u>
Aquatic (fresh)	Common cattail	<5' & 5-30'			Foot traffic	
Geophytes						
Depression						
Wet						

Comments:

A dense area of common cattails. Very wet, with standing water in the southern half of the unit. Duckweed in water, jewelweed in drier areas, soft rush, dark green bulrush, mugwort, CSG, dock sp., spotted knapweed, white clover growing at unit edge. Lots of wildlife: a muskrat, and many birds, particularly red winged blackbirds. MC: For wildlife and nice wetland area. Other spp: deadly nightshade, wild grape, spearmint spp., a few white ash about 15' tall, red clover, silky dogwood, purple loosestrife, goldenrod and climbing boneset.

Unit: 14
Acreage: 0.27
Mgmt. Concern: Yes

<u>Site</u>	<u>Species</u>	<u>Height</u>	<u>Exotic</u>	<u>Historical</u>	<u>Uses</u>	<u>Disturbances</u>
Herbaceous	Cool season grass	<5'	yes	Road		Dumping
	Sedge	<5'				Trash
Geophytes	Beggar ticks	<5'				Other
Depression	Mild water pepper	<5'				
Surface water	Common ragweed	<5'				

Comments:

Most of this unit floods every time it rains (overflow from sewer rechanneling of Tibbett's Brook). Woodchips were put in as an attempt to dry the area up. This only allows Phragmites and other terrestrial herbs a chance to colonize. Other spp: mugwort, English and common plantain, goldenrod, duckweed, smartweed, curly dock, cursed crowsfoot, and spikerush.

Unit: 15
Acreage: 0.64
Mgmt. Concern: No

<u>Site</u>	<u>Species</u>	<u>Height</u>	<u>Exotic</u>	<u>Historical</u>	<u>Uses</u>	<u>Disturbances</u>
Closed Forest	Norway maple	All	Yes	Railroad	Foot traffic	
Deciduous	Cherry, black	<5' & 5-30'		Foundation		
Chamaephytes	American elm	<5' & 5-30'		Exotics		
Slope	Ornamental shrubs	<5' & 5-30'				
Dry						

Comments:

Forest with very large Norway maples and lots of black cherry on both sides of the railroad track. Various other trees present. A great deal of ornamental shrubs in much of understory. Some shrubs are probably from the old railroad station and others from erosion control. Lots of erosion in west side of unit; also old foundations here (from railroad ?). Snags present. Other spp: Northern catalpa (>30'), white ash, mulberry, American hackberry, red oak, Eastern red cedar, pin oak, Siebold viburnum, dogwood sp., Forsythia, privet sp., rose, etc.

Unit: 16
Acreage: 12.34
Mgmt. Concern: Yes

<u>Site</u>	<u>Species</u>	<u>Height</u>	<u>Exotic</u>	<u>Historical</u>	<u>Uses</u>	<u>Disturbances</u>
Aquatic (fresh)					Sports Vehicle access	Petroleum Trash
Hydrophytes						
Depression						
Surface water						

Comments:

Van Cortlandt Lake including the lower basin below the railroad tracks. Many ducks, seagulls sighted; also a great egret, and great blue heron. Fishing in summer, ice skating in winter. Lots of usage, including picnicking at lake's edge. Species found here include arrow arum which grows in clumps around most of lake, dark green bulrush, a little duckweed, Polygonum sp. and Phragmites. MC: Trash floating in lake.

Unit: 17
Acreage: 0.09
Mgmt. Concern: Yes

<u>Site</u>	<u>Species</u>	<u>Height</u>	<u>Exotic</u>	<u>Historical</u>	<u>Uses</u>	<u>Disturbances</u>
Woodland	Willow, black	>30' & 5-30'			Foot traffic	Vandalism
Deciduous	Ash, white	<5' & 5-30'				Trash
Hemicryptophytes						
Depression						
Surface water						

Comments:

Small wet depression with not much of the above two species. Vines from adjacent unit 18 growing on some ash. Surface water collects here from railroad bed; there are drains in the wall in the north end of unit 18. Some nice wet site species: arrow arum and jewelweed. But most areas are disturbed, eroded and some trees are hacked. MC: Should be fenced off; nice wildlife habitat in conjunction with surrounding area. Groundcover is predominantly grasses although much is bare. Other spp: CSG, mugwort, goldenrod, rose, Virginia knotweed, etc.

Unit: 18
Acreage: 0.40
Mgmt. Concern: Yes

<u>Site</u>	<u>Species</u>	<u>Height</u>	<u>Exotic</u>	<u>Historical</u>	<u>Uses</u>	<u>Disturbances</u>
Vineland	Wild grape	<5' & 5-30'			Foot traffic	
Deciduous	Jewelweed	<5'				
Lianas						
Slope						
Wet						

Comments:

Nice vineland of wild grape growing upon trees, rose, and on the wet ground. Jewelweed throughout. Soil very wet in spots. Gentle slope toward south. Lots of herbaceous species. Many birds. Trees include black willow, black cherry, and sweetgum. MC: Nice wildlife habitat. Other spp: poison ivy, Polygonum sp., wineberry, spotted knapweed, some cattails, wild lettuce, chives, curly dock, CSG, path rush, bitter dock, Virginia creeper, common milkweed, great ragweed, etc. Raccoon sighted here previously.

Unit: 19
Acreage: 0.79
Mgmt. Concern: Yes

<u>Site</u>	<u>Species</u>	<u>Height</u>	<u>Exotic</u>	<u>Historical</u>	<u>Uses</u>	<u>Disturbances</u>
Herbaceous	Soft rush	<5'			Foot traffic	Trash
	Purple loosestrife	<5'	Yes			
Geophytes	Common cattail	<5'				
Level						
Surface water						

Comments:

Very diverse wet area, lots of different sedges, rushes and wet-site herbaceous plants. MC: Preserve this area; nearby units are being filled in with woodchips. Other spp: dark green bulrush, Juncus spp. (2), Carex crinita, path rush, curly dock, spikerush, CSG, Carex vulpinoidea, common ragweed, rose, spearmint, jewelweed, goldenrod, chives, poison ivy, wild grape, swamp milkweed, fringed loosestrife, and wool grass.

Unit: 20
Acreage: 1.90
Mgmt. Concern: No

<u>Site</u>	<u>Species</u>	<u>Height</u>	<u>Exotic</u>	<u>Historical</u>	<u>Uses</u>	<u>Disturbances</u>
Woodland	Norway maple	5'-30'	Yes	Exotics	Picnic	Vandalism
Evergreen	Eastern red cedar	5'-30'		Garden	Foot traffic	Trash
Hemicryptophytes						
Level						
Dry						

Comments:

Old Dutch gardens associated with Van Cortlandt mansion. Used to have a fountain and gravel paths. Now used as a picnic area provided with benches and trash containers. Other spp: black cherry, red oak, CSG, clover, smartweed, common plantain, English plantain, pin oak, and red pine.

Unit: 21
Acreage: 0.49
Mgmt. Concern: Yes

<u>Site</u>	<u>Species</u>	<u>Height</u>	<u>Exotic</u>	<u>Historical</u>	<u>Uses</u>	<u>Disturbances</u>
Woodland	Mulberry spp.	<5' & 5-30'	Yes	Other	Foot traffic	Vandalism
Deciduous	Cherry, black	5'-30'				Trash
Hemicryptophytes	Norway maple	<5' & 5-30'	Yes			Compaction
Slope						
Dry						

Comments:

Woodland with several parallel paths (one asphalt, one broken stone, and a few dirt paths) running through. Lots of mulberry; Norway maple and black cherry in almost equal amounts. MC: wall falling to pieces, lots of trash. Other spp: mugwort, white wood aster, wineberry, poison ivy, rose, one very large American hackberry, white ash, black locust, American elm, and Virginia knotweed.

Unit: 22
Acreage: 0.84
Mgmt. Concern: No

<u>Site</u>	<u>Species</u>	<u>Height</u>	<u>Exotic</u>	<u>Historical</u>	<u>Uses</u>	<u>Disturbances</u>
Desert				Exotics	Foot traffic Vehicle access	
Level						
Dry						

Comments:

All buildings in Van Cortlandt Park. These include comfort stations, the Visitor Center, and the golf houses.

Unit: 23
Acreage: 0.54
Mgmt. Concern: Yes

<u>Site</u>	<u>Species</u>	<u>Height</u>	<u>Exotic</u>	<u>Historical</u>	<u>Uses</u>	<u>Disturbances</u>
Woodland Deciduous Phanerophytes Slope Dry	Mulberry spp.	5'-30'	Yes	Pltd Grove		Erosion Compaction Trash

Comments:

Small strip of mulberry trees evenly spaced, probably planted. MC: Lots of compaction and erosion on this slope, mulberry not regenerating, but Norway maple is. Lots of squirrels and birds here. Other spp: lamb's quarters, rose, white wood aster, garlic mustard, spotted knapweed, mugwort, bittersweet, CSG, pokeweed, American elm, smartweed, and Ailanthus.

Unit: 24
Acreage: 1.44
Mgmt. Concern: No

<u>Site</u>	<u>Species</u>	<u>Height</u>	<u>Exotic</u>	<u>Historical</u>	<u>Uses</u>	<u>Disturbances</u>
Woodland Deciduous Geophytes Undulating Dry	Oak, red Oak, pin	>30' >30'				

Comments:

Memorial and Colonial Groves. Memorial Grove of oaks; mostly red and pin, but also a few willow oaks. Colonial Grove (planted Oct. 1987) consists entirely of American linden. Under each tree in Memorial Grove is a plaque (or should be) commemorating veterans of WWII and the Korean War. MC: The area is fenced off with hurricane fencing to stop trampling and picnicking--should aim for a nicer-looking, more permanent barrier. Groundcover mostly CSG-- maybe choose something more resistant to trampling (like ivy, Pachysandra, etc.).

Unit: 25
Acreage: 2.36
Mgmt. Concern: Yes

<u>Site</u>	<u>Species</u>	<u>Height</u>	<u>Exotic</u>	<u>Historical</u>	<u>Uses</u>	<u>Disturbances</u>
Herbaceous	Cool season grass	<5'		VC Mansion		Vandalism
Deciduous	Norway maple	<5' & >30'	Yes			
Hemicryptophytes	Linden sp.	<5' & >30'				
Level						
Dry						

Comments:

Van Cortlandt mansion (National Historic Landmark) in the process of being restored. Unit includes grounds (surrounded by wrought iron fence) and brick stairs leading to Dutch garden below. Most of unit is mowed lawn, but mansion is surrounded by herb garden, gravel paths, and herbaceous border with shrubs. Unit includes cemetery on Vault Hill, which has been vandalized. MC: Stairs and vault are in a bad state and vandalized. Other spp: crabapple, red maple, pin oak, horsechestnut, sycamore maple, white pine, red pine, red oak, etc.

Unit: 26
Acreage: 0.33
Mgmt. Concern: No

<u>Site</u>	<u>Species</u>	<u>Height</u>	<u>Exotic</u>	<u>Historical</u>	<u>Uses</u>	<u>Disturbances</u>
Woodland	Cherry, black	<5' & 5-30'			Sports	Compaction
Deciduous	Oak, black	<5' & 5-30'			Foot traffic	Erosion
Phanerophytes						
Slope						
Dry						

Comments:

Thin woodland strip sloping down from meadow golf course fence. Dirt path in middle of unit. Black oak more abundant than black cherry, but more cherry >15'. Quite a bit of willow oak present (seeding in from golf course). Other trees are pin oak, Ailanthus, black birch, white ash and oak seedlings. Groundcover basically mugwort on golf side and CSG toward meadow. Erosion on trails from meadow. Lots of rock outcrops. Other spp: Rubus, dogbane, and tick trefoil, spp.

Unit: 27
Acreage: 2.90
Mgmt. Concern: Yes

<u>Site</u>	<u>Species</u>	<u>Height</u>	<u>Exotic</u>	<u>Historical</u>	<u>Uses</u>	<u>Disturbances</u>
Herbaceous	Little bluestem	<5'			Foot traffic	Fire
Hemicryptophytes	Cool season grass	<5'			Picnic	Erosion
Slope					Sports	Compaction
Dry						

Comments:

Little bluestem meadow on Vault Hill. Doing quite well here apparently due to frequent fires by picnickers and teens. Great herbaceous mix. Problem with invasive Sassafras. Variety of species: tick trefoils (including panicked), path rush, various rush species, mugwort, common evening primrose, dogbane, goldenrod, bird's foot trefoil, chives, lots of regenerating species: black cherry, pin oak, black oak, willow oak, Ailanthus, and Sassafras. Also clumps of switchgrass, hop clover, bush clover, grey birch, Queen Anne's lace. Rock outcrops.

Unit: 28
Acreage: 4.35
Mgmt. Concern: Yes

<u>Site</u>	<u>Species</u>	<u>Height</u>	<u>Exotic</u>	<u>Historical</u>	<u>Uses</u>	<u>Disturbances</u>
Scrub	Sassafras	All			Foot traffic	Fire
Deciduous	black, cherry	>30' & 5-30'			Picnic	
Phanerophytes						
Slope						
Dry						

Comments:

Large patches of Sassafras regeneration in VC meadow. Most trees are between 5-12' and form thickets. Other scattered trees are mostly black cherry, from 5-30' and over. MC: Sassafras very invasive! Is there any way to control the expansion? Other species include white ash, black locust, smooth sumac, bigtooth aspen, willow oak, (<5'), pin oak (<5'), bayberry, Ailanthus (<5'), mugwort, grey birch (<5'), switchgrass, little bluestem, yarrow, goldenrod, dogbane, CSG, black oak, etc. Lots of bird activity.

Unit: 29
Acreage: 0.40
Mgmt. Concern: No

<u>Site</u>	<u>Species</u>	<u>Height</u>	<u>Exotic</u>	<u>Historical</u>	<u>Uses</u>	<u>Disturbances</u>
Herbaceous	Cool season grass	<5'			Picnic Foot traffic Sports	Compaction
Hemicryptophytes						
Slope						
Dry						

Comments:

Patches of CSG next to the VC Family Vault and downslope from it. Lots of picnic/drinking action here. Soil compaction evident. Other spp: a couple black cherry, lots of little black cherry seedlings in one spot and goldenrod. Rock outcrops.

Unit: 30
Acreage: 0.14
Mgmt. Concern: No

<u>Site</u>	<u>Species</u>	<u>Height</u>	<u>Exotic</u>	<u>Historical</u>	<u>Uses</u>	<u>Disturbances</u>
Scrub	Rubus	<5'			Foot traffic	
Deciduous	Dogbane	<5'				
Chamaephytes	Little bluestem	<5'				
Slope						
Dry						

Comments:

All three species are intermixed. Rubus is growing low to the ground. Unit borders a Sassafras stand, there are some saplings in this unit adding some diversity. Other spp: CSG, goldenrod, mugwort, black cherry, (<5'), path rush, little bluestem, tick trefoils, common evening primrose.

Unit: 31
Acreage: 0.22
Mgmt. Concern: Yes

<u>Site</u>	<u>Species</u>	<u>Height</u>	<u>Exotic</u>	<u>Historical</u>	<u>Uses</u>	<u>Disturbances</u>
Woodland Deciduous Phanerophytes Slope Dry	Cherry, black Sassafras	All <5' & 5-30'			Foot traffic	

Comments:

Woodland unit with mature black cherry and some Sassafras. Lots of Sassafras regeneration in dense clumps along edge, and also scattered through unit. MC: A nice woodland area, but Sassafras regeneration is taking over. Other spp: Ailanthus, black birch, red oak, hickory spp., bayberry, rose, poison ivy, bittersweet, Rubus, Japanese honeysuckle, catbrier, CSG, WSG, butter-and-eggs, chives, garlic mustard, thistle, mugwort, common mullein, panicled and other tick trefoils, goldenrod, sweet clover, daisy fleabane. Rabbit sighted.

Unit: 32
Acreage: 0.49
Mgmt. Concern: No

<u>Site</u>	<u>Species</u>	<u>Height</u>	<u>Exotic</u>	<u>Historical</u>	<u>Uses</u>	<u>Disturbances</u>
Desert Deciduous Phanerophytes Undulating Dry				Geol. Mrker		Fire Trash

Comments:

Sparsely vegetated rock outcrop and cliff. Plants growing in cracks and small soil deposits. Mostly black cherry and black birch (<30') and CSG, but also a few red oak, Sassafras, willow oak, hackberry, blueberry sp., and ash sp. Other spp: poor-man's-pepper, bush clover, panicled tick trefoil, deptford pink, goldenrod, mugwort, poison ivy, path rush, English plantain and St. John's wort.

Unit: 33
Acreage: 0.07
Mgmt. Concern: No

<u>Site</u>	<u>Species</u>	<u>Height</u>	<u>Exotic</u>	<u>Historical</u>	<u>Uses</u>	<u>Disturbances</u>
Closed Forest	Ailanthus	<5' & 5-30'	Yes		Foot traffic	
Deciduous	Cherry, black	<5' & 5-30'				
Phanerophytes						
Slope						
Dry						

Comments:

Closed forest (barely) of Ailanthus and black cherry on slope leading up to rock outcrop and around VC Family Vault. Other spp: Sassafras, red oak, willow oak, white ash, mulberry, hickory spp., wild grape, bittersweet, poison ivy, rose, Rubus, CSG, path rush, chives, Virginia knotweed, goldenrod, mugwort, deptford pink, daisy fleabane, butter-and-eggs, wild asparagus, panicled tick trefoil and tick trefoil spp.

Unit: 34
Acreage: 0.30
Mgmt. Concern: No

<u>Site</u>	<u>Species</u>	<u>Height</u>	<u>Exotic</u>	<u>Historical</u>	<u>Uses</u>	<u>Disturbances</u>
Closed Forest	Sassafras	<5' & 5-30'			Picnic	
Deciduous						
Phanerophytes						
Slope						
Dry						

Comments:

Narrow Sassafras forest growing between golf course fence and a major trail in the meadow. Some black cherry, mostly under 5'. Sassafras growing thick along fence and just into the golf course. Bittersweet and Japanese honeysuckle growing into trees in spots, especially in the separated northern part of the unit. Other spp: mugwort (groundcover), grey birch, willow oak, arrowwood, enchanter's nightshade, CSG, Various clovers, tick-trefoil, common ragweed, etc.

Unit: 35
Acreage: 2.20
Mgmt. Concern: Yes

<u>Site</u>	<u>Species</u>	<u>Height</u>	<u>Exotic</u>	<u>Historical</u>	<u>Uses</u>	<u>Disturbances</u>
Woodland	Oak, black	All		Srvy Marker	Picnic	Compaction
Deciduous	Cherry, black	<5' & 5-30'			Foot traffic	Trash
Hemicryptophytes	Oak, pin	<5' & 5-30'				Erosion
Undulating						
Dry						

Comments:

MC: this rocky, open woodland is being heavily used by picnickers, the soil is very compacted and there is a lot of trash. Groundcover mostly little bluestem and CSG, but there is also a good amount of seedlings and herbaceous spp. Some areas of smooth sumac and Sassafras. There is an unconnected part of unit with the same species composition, but not as abused. Other spp: willow oak, white oak, black locust, black birch, grey birch, crabapple, white ash, flowering dogwood, panicled tick trefoil, blackhaw, goldenrod, Rubus, etc.

Unit: 36
Acreage: 0.27
Mgmt. Concern: No

<u>Site</u>	<u>Species</u>	<u>Height</u>	<u>Exotic</u>	<u>Historical</u>	<u>Uses</u>	<u>Disturbances</u>
Woodland	Cherry, black	<5' & 5-30'			Foot traffic	
Deciduous						
Phanerophytes						
Slope						
Dry						

Comments:

Black cherry woodland, most of canopy does not touch. Lots of bittersweet in understory, growing into trees. Quite a bit of pin oak (5-30'). Mugwort throughout most of unit. Much of the area will probably become vineland. Other spp: Ailanthus, (5-30'), arrowwood, bayberry, panicled tick trefoil, other tick trefoil species, willow oak (5-30'), black locust, great ragweed, path rush, common plantain, black oak, etc.

Unit: 37
Acreage: 0.24
Mgmt. Concern: Yes

<u>Site</u>	<u>Species</u>	<u>Height</u>	<u>Exotic</u>	<u>Historical</u>	<u>Uses</u>	<u>Disturbances</u>
Scrub	Bayberry	<5'			Foot traffic	
Deciduous	Cherry, black	5'-30'				
Chamaephytes	Oak, pin	5'-30'				
Slope						
Dry						

Comments:

Shrubland with trees. Understory almost entirely bayberry, though there is some regenerating Sassafras, some tall black cherry and pin oak. MC: This unit is encroaching into a nearby meadow (unit 27). Other spp: black oak, black locust, grey birch, smooth sumac, Rubus, little bluestem, goldenrod, tick-trefoil spp. and bush clover.

Unit: 38
Acreage: 0.32
Mgmt. Concern: No

<u>Site</u>	<u>Species</u>	<u>Height</u>	<u>Exotic</u>	<u>Historical</u>	<u>Uses</u>	<u>Disturbances</u>
Woodland	Cherry, black	<5' & 5-30'				
Deciduous	Locust, black	<5' & 5-30'	Yes			
Phanerophytes	Oak, black	<5' & 5-30'				
Slope						
Dry						

Comments:

Not many trees over 15'. Mix of the above three species. Lots of Sassafras <5' and grey birch. Nice herbaceous mix much like unit 27. Species include crabapple, goldenrod, cool season grasses, St. John's wort, little bluestem, bush clover, panicled tick-trefoil, other tick-trefoil spp., Ailanthus, dogbane and Rubus patch, willow oak, smooth sumac, pin oak, common evening primrose, bayberry, and some wild sensitive plant.

Unit: 39
Acreage: 0.17
Mgmt. Concern: No

<u>Site</u>	<u>Species</u>	<u>Height</u>	<u>Exotic</u>	<u>Historical</u>	<u>Uses</u>	<u>Disturbances</u>
Woodland Deciduous Phanerophytes Level Dry	Bigtooth aspen	<5' & 5-30'			Foot traffic	

Comments:

Patch of bigtooth aspen, most of which is under 8'. Some black cherry and pin oak 5-30'. Lots of cherry seedlings. Rocky outcrops since unit is on top Vault Hill. Little bluestem dominates groundcover near meadow edges in other areas groundcover varies. Other spp: black oak, lettuce sp., goldenrod, CSG, path rush, poison ivy, panicled tick-trefoil, butter-and-eggs, common mullein, and bittersweet.

Unit: 40
Acreage: 0.44
Mgmt. Concern: No

<u>Site</u>	<u>Species</u>	<u>Height</u>	<u>Exotic</u>	<u>Historical</u>	<u>Uses</u>	<u>Disturbances</u>
Woodland Deciduous Phanerophytes Slope Dry	pin, oak Bigtooth aspen black, cherry	All <5' & 5-30' <5' & 5-30'				

Comments:

Woodland of large pin oak with an understory of regenerating trees: mostly bigtooth aspen, but also some grey birch and black birch and black cherry. Dense area, hard to walk through. Slope fairly steep. Other spp: quite a bit of bayberry, smooth sumac, staghorn sumac, also black birch, willow oak, Sassafras, white ash, Rubus blackhaw, bittersweet, CSG, little bluestem, panicled tick-trefoil, other tick-trefoil spp., goldenrod, Carex sp., common mullein, daisy fleabane, bush clover, etc.

Unit: 41
Acreage: 0.13
Mgmt. Concern: No

<u>Site</u>	<u>Species</u>	<u>Height</u>	<u>Exotic</u>	<u>Historical</u>	<u>Uses</u>	<u>Disturbances</u>
Herbaceous	Little bluestem	<5'			Foot traffic	Compaction
Deciduous	Bush clover	<5'				Erosion
Hemicryptophytes	Goldenrod	<5'				Trash
Slope						
Dry						

Comments:

Small grassy meadow on Vault Hill slope. Lots of different tree species are beginning to colonize this area (oaks, black cherry, grey birch, black birch, white ash...). The unit is surrounded by a dense Sassafras shrubland (<5') bordered by bayberry, which is closing in on the meadow. Other spp: panicled tick-trefoil, other tick-trefoil spp., CSG, Carex sp., path rush, deer-tongue grass, Rubus, common mullein, smooth sumac, black oak, yarrow, etc. Several small paths criss-cross unit.

Unit: 42
Acreage: 0.22
Mgmt. Concern: No

<u>Site</u>	<u>Species</u>	<u>Height</u>	<u>Exotic</u>	<u>Historical</u>	<u>Uses</u>	<u>Disturbances</u>
Woodland	Cherry, black	<5' & 5-30'			Foot traffic	
Deciduous	Oak, pin	<5' & 5-30'			Sports	
Chamaephytes	Rubus	<5'				
Slope	Goldenrod	<5'				
Dry	Dogbane	<5'				

Comments:

Nice cherry/ oak woodland. Trees toward the edge of unit in clumps of 4-5. Center of unit is a blanket of Rubus with dogbane and goldenrod. Also lots of little bluestem, mugwort, and bittersweet. Some tree regeneration. Other species present are willow oak, grey birch, CSG, path rush, bush clover, false Solomon's seal, and panicled tick-trefoil.

Unit: 43
Acreage: 0.07
Mgmt. Concern: No

<u>Site</u>	<u>Species</u>	<u>Height</u>	<u>Exotic</u>	<u>Historical</u>	<u>Uses</u>	<u>Disturbances</u>
Vineland Deciduous Lianas Level Dry	Bittersweet	All	Yes		Foot traffic	

Comments:

Bittersweet growing densely. Most of trees are dead except one black locust, one black cherry, and some Sassafras. Some Sassafras regeneration. Herbaceous spp. present include garlic mustard, Aster, goldenrod, white snakeroot, mugwort, common white vervain, bindweed, Rubus, clover, etc.

Unit: 44
Acreage: 0.07
Mgmt. Concern: No

<u>Site</u>	<u>Species</u>	<u>Height</u>	<u>Exotic</u>	<u>Historical</u>	<u>Uses</u>	<u>Disturbances</u>
Scrub Deciduous Chamaephytes Slope Dry	Smooth sumac Rubus	<5' <5' & 5-30'				

Comments:

Scrub area, predominantly smooth sumac. Rubus along ground. Some rock outcrops. Other spp: Ailanthus, grey birch, black birch, black cherry, black locust, black oak, Sassafras, American hackberry, blackhaw, bittersweet, Virginia creeper, goldenrod, CSG, day lily, yarrow, and butter-and-eggs.

Unit: 45
Acreage: 0.40
Mgmt. Concern: Yes

<u>Site</u>	<u>Species</u>	<u>Height</u>	<u>Exotic</u>	<u>Historical</u>	<u>Uses</u>	<u>Disturbances</u>
Woodland	Birch, gray	<5' & 5-30'				
Deciduous	Cherry, black	<5' & 5-30'				
Phanerophytes	Oak, black	<5' & 5-30'				
Slope	Sassafras	<5'				
Dry	Smooth sumac	<5'				

Comments:

Woodland of well mixed grey birch, black cherry, black oak, pin oak. Also, quite a bit of smooth sumac. A MC because regenerating trees are encroaching on a really nice meadow. Some dense regenerating Sassafras pockets. Other spp: willow oak, white ash, Rubus, goldenrod, unknown dogwood sp., bush clover, panicled tick-trefoil, CSG, WSG, narrow-leaved mountain mint.

Unit: 46
Acreage: 0.40
Mgmt. Concern: No

<u>Site</u>	<u>Species</u>	<u>Height</u>	<u>Exotic</u>	<u>Historical</u>	<u>Uses</u>	<u>Disturbances</u>
Woodland	Oak, black	All		Other	Foot traffic	Erosion
Deciduous						Trash
Phanerophytes						Compaction
Slope						
Dry						

Comments:

This woodland contains less than twenty large black oaks >30', but has an abundance of oak saplings. There are also many other trees regenerating--Sassafras, black cherry, grey birch especially. Several footpaths throughout and surveying directions on just about very large rock in the unit. Other spp: black birch, hickory sp., white ash, pin oak, red oak, white oak, black tupelo (2), flowering dogwood, blackhaw, little bluestem, round headed bush clover, whorled loosestrife, panicled tick-trefoil, goldenrod, smooth sumac, yarrow, etc.

Unit: 47
Acreage: 0.63
Mgmt. Concern: No

<u>Site</u>	<u>Species</u>	<u>Height</u>	<u>Exotic</u>	<u>Historical</u>	<u>Uses</u>	<u>Disturbances</u>
Closed Forest Deciduous Hemicryptophytes Slope Dry	Sassafras Cherry, black	All <5' & 5-30'			Foot traffic	

Comments:

Forest of Sassafras and black cherry; Sassafras more dominant in south end and cherry in the north. Groundcover is more naturalistic- a nice mix of aster, white snakeroot, garlic mustard, Virginia knotweed, etc. Unit adjacent to golf course fence in northern half of the meadow. Some large pin oak and some smaller ones present. Edge of unit (north) has regenerating trees. Other sp: black oak, mugwort, common ragweed, bittersweet, goldenrod, false Solomon's seal, Rubus, flowering dogwood, etc.

Unit: 48
Acreage: 0.50
Mgmt. Concern: No

<u>Site</u>	<u>Species</u>	<u>Height</u>	<u>Exotic</u>	<u>Historical</u>	<u>Uses</u>	<u>Disturbances</u>
Closed Forest Deciduous Phanerophytes Slope Dry	Birch, gray Bigtooth aspen Cherry, black Oak, black	<5' & 5-30' <5' & 5-30' <5' & 5-30' <5' & 5-30'			Foot traffic	

Comments:

Closed forest at field edge with dense grey birch, a pocket of bigtooth aspen, and scattered black cherry, and black oak. Other spp: black birch, quaking aspen, white oak, hickory spp., flowering dogwood, black locust, smooth sumac, staghorn sumac, mapleleaf viburnum, Rubus, white wood aster, goldenrod. CSG, switchgrass, panicled tick-trefoil spp., bush clover, path rush, common mullein, and poor-man's pepper.

Unit: 49
Acreage: 0.16
Mgmt. Concern: No

<u>Site</u>	<u>Species</u>	<u>Height</u>	<u>Exotic</u>	<u>Historical</u>	<u>Uses</u>	<u>Disturbances</u>
Closed Forest	Locust, black	<5' & 5-30'	Yes			Dumping
Deciduous	Oak, black	<5' & 5-30'				
Phanerophytes	Birch, black	<5' & 5-30'				
Slope						
Dry						

Comments:

Small pocket of regenerating black locust just south of unit 82. Black locust dominates, but quite a bit of black oak and black birch as well as black cherry and some grey birch. Small dbh trees. Not much groundcover. Some old bricks and a metal pipe dumped in unit. Other spp: grey birch, goldenrod, common mullein, bittersweet, CSG, panicled tick-trefoil, black birch, mapleleaf viburnum, smooth sumac.

Unit: 50
Acreage: 0.26
Mgmt. Concern: No

<u>Site</u>	<u>Species</u>	<u>Height</u>	<u>Exotic</u>	<u>Historical</u>	<u>Uses</u>	<u>Disturbances</u>
Closed Forest	Oak, black	<5' & 5-30'			Foot traffic	
Deciduous	Sassafras	<5' & 5-30'				
Phanerophytes						
Slope						
Dry						

Comments:

A dense stand of black oak and Sassafras, with trees heights around 12-17'. There is a greater quantity of Sassafras, but the black oaks are slightly larger. Also, some of the Sassafras seems to be getting shaded out. In one part of unit, at the edge where there is more sun, there is mostly Sassafras with bittersweet growing in it. Other spp: black cherry, hickory spp., flowering dogwood, hazelnut (1), blackhaw, Rubus, poison ivy, Virginia creeper, bittersweet, wild grape, CSG, true Solomon's seal, false Solomon's seal, tick-trefoil spp., etc.

Unit: 51
Acreage: 0.72
Mgmt. Concern: No

<u>Site</u>	<u>Species</u>	<u>Height</u>	<u>Exotic</u>	<u>Historical</u>	<u>Uses</u>	<u>Disturbances</u>
Scrub Deciduous Phanerophytes Slope Dry	Oak, black	<5' & 5-30'		Other	Foot traffic	Trash

Comments:

Two unconnected open scrublands of black oak, black cherry, pin oak, Sassafras, and other trees. Ground cover mostly little bluestem, goldenrod, and tick-trefoils. Most trees are around 5-6', if no fire sweeps through the area, it will grow to be a woodland. A few footpaths go through unit. Other spp: willow oak, white oak, hickory spp., black tupelo, grey birch, black birch, red oak, CSG, yarrow, St. John's wort, round-headed bush clover, dogbane, trailing bush clover in clump, pale St. Johns wort, butterflyweed (1), white vervain, etc.

Unit: 52
Acreage: 0.19
Mgmt. Concern: No

<u>Site</u>	<u>Species</u>	<u>Height</u>	<u>Exotic</u>	<u>Historical</u>	<u>Uses</u>	<u>Disturbances</u>
Scrub Deciduous Chamaephytes Slope Dry	Bayberry	<5' & 5-30'				

Comments:

Dense thicket of bayberry, most about 6' high. Some saplings (black cherry, Sassafras, black oak, grey birch) mixed in. Also, smooth sumac and Rubus. Other spp: black tupelo, dogbane, goldenrod, panicled tick-trefoil, tick-trefoil sp., round-headed bush clover, pin oak, dogwood sp., a large pin oak (>30') pokes up out of the scrub.

Unit: 53
Acreage: 0.10
Mgmt. Concern: No

<u>Site</u>	<u>Species</u>	<u>Height</u>	<u>Exotic</u>	<u>Historical</u>	<u>Uses</u>	<u>Disturbances</u>
Scrub	Sassafras	<5' & 5-30'			Foot traffic	
Deciduous	Oak, black	<5' & 5-30'				
Phanerophytes	Cherry, black	<5' & 5-30'				
Slope						
Dry						

Comments:

Scrubland of above spp., mostly Sassafras. Other trees include grey birch, pin oak, flowering dogwood. Understory mostly Sassafras seedlings. Groundcover spp: little bluestem, goldenrod, tick trefoils, and round-headed bush clover. Other spp: smooth sumac, Rubus, panicked tick-trefoil, CSG, arrowwood and dogbane.

Unit: 54
Acreage: 0.22
Mgmt. Concern: No

<u>Site</u>	<u>Species</u>	<u>Height</u>	<u>Exotic</u>	<u>Historical</u>	<u>Uses</u>	<u>Disturbances</u>
Scrub	Sassafras	<5' & 5-30'			Foot traffic	Vandalism
Deciduous	Oak, red	<5' & 5-30'				Trash
Phanerophytes	Birch, gray	<5' & 5-30'				
Level						
Dry						

Comments:

Shrubland of regenerating phanerophytes, mostly Sassafras but some red oak and grey birch. Also a few smooth sumac, black oak, black cherry, hickory spp., Ailanthus, black birch, quaking aspen, crab apple, flowering dogwood. Looks like someone went through with a machete to create a trail. Edge of unit along path has a lot of bittersweet. Other spp: Rubus, CSG, goldenrod, and whorled loosestrife.

Unit: 55
Acreage: 0.14
Mgmt. Concern: No

<u>Site</u>	<u>Species</u>	<u>Height</u>	<u>Exotic</u>	<u>Historical</u>	<u>Uses</u>	<u>Disturbances</u>
Vineland Deciduous Lianas Undulating Dry	Bittersweet	<5' & 5-30'	Yes			

Comments:

Liana land with shrubs and trees. Bittersweet is growing over all the other trees and shrubs, but there are still a few living: mostly smooth sumac, Sassafras, and black cherry. Other spp: Ailanthus, hickory spp., paniced tick-trefoil, yarrow, trailing bush clover and wild sensitive plant.

Unit: 56
Acreage: 0.10
Mgmt. Concern: No

<u>Site</u>	<u>Species</u>	<u>Height</u>	<u>Exotic</u>	<u>Historical</u>	<u>Uses</u>	<u>Disturbances</u>
Closed Forest Deciduous Chamaephytes Slope Dry	Cherry, black Sassafras Oak, pin	All <5' & 5-30' <5' & 5-30'			Foot traffic	

Comments:

Closed forest between golf course and cross country track. Very shrubby on a short slope. Other spp: willow oak, grey birch, flowering dogwood, blackhaw, rose, Rubus, arrowwood, smooth sumac, bittersweet, poison ivy, Japanese honeysuckle, dogbane, Virginia knotweed, goldenrod, false Solomon's seal and dogwood sp.

Unit: 57
Acreage: 0.16
Mgmt. Concern: No

<u>Site</u>	<u>Species</u>	<u>Height</u>	<u>Exotic</u>	<u>Historical</u>	<u>Uses</u>	<u>Disturbances</u>
Woodland	Cherry, black	<5' & 5-30'				
Deciduous	Sassafras	<5' & 5-30'			Foot traffic	
Hemicryptophytes						
Slope						
Dry						

Comments:

A woodland strip between edge of golf course and cross country track. Will probably become closed forest. Lots of herbaceous growth in understory, also a number of smooth sumac. Other spp: black oak, red oak, pin oak, willow oak, hickory spp., blackhaw, butter-and-eggs, dogbane, false Solomon's seal, whorled loosestrife, wild sensitive plant along path.

Unit: 58
Acreage: 0.14
Mgmt. Concern: No

<u>Site</u>	<u>Species</u>	<u>Height</u>	<u>Exotic</u>	<u>Historical</u>	<u>Uses</u>	<u>Disturbances</u>
Scrub	Rubus	<5'				
Deciduous	Dogbane	<5'				
Chamaephytes	Little bluestem	<5'				
Slope	Cherry, black	<5' & 5-30'				
Dry						

Comments:

Only difference between this area and unit 31 is the amount of regenerating black cherry here and the great mix of other herbaceous species. Unit is located in the northern-most tip of the meadow. Lots of butterflies in the area today. Other spp: smooth sumac, bush clover, panicled tick-trefoil spp., grey birch (<5'), pin oak, willow oak (<5'), common mullein, goldenrod, Sassafras (<5'), rough avens, common ragweed, clover sp., wild sensitive plant.

Unit: 59
Acreage: 0.07
Mgmt. Concern: Yes

<u>Site</u>	<u>Species</u>	<u>Height</u>	<u>Exotic</u>	<u>Historical</u>	<u>Uses</u>	<u>Disturbances</u>
Woodland	Birch, gray	5'-30'				Erosion
Deciduous	Birch, black	5'-30'				
Hemicryptophytes	Locust, black	<5'	Yes			
Undulating	Cherry, black	All				
Dry						

Comments:

Woodland of young trees on edge of meadow. Contains a "cliff" dug out by a front end loader or such; there is erosion at the sides. MC: Stop erosion here. Edge of unit contains cross country path. Other spp: Sassafras, black oak, hickory spp., rose, bittersweet, wild sensitive plant along path, white wood aster, goldenrod, panicled tick-trefoil, mugwort, CSG, red clover, hoary tick-trefoil.

Unit: 60
Acreage: 0.20
Mgmt. Concern: No

<u>Site</u>	<u>Species</u>	<u>Height</u>	<u>Exotic</u>	<u>Historical</u>	<u>Uses</u>	<u>Disturbances</u>
Scrub	Smooth sumac	<5' & 5-30'			Foot traffic	
Deciduous	Bayberry	<5'				
Chamaephytes						
Slope						
Dry						

Comments:

Sumac scrub with areas of low bayberry, lots of bittersweet and dogbane mixed in. One patch of butterfly weed (7 stems) being overrun by bittersweet. Some Sassafras and other trees on edges. Other spp: rose, Rubus, black cherry, black oak, pin oak, willow oak, common mullein, goldenrod, CSG and deer-tongue grass.

Unit: 61
Acreage: 0.19
Mgmt. Concern: No

<u>Site</u>	<u>Species</u>	<u>Height</u>	<u>Exotic</u>	<u>Historical</u>	<u>Uses</u>	<u>Disturbances</u>
Woodland	Oak, black	All				
Deciduous	Birch, gray	<5' & 5-30'				
Phanerophytes	Cherry, black	<5' & 5-30'				
Slope						
Dry						

Comments:

Woodland with scrubby understory of regenerating phanerophytes. Woodland is made up of a very few mature oak (mostly black). Most vegetation is around 15': scattered oak spp. (black, red, white, and pin oaks), grey birch, clumped higher on slope and black cherry on bottom of slope. Other spp: black birch, flowering dogwood, hickory sp., crabapple, black tupelo, blackhaw, smooth sumac, staghorn sumac, arrowwood, mapleleaf viburnum, CSG, WSG, butter-and-eggs.

Unit: 62
Acreage: 0.14
Mgmt. Concern: No

<u>Site</u>	<u>Species</u>	<u>Height</u>	<u>Exotic</u>	<u>Historical</u>	<u>Uses</u>	<u>Disturbances</u>
Vineland	Bittersweet	<5' & 5-30'	Yes			
Deciduous						
Lianas						
Slope						
Dry						

Comments:

A Shrubby liana land. Bittersweet with chamaephytes and regenerating trees. Other spp: black cherry, Ailanthus, red oak, grey birch, black birch, hickory sp., dogwood sp., smooth sumac, blackhaw, arrowwood, Japanese barberry, Rubus, Virginia creeper, wild grape, Japanese honeysuckle, common milkweed, goldenrod, yarrow, whorled loosestrife, white wood aster, false Solomon's seal, and panicked tick-trefoil.

Unit: 63
Acreage: 0.33
Mgmt. Concern: No

<u>Site</u>	<u>Species</u>	<u>Height</u>	<u>Exotic</u>	<u>Historical</u>	<u>Uses</u>	<u>Disturbances</u>
Woodland	Ailanthus	<5' & 5-30'	Yes	Foundation	Foot traffic	
Deciduous	Cherry, black	<5' & 5-30'				
Hemicryptophytes						
Slope						
Dry						

Comments:

Woodland of mostly Ailanthus and a good amount of black cherry. Understory mostly mugwort. Other spp: Sassafras, honey locust (1), mulberry (1), white ash, pin oak, black oak, willow oak, CSG, dogbane, and goldenrod.

Unit: 64
Acreage: 0.49
Mgmt. Concern: No

<u>Site</u>	<u>Species</u>	<u>Height</u>	<u>Exotic</u>	<u>Historical</u>	<u>Uses</u>	<u>Disturbances</u>
Closed Forest	Oak, black	>30' & 5-30'			Foot traffic	Trash
Deciduous	Cherry, black	All				
Phanerophytes	Oak, pin	5'-30'				
Slope	Birch, black	<5' & 5-30'				
Dry						

Comments:

Closed forest of mixed black oak and black cherry, and less pin oak and black birch. There are rock outcrops and loose rocks. Other spp: one or two each: red oak, white ash, crabapple, Ailanthus. Also, bittersweet, deadly nightshade, poison ivy, Rubus, CSG, mugwort, goldenrod, great ragweed, white wood aster, wild lily-of-the-valley, and Asiatic dayflower.

Unit: 65
Acreage: 1.30
Mgmt. Concern: No

<u>Site</u>	<u>Species</u>	<u>Height</u>	<u>Exotic</u>	<u>Historical</u>	<u>Uses</u>	<u>Disturbances</u>
Closed Forest	Cherry, black	All			Foot traffic	Trash
Deciduous	Ailanthus	<5' & 5-30'	Yes			
Phanerophytes						
Slope						
Dry						

Comments:

Dense closed forest dominated by black cherry and Ailanthus, with a lot of undergrowth. Some big rock outcrops and loose rocks, lots of trash! Saw a pheasant, and lots of chipmunks, squirrels, and birds. Some viney spots. Lots of large dead Ailanthus. Other spp: pin oak, black oak (two are >30'), London planetree, dogwood sp., Japanese honeysuckle, bittersweet, Virginia creeper, poison ivy, deadly nightshade, catbrier, Japanese knotweed, Virginia knotweed, wood sorrel, garlic mustard, great ragweed, mugwort, goldenrod, CSG, etc.

Unit: 66
Acreage: 0.09
Mgmt. Concern: No

<u>Site</u>	<u>Species</u>	<u>Height</u>	<u>Exotic</u>	<u>Historical</u>	<u>Uses</u>	<u>Disturbances</u>
Scrub	Sassafras	<5' & 5-30'		Fence	Foot traffic	Trash
Deciduous				Landfill		Erosion
Phanerophytes						
Slope						
Dry						

Comments:

Small clump of Sassafras at bottom of slope adjacent to the Parade Grounds. May have been some landfill dumping here at one time (metal rod); otherwise, just regeneration occurring on deposition on bottom of slope. Trash near fields. Old fence present, just poles. Other trees (most around 5'): black cherry, white ash, black locust, one large black oak, some flowering dogwood. Other spp: mugwort, bittersweet, Ailanthus (<5'), poison ivy, CSG, Asiatic dayflower, black oak (<5'), and goldenrod.

Unit: 67
Acreage: 1.33
Mgmt. Concern: Yes

<u>Site</u>	<u>Species</u>	<u>Height</u>	<u>Exotic</u>	<u>Historical</u>	<u>Uses</u>	<u>Disturbances</u>
Closed Forest	Locust, black	All	Yes		Foot traffic	Trash
Deciduous	Ailanthus	All	Yes		Picnic	Erosion
Phanerophytes	Cherry, black	<5' & 5-30'			Campfire/ party	
Slope						
Dry						

Comments:

Edge of black locust and Ailanthus, the latter more dominant in northern part of unit. Very disturbed trashy area (near Parade Grounds). Lots of bittersweet in understory. Part of unit is paved near field. Large excavated hole present; unit is a little more herbaceous here. Other spp: CSG, Asiatic dayflower, white snakeroot, honeysuckle sp., mugwort, patch of sweet cherry, black birch, mulberry, rough avens, rose, Japanese honeysuckle, black oak, poison ivy, pasture rose(?), Sassafras, and two large big-tooth aspens.

Unit: 68
Acreage: 3.60
Mgmt. Concern: No

<u>Site</u>	<u>Species</u>	<u>Height</u>	<u>Exotic</u>	<u>Historical</u>	<u>Uses</u>	<u>Disturbances</u>
Closed Forest	Oak, red	All		Fence	Foot traffic	Erosion
Deciduous	Birch, black	All				Trash
Phanerophytes						
Slope						
Dry						

Comments:

Large very steep closed forest of red oak. Significant amount of black birch present, concentrated at top and bottom of slope, but red oak clearly dominates. Trees of all sizes. Most of regeneration is black cherry and some Sassafras. More white oak toward bottom of slope. Lots of CSG. No clear understory development here. Other spp: flowering dogwood, mapleleaf viburnum, moss, black oak, white ash, catbrier, Aster, pin oak, goldenrod, white snakeroot, etc. Lots of leaf litter. Fallen trees.

Unit: 69
Acreage: 0.34
Mgmt. Concern: No

<u>Site</u>	<u>Species</u>	<u>Height</u>	<u>Exotic</u>	<u>Historical</u>	<u>Uses</u>	<u>Disturbances</u>
Closed Forest Deciduous Phanerophytes Slope Dry	Oak, black	<5' & 5-30'			Foot traffic Picnic	Trash

Comments:

Small closed forest of predominately black oak in middle of Van Cortlandt meadow, black cherry, mostly 5' -10', scattered throughout. Pockets of Sassafras (mostly 5'-10'), pin oak, and black locust. Rocky outcrops. Smaller trees toward edge of unit. Trash is mostly glass. Lots of chipmunks in area (holes in ground). Other spp: grey birch, black birch, pin oak, hickory spp., blackhaw, smooth sumac, bittersweet, Rubus, white snakeroot, common milkweed, goldenrod, wood sorrel, CSG, and cypress spurge.

Unit: 70
Acreage: 0.22
Mgmt. Concern: No

<u>Site</u>	<u>Species</u>	<u>Height</u>	<u>Exotic</u>	<u>Historical</u>	<u>Uses</u>	<u>Disturbances</u>
Woodland Deciduous Phanerophytes Slope Dry	Oak, white Oak, pin Cherry, black Locust, black Oak, black/red Birch, black	>30' & 5-30' <5' <5' <5' <5'		Full-crown Yes	Picnic	

Comments:

Woodland edge community with three very large white oak and several smaller (5-30', >30') pin oaks. Lots of regenerating trees due to edge as well as opening created in the canopy by fallen trees near unit 68. Lots of black birch, black cherry, black locust, and either red/black oak: species composition is changing. Groundcover mostly CSG and little bluestem. Only a couple of white oak saplings. Lots of dead saplings (8-10') but no evidence of fire/disturbance.

Unit: 71
Acreage: 1.02
Mgmt. Concern: Yes

<u>Site</u>	<u>Species</u>	<u>Height</u>	<u>Exotic</u>	<u>Historical</u>	<u>Uses</u>	<u>Disturbances</u>
Closed Forest	Oak, red	All		Fence	Foot traffic	Erosion
Deciduous	Oak, black	All			Campfire/ party	Fire
Phanerophytes	Cherry, black	<5' & 5-30'			Other	
Undulating						
Dry						

Comments:

Oak forest with lots of regeneration. Unit is undulating with some steep slopes where erosion is occurring (MC), roots of trees are exposed and topsoil is gone. In one part of the unit there was a small fire (this spring). Other spp: white oak, hickory spp., black birch, white ash, blackhaw, mapleleaf viburnum, bittersweet, wild grape, white wood aster, Virginia creeper, Sassafras, arrowwood, etc.

Unit: 72
Acreage: 0.14
Mgmt. Concern: Yes

<u>Site</u>	<u>Species</u>	<u>Height</u>	<u>Exotic</u>	<u>Historical</u>	<u>Uses</u>	<u>Disturbances</u>
Vineland	Bittersweet	<5' & 5-30'	Yes		Foot traffic	Compaction
Deciduous	Oak, black	>30' & 5-30'			Other	Erosion
Lianas	Cherry, black	<5' & 5-30'				Trash
Slope	Catbrier	<5'				
Dry						

Comments:

Small vineland area beginning to spread (MC). Mostly bittersweet and catbrier, but also Rubus. In some places very dense; in others, vines only covering the ground. Other spp: hickory spp., white ash, Ailanthus, flowering dogwood, American hackberry, garden bean, Virginia knotweed, pokeweed, white snakeroot, white wood aster and rose.

Unit: 73
Acreage: 0.17
Mgmt. Concern: No

<u>Site</u>	<u>Species</u>	<u>Height</u>	<u>Exotic</u>	<u>Historical</u>	<u>Uses</u>	<u>Disturbances</u>
Woodland	Hickory spp.	<5' & 5-30'			Foot traffic	Fire
Deciduous	Sassafras	<5' & 5-30'				Dumping
Phanerophytes						Trash
Slope						
Dry						

Comments:

Small woodland of hickory spp. with an area of dense Sassafras regeneration. Since this unit is so close to the mowed edge, there is a lot of trash and dumping. Other spp: great ragweed, common ragweed, Virginia knotweed, smartweed, bittersweet, rose, CSG, white wood aster, black cherry, goldenrod, path rush, wood sorrel and sweetgum (1).

Unit: 74
Acreage: 0.14
Mgmt. Concern: Yes

<u>Site</u>	<u>Species</u>	<u>Height</u>	<u>Exotic</u>	<u>Historical</u>	<u>Uses</u>	<u>Disturbances</u>
Woodland	Ailanthus	<5' & 5-30'	Yes		Foot traffic	Trash
Deciduous					Campfire/ party	Dumping
Lianas						Erosion
Slope						
Dry						

Comments:

Small strip of Ailanthus overstory; understory patches of lianas, trees, grasses, rushes, and other herbaceous spp. The edge of this unit borders the unpaved running track. Lots of campfire and trash. Several piles of brush and wood dumped (MC). Other spp: great ragweed, common ragweed, CSG, path rush, bittersweet, wild grape, Virginia knotweed, pokeweed, common plantain.

Unit: 75
Acreage: 0.17
Mgmt. Concern: No

<u>Site</u>	<u>Species</u>	<u>Height</u>	<u>Exotic</u>	<u>Historical</u>	<u>Uses</u>	<u>Disturbances</u>
Closed Forest	Sycamore maple	<5' & 5-30'	Yes		Vehicle access	Trash
Deciduous	Locust, black	<5' & 5-30'	Yes			Dumping
Hemicryptophytes	Cherry, black	<5' & 5-30'				
Slope	Ailanthus	<5' & 5-30'	Yes			
Dry						

Comments:

Edge unit made up of mostly non-native trees. Steep slope in part of unit. Understory mostly mugwort but also chicory and Virginia creeper. Other spp: mulberry, red oak, Norway maple, white ash, daisy fleabane, wild grape, curly dock, Japanese honeysuckle, and Rubus. Note: wooden barrier was put at bottom of slope at sidewalk to prevent soil loss and may limit foot traffic.

Unit: 76
Acreage: 0.16
Mgmt. Concern: Yes

<u>Site</u>	<u>Species</u>	<u>Height</u>	<u>Exotic</u>	<u>Historical</u>	<u>Uses</u>	<u>Disturbances</u>
Closed Forest	Birch, black	<5' & 5-30'				Erosion
Deciduous						Trash
Hemicryptophytes						
Slope						
Dry						

Comments:

Small black birch forest on very steep rocky slope. Lots of rocks are sliding down, lots of soil erosion (MC). Groundcover mostly CSG, little bluestem, sedge spp., and in one area, white wood aster. Other spp: Sassafras, black cherry, black locust, black oak, grey birch, white ash (<5'), poison ivy, goldenrod and Aster.

Unit: 77
Acreage: 0.34
Mgmt. Concern: No

<u>Site</u>	<u>Species</u>	<u>Height</u>	<u>Exotic</u>	<u>Historical</u>	<u>Uses</u>	<u>Disturbances</u>
Woodland Deciduous Hemicryptophytes Slope Dry	Oak, black	>30' & 5-30'			Foot traffic Other	Erosion Compaction Trash

Comments:

Black oak woodland with very open grassy groundcover. Oaks will probably fill in canopy to form a closed forest. CSG, goldenrod, and white wood aster cover ground. Compacted foot path cuts through unit. Root exposure evident from erosion. Other species present: highbush blueberry, black cherry seedlings and saplings, mosses, lichen, path rush, hickory spp. (<5' and 5-30), black birch, mapleleaf viburnum, arrowwood, and false Solomon's seal.

Unit: 78
Acreage: 0.13
Mgmt. Concern: Yes

<u>Site</u>	<u>Species</u>	<u>Height</u>	<u>Exotic</u>	<u>Historical</u>	<u>Uses</u>	<u>Disturbances</u>
Herbaceous Geophytes Knoll Dry	Cool season grass Goldenrod Carex spp.	<5' <5' <5'			Picnic Foot traffic Campfire/ party	Trash

Comments:

MC: Already being used as picnic area, some trash, campfire. As it is, it is a nice grassy area. Bittersweet and smooth sumac are encroaching. Other spp: little bluestem, black locust, white ash, black cherry, wild grape, tick-trefoil sp., butter-and-eggs, oak seedlings, Sassafras.

Unit: 79
Acreage: 0.30
Mgmt. Concern: No

<u>Site</u>	<u>Species</u>	<u>Height</u>	<u>Exotic</u>	<u>Historical</u>	<u>Uses</u>	<u>Disturbances</u>
Closed Forest	Cherry, black	All		Full-crown	Foot traffic	Fire
Deciduous	Oak, black	5'-30'				Erosion
Lianas						Trash
Slope						
Dry						

Comments:

Small section of forest where two large full-crown trees have fallen, and young black oak, black cherry, and some other spp. have taken off. The result is a stand of medium-sized trees with vines in the understory. Bittersweet, wild grape, and some Virginia creeper present but not as important because of recent burns. Great deal of soil exposed. Other spp: hickory spp., white ash, Ailanthus (<5'), Sassafras, pokeweed, day lily, white wood aster, false Solomon's seal, goldenrod, honeysuckle sp., rose, CSG, poison ivy, etc.

Unit: 80
Acreage: 0.30
Mgmt. Concern: Yes

<u>Site</u>	<u>Species</u>	<u>Height</u>	<u>Exotic</u>	<u>Historical</u>	<u>Uses</u>	<u>Disturbances</u>
Closed Forest	Oak, black	All			Foot traffic	Erosion
Deciduous						
Lianas						
Slope						
Dry						

Comments:

Closed forest with open areas in canopy. Groundcover consisting of bittersweet, wild grape, and regenerating black cherry, and black oak. Vines growing up into some trees, and choking out some regenerating trees. One large white oak in unit. Also, rose, Rubus, arrowwood, false Solomon's seal, white wood aster, hickory spp. (saplings), Sassafras (<5'), Japanese honeysuckle, flowering dogwood. Very steep slope with severe erosion around tree roots. Either black cherry will persist, forming a black cherry/oak mix or vines takeover.

Unit: 81
Acreage: 0.63
Mgmt. Concern: No

<u>Site</u>	<u>Species</u>	<u>Height</u>	<u>Exotic</u>	<u>Historical</u>	<u>Uses</u>	<u>Disturbances</u>
Woodland	Birch, gray	<5' & 5-30'			Foot traffic	
Deciduous	Cherry, black	<5' & 5-30'				
Phanerophytes	Oak, black	<5' & 5-30'				
Slope						
Dry						

Comments:

Fallen black oak (struck by lightning) created this opening in the canopy where grey birch has rapidly pioneered. Quite a bit of black cherry present as well as black oak. Most of the oak is regenerating in the southern end. Other spp: flowering dogwood, unknown viburnum, blackhaw, white oak (<5'), Ailanthus, wild grape, Japanese honeysuckle, black locust, hickory spp. (<5'), Indian pipe, smooth sumac, arrowwood, elderberry, Sassafras (<1'), unknown serviceberry, etc.

Unit: 82
Acreage: 1.83
Mgmt. Concern: Yes

<u>Site</u>	<u>Species</u>	<u>Height</u>	<u>Exotic</u>	<u>Historical</u>	<u>Uses</u>	<u>Disturbances</u>
Closed Forest	Oak, red	>30'				Fire
Deciduous	Oak, pin	>30'				Erosion
Phanerophytes	Oak, black	>30'				
Slope	Sassafras	<5'				
Dry						

Comments:

Red and pin oak forest, with some black oak, where past fire is evident and Sassafras is regenerating rampantly. Little oak regeneration, quite a bit of black cherry, plus black birch and a little white ash. Other trees are white oak and hickory; black birch and black cherry toward bottom of slope. Lots of bittersweet. Most of Sassafras is under 2' except one patch of 5-6' saplings. Some openings in the canopy. Other spp: poison ivy, carrion flower, wild sarsaparilla, Joe-Pye weed, Rubus, CSG, wild grape, white snakeroot, etc.

Unit: 83
Acreage: 1.82
Mgmt. Concern: No

<u>Site</u>	<u>Species</u>	<u>Height</u>	<u>Exotic</u>	<u>Historical</u>	<u>Uses</u>	<u>Disturbances</u>
Woodland	Oak, black	>30' & 5-30'		Fence	Foot traffic	Fire
Deciduous	Oak, red	>30'		Other	Campfire/ party	
Hemicryptophytes						
Undulating						
Dry						

Comments:

Woodland area of mature black oak and pin oak, and a primarily herbaceous understory. A bit of phanerophyte regeneration, but it is scattered and nothing like the dense regeneration in surrounding units. Scattered rock outcrops and loose rocks. Mole type burrowing in one part of unit. Other spp: black cherry, Sassafras, white oak, bigtooth aspen, black birch, grey birch, flowering dogwood, hickory spp., crabapple, smooth sumac, Rubus, wild grape, Virginia creeper, poison ivy, bittersweet, little bluestem, CSG, goldenrod, path rush, etc.

Unit: 84
Acreage: 0.60
Mgmt. Concern: No

<u>Site</u>	<u>Species</u>	<u>Height</u>	<u>Exotic</u>	<u>Historical</u>	<u>Uses</u>	<u>Disturbances</u>
Herbaceous	Cool season grass	<5'		Foundation	Foot traffic	Trash
Deciduous	Path rush	<5'				
Hemicryptophytes	Oak, spp.	>30'				
Slope						
Dry						

Comments:

Grassy area with large planted red oaks (2), and black oak (2), a large pin oak, and a mixture of saplings and herbaceous species. Some Norway maple seedlings throughout, black cherry saplings, and one medium size sweetgum (5-30'). Other spp: chicory, common plantain, timothy, white wood aster, smartweed, dandelion, bittersweet, Japanese honeysuckle, wineberry, Virginia creeper, sweet white clover, spotted knapweed, self heal, bedstraw, wild grape, and a small, ailing, honey locust.

Unit: 85
Acreage: 0.17
Mgmt. Concern: No

<u>Site</u>	<u>Species</u>	<u>Height</u>	<u>Exotic</u>	<u>Historical</u>	<u>Uses</u>	<u>Disturbances</u>
Woodland	Oak, black	>30'				Trash
Deciduous	Oak, pin	>30'				
Lianas						
Slope						
Dry						

Comments:

Planted large oaks with Ailanthus and black cherry saplings in understory. Unit is adjacent to highway. Vegetation under 15' and is mostly Japanese honeysuckle. Also, wild grape, mapleleaf viburnum, bittersweet, rose, butter-and-eggs, Norway maple, Rubus, black locust, and flowering dogwood.

Unit: 86
Acreage: 0.62
Mgmt. Concern: No

<u>Site</u>	<u>Species</u>	<u>Height</u>	<u>Exotic</u>	<u>Historical</u>	<u>Uses</u>	<u>Disturbances</u>
Closed Forest	Oak, black	All			Foot traffic	Erosion
Deciduous	Cherry, black	All				Trash
Chamaephytes						Fire
Slope						
Dry						

Comments:

Black oak forest with mapleleaf viburnum, black cherry saplings, white wood aster, and other species in understory. Unit is on a slope, there is some trail erosion, root exposure, and gullies. Signs of chipmunk activity. Other spp: black locust, flowering dogwood, arrowwood, Virginia creeper, Japanese barberry, Sassafras (<5'), scattered black birch, grey birch, bittersweet, white ash, false Solomon's seal, and rose.

Unit: 87
Acreage: 1.12
Mgmt. Concern: Yes

<u>Site</u>	<u>Species</u>	<u>Height</u>	<u>Exotic</u>	<u>Historical</u>	<u>Uses</u>	<u>Disturbances</u>
Closed Forest	Locust, black	All	Yes		Foot traffic	Dumping
Deciduous	Cherry, black	All			Campfire/ party	Trash
Phanerophytes						
Slope						
Dry						

Comments:

Forest area with heavy vines in trees and a mixed understory of rose, black locust and black cherry regeneration, and lianas. Small patch of Sassafras and Ailanthus saplings in southern end where bittersweet is growing very thick on trees. Vines grow into some of the trees crowns, especially on the outer edge of the unit. Lots of trash, clothing, etc. scattered. Patches of black cherry saplings. MC: rose scrub, good wildlife cover/food. Other spp: white wood aster, Japanese honeysuckle, black oak, pokeweed, goldenrod, arrowwood, etc.

Unit: 88
Acreage: 1.75
Mgmt. Concern: No

<u>Site</u>	<u>Species</u>	<u>Height</u>	<u>Exotic</u>	<u>Historical</u>	<u>Uses</u>	<u>Disturbances</u>
Vineland	Bittersweet	All	Yes	Other	Foot traffic	
Deciduous	Locust, black	>30' & 5-30'	Yes	Fence	Sports	
Lianas	Rose	<5' & 5-30'	Yes			
Slope	Sassafras	5'-30'				
Dry						

Comments:

Large vineland adjacent to north end of Parade grounds and jogging path. Black locust is the dominant tree; there is a lot of rose; the Sassafras is near the fields and there is scattered black cherry. Openings in the canopy. Areas where there are less vines, the canopy is free, little regeneration-- where there is, it is Ailanthus and black cherry. Other species are garlic mustard, Virginia knotweed, Japanese honeysuckle, enchanter's nightshade, poison ivy, day lily, mugwort, great ragweed, common ragweed, jewelweed, Asiatic dayflower, etc.

Unit: 89
Acreage: 0.23
Mgmt. Concern: No

<u>Site</u>	<u>Species</u>	<u>Height</u>	<u>Exotic</u>	<u>Historical</u>	<u>Uses</u>	<u>Disturbances</u>
Closed Forest	Birch, gray	<5' & 5-30'				Erosion
Deciduous	Oak, pin	>30' & 5-30'				
Phanerophytes	Cherry, black	<5' & 5-30'				
Slope						
Dry						

Comments:

Small sloping forest of birch and pin oak. Lots of black cherry regeneration (most is very small). Pin oak is not as numerous as gray birch although it is much larger (dbh and height). Gray birch regeneration appears to be root sprouts. Erosion is mild (little leaf litter and lots of bare ground). Other spp: white oak, (<1'dbh), mapleleaf viburnum, arrowwood, false Solomon's seal, Virginia knotweed, bayberry, and one red oak <30'.

Unit: 90
Acreage: 0.13
Mgmt. Concern: No

<u>Site</u>	<u>Species</u>	<u>Height</u>	<u>Exotic</u>	<u>Historical</u>	<u>Uses</u>	<u>Disturbances</u>
Closed Forest	Oak, red	>30'				
Deciduous	Hayscented fern	<5'				
Therophytes						
Slope						
Moist						

Comments:

Small, almost triangular patch of ferns with about 10 red oaks and one pin oak forming the forested overstory. Some Sassafras, bittersweet, Rubus, carrion flower, black cherry, and a few other species present.

Unit: 91
Acreage: 0.33
Mgmt. Concern: No

<u>Site</u>	<u>Species</u>	<u>Height</u>	<u>Exotic</u>	<u>Historical</u>	<u>Uses</u>	<u>Disturbances</u>
Woodland	Oak, red	>30'		Exotics	Foot traffic	
Deciduous	Eastern hemlock	5'-30'		Road		
Chamaephytes	Blackhaw	<5' & 5-30'		Full-crown		
Slope						
Dry						

Comments:

Transitional/planted area. Large patch of blackhaw at about 12' tall. 6 Eastern hemlock, 6 large red oak, 2 large pin oak, a couple of shadbush. Some Sassafras, black cherry, and Ailanthus (5-30'). Groundcover primarily bittersweet, Virginia creeper, and Japanese honeysuckle in one half of unit, and lots of Sassafras (<5') in opening in other half of unit. Mixed area. Was there a road through here leading from over pass? Large white ash snag and others, grey birch, false Solomon's seal, poison ivy, Virginia knotweed, arrowwood, etc.

Unit: 92
Acreage: 0.19
Mgmt. Concern: No

<u>Site</u>	<u>Species</u>	<u>Height</u>	<u>Exotic</u>	<u>Historical</u>	<u>Uses</u>	<u>Disturbances</u>
Woodland	Cherry, black	All				
Deciduous	Ailanthus	<5' & 5-30'	Yes			
Phanerophytes	Arrowwood	<5' & 5-30'				
Slope						
Dry						

Comments:

Although some tree crowns touch, most of the canopy is open and some cherries are beginning to die back. Lots of Ailanthus regeneration and arrowwood in the understory. Unit will probably become an Ailanthus forest. Area between units 68 and 88. Vines not a problem here (bunny browse on catbrier). Japanese barberry, Virginia creeper, bittersweet, Japanese honeysuckle, poison ivy, Aster, Sassafras, etc.

Unit: 93
Acreage: 0.09
Mgmt. Concern: No

<u>Site</u>	<u>Species</u>	<u>Height</u>	<u>Exotic</u>	<u>Historical</u>	<u>Uses</u>	<u>Disturbances</u>
Closed Forest Deciduous Phanerophytes Slope Dry	Locust, black	5'-30'			Foot traffic Sports	

Comments:

Black locust clearly dominates this forest but lots of other species are coming in: Ailanthus, white ash, black cherry and Norway maple; the exotics being more aggressive. White ash more concentrated down slope where water collects (Asiatic dayflower). Adjacent to cross country track. Other spp: moss, Aster, false Solomon's seal, Virginia knotweed, bittersweet, Virginia creeper, rose, Japanese barberry, serviceberry, poison ivy, goldenrod, dogwood sp., red oak, (5-30'), winged euonymous, deadly nightshade, great ragweed, etc.

Unit: 94
Acreage: 0.57
Mgmt. Concern: No

<u>Site</u>	<u>Species</u>	<u>Height</u>	<u>Exotic</u>	<u>Historical</u>	<u>Uses</u>	<u>Disturbances</u>
Closed Forest Deciduous Phanerophytes Slope Dry	Oak, red Birch, gray Birch, black Cherry, black Oak, pin	All <5' & 5-30' All <5' & 5-30' 5'-30'			Foot traffic	

Comments:

Nice forest of the above species with lots of black cherry and black birch (<5'). Grey birch regenerating by root sprouts. Quite a bit of everything. Lots of mosses and lichens. Unit borders rocky slope. Other spp: flowering dogwood, poison ivy, red maple, white ash (<5'), bittersweet, false Solomon's seal, mapleleaf viburnum, arrowwood (1), black tupelo (<8'), etc.

Unit: 95
Acreage: 0.40
Mgmt. Concern: No

<u>Site</u>	<u>Species</u>	<u>Height</u>	<u>Exotic</u>	<u>Historical</u>	<u>Uses</u>	<u>Disturbances</u>
Woodland	Oak, red	>30' & 5-30'		Exotics	Foot traffic	Trash
Deciduous	Bittersweet	All	Yes		Sports	
Lianas	Ailanthus	<5' & 5-30'	Yes			
Slope	Norway maple	All	Yes			
Dry						

Comments:

Woodland soon to be a vineland. Bittersweet on everything. Large red oaks and Norway maple and Ailanthus holding their own. More vines in eastern part of unit. Trash along Henry Hudson Parkway. Jogging path adjacent. Unit ends at overpass. Other spp: black cherry, Virginia creeper, Japanese honeysuckle, mulberry, rose, Japanese barberry.

Unit: 96
Acreage: 0.63
Mgmt. Concern: No

<u>Site</u>	<u>Species</u>	<u>Height</u>	<u>Exotic</u>	<u>Historical</u>	<u>Uses</u>	<u>Disturbances</u>
Closed Forest	Birch, black	<5' & 5-30'			Picnic	Dumping
Mixed	Eastern hemlock	5'-30'				Trash
Hemicryptophytes	Sycamore maple	5'-30'	Yes			
Slope	Ailanthus	5'-30'				
Moist	Cherry, black	<5' & 5-30'				

Comments:

A moist closed forest on a fairly steep rocky slope. More black birch than other trees, and the remaining species on the list in even amounts. In addition, white oak, black oak, red oak, and hickory spp. Also quite a bit of moss. Other spp: dogwood sp., mapleleaf viburnum, Japanese honeysuckle, bittersweet, poison ivy, Virginia creeper, white wood aster, true Solomon's seal, false Solomon's seal and day lily.

Unit: 97
Acreage: 0.06
Mgmt. Concern: No

<u>Site</u>	<u>Species</u>	<u>Height</u>	<u>Exotic</u>	<u>Historical</u>	<u>Uses</u>	<u>Disturbances</u>
Scrub Deciduous Chamaephytes Level Dry	Cornelian cherry	<5' & 5-30'	Yes			

Comments:

Shrubland of planted dogwood on both sides of cross country trail close to Henry Hudson Parkway. Not much groundcover, shrubs shade everything out. Lots of rocks. Some trees in unit--Norway maple, white ash, Ailanthus, black cherry, and 1 pin oak. Other spp: mugwort, common ragweed, wineberry, moss, Aster, garlic mustard, Virginia knotweed.

Unit: 98
Acreage: 0.20
Mgmt. Concern: No

<u>Site</u>	<u>Species</u>	<u>Height</u>	<u>Exotic</u>	<u>Historical</u>	<u>Uses</u>	<u>Disturbances</u>
Closed Forest Deciduous Phanerophytes Slope Dry	Birch, black Ash, white Cherry, black	All All <5' & 5-30'			Foot traffic	

Comments:

Sloping area, which probably alternates between dry and wet spells depending upon the season and year. Lots of black cherry <5' upslope, more white ash downslope and not much black birch. Groundcover varies from wet (jewelweed) to dry. Other spp: poison ivy, dogwood sp., wineberry, bittersweet, 2 large white oaks, garlic mustard, goldenrod, mugwort, rose, Virginia creeper, arrowwood, mapleleaf viburnum, St. John's wort, false Solomon's seal, Aster, common plantain, English plantain, smartweed, jewelweed, enchanter's nightshade, etc.

Unit: 99
Acreage: 0.19
Mgmt. Concern: No

<u>Site</u>	<u>Species</u>	<u>Height</u>	<u>Exotic</u>	<u>Historical</u>	<u>Uses</u>	<u>Disturbances</u>
Closed Forest	Cherry, black	5'-30'			Foot traffic	
Deciduous	Locust, black	5'-30'	Yes			
Lianas	Sassafras	<5' & 5-30'				
Slope						
Dry						

Comments:

Closed forest mostly black cherry, less black locust, and also quite a bit of Sassafras and oak species. Unit is a strip between two paths. Understory mixed with poison ivy, bittersweet, and herbaceous species. Other plants are red oak, black oak, pin oak, hickory spp., dogwood sp., wineberry, Rubus, Virginia creeper, jewelweed, mugwort, deer-tongue grass, garlic mustard, smartweed, wood sorrel, Aster and Virginia knotweed.

Unit: 100
Acreage: 0.30
Mgmt. Concern: No

<u>Site</u>	<u>Species</u>	<u>Height</u>	<u>Exotic</u>	<u>Historical</u>	<u>Uses</u>	<u>Disturbances</u>
Closed Forest	Cherry, black	All				Dumping
Deciduous	Oak, pin	>30' & 5-30'				
Lianas	Ash, white	All				
Level	Sassafras	5'-30'				
Dry						

Comments:

Closed forest with lots of bittersweet on trees and ground. Mostly black cherry, but there is some scattered pin oak. Sassafras in south between two paths. There and white ash in east between golf course path. Several multiple trunk trees and tall dead ash present. Not much regeneration. Other spp: hickory sp., black oak, American hornbeam, crabapple, sweet cherry, mimosa (15'), Rubus, rose, arrowwood, poison ivy, Virginia creeper, Japanese honeysuckle, great ragweed, common plantain, horsebalm, tick-trefoil spp., day lily, etc.

Unit: 101
Acreage: 0.14
Mgmt. Concern: No

<u>Site</u>	<u>Species</u>	<u>Height</u>	<u>Exotic</u>	<u>Historical</u>	<u>Uses</u>	<u>Disturbances</u>
Closed Forest	Oak, pin	>30' & 5-30'			Foot traffic	
Deciduous	Cherry, black	All				
Hemicryptophytes						
Level						
Dry						

Comments:

A spacious closed forest of pin oak and a little less black cherry. Little regeneration. Other spp: black locust, white ash, hickory spp., grey birch, Rubus, cow vetch, mugwort, great ragweed, Virginia knotweed, deer-tongue grass, smartweed, garlic mustard, wood sorrel, and jewelweed.

Unit: 102
Acreage: 0.09
Mgmt. Concern: No

<u>Site</u>	<u>Species</u>	<u>Height</u>	<u>Exotic</u>	<u>Historical</u>	<u>Uses</u>	<u>Disturbances</u>
Scrub	Rubus	<5'				
Deciduous						
Chamaephytes						
Level						
Dry						

Comments:

A clearing in the forest with dense Rubus growth. Also, scattered jewelweed and garlic mustard, 1 small Ailanthus, 1 arrowwood, 1 honeysuckle shrub. Other spp: dogbane, goldenrod, Virginia creeper, fringed loosestrife.

Unit: 103
Acreage: 0.34
Mgmt. Concern: No

<u>Site</u>	<u>Species</u>	<u>Height</u>	<u>Exotic</u>	<u>Historical</u>	<u>Uses</u>	<u>Disturbances</u>
Closed Forest	Ash, white	>30' & 5-30'				
Deciduous	Oak, pin	>30' & 5-30'				
Chamaephytes	Cherry, black	>30' & 5-30'				
Depression						
Moist						

Comments:

Closed forest of a few very large trees, >30', spaced pretty far apart. In addition to the above, black oak, Sassafras, Ailanthus, blackhaw, American sycamore >30', and mulberry are present. There are a number of trees with multiple trunks. Understory has lots of spicebush, arrowwood, Rubus, rose, wineberry, and dogwood sp. Numerous vines, especially bittersweet, wild grape, and Virginia creeper with some Japanese honeysuckle. Much of the understory is covered with jewelweed. Other spp: fringed loosestrife, Aster, enchanter's nightshade, etc.

Unit: 104
Acreage: 0.20
Mgmt. Concern: No

<u>Site</u>	<u>Species</u>	<u>Height</u>	<u>Exotic</u>	<u>Historical</u>	<u>Uses</u>	<u>Disturbances</u>
Vineland	Bittersweet	All	Yes		Horses	
Deciduous					Foot traffic	
Lianas						
Undulating						
Dry						

Comments:

A vineland of bittersweet, with some patches of mugwort, common ragweed, herbaceous plants, and trees (some dead) and shrubs (generally covered with bittersweet). Other spp: Ailanthus, black cherry, red oak, hickory spp., tulip tree, mulberry, 3 osage orange >30', smooth sumac, rose, wineberry, Rubus, poison ivy, CSG, goldenrod, jewelweed, common milkweed, clover spp., garlic mustard, path rush, yarrow, etc.

Unit: 105
Acreage: 0.77
Mgmt. Concern: No

<u>Site</u>	<u>Species</u>	<u>Height</u>	<u>Exotic</u>	<u>Historical</u>	<u>Uses</u>	<u>Disturbances</u>
Closed Forest	Cherry, black	>30' & 5-30'				Dumping
Deciduous	Ash, white	All				
Lianas	Sassafras	>30' & 5-30'				
Undulating						
Dry						

Comments:

Closed forest with lots of bittersweet on trees. Mostly black cherry and white ash with some Sassafras. Ash has lots of multiple stems. Gets shrubbier and sunnier near edge of unit 107. Other spp: red oak, pin oak, black oak, oak sp., black locust, American hornbeam, flowering dogwood, mulberry, spicebush, blackhaw, rose, Rubus, wineberry, Japanese honeysuckle, poison ivy, wild grape, Virginia creeper, unknown vine, false Solomon's seal, Virginia knotweed, white avens, garlic mustard, wild asparagus, wild lettuce, etc.

Unit: 106
Acreage: 0.23
Mgmt. Concern: No

<u>Site</u>	<u>Species</u>	<u>Height</u>	<u>Exotic</u>	<u>Historical</u>	<u>Uses</u>	<u>Disturbances</u>
Closed Forest	Locust, black	>30' & 5-30'	Yes			
Deciduous						
Chamaephytes						
Level						
Dry						

Comments:

Closed forest of black locust with understory of rose. There is also a lot of Virginia knotweed in the understory. Very little regeneration. Other spp: black cherry, mulberry, white ash, American hornbeam, bittersweet, wild lettuce, goldenrod, Aster, mugwort, horsebalm, false Solomon's seal, garlic mustard, white avens, jewelweed, etc.

Unit: 107
Acreage: 0.34
Mgmt. Concern: No

<u>Site</u>	<u>Species</u>	<u>Height</u>	<u>Exotic</u>	<u>Historical</u>	<u>Uses</u>	<u>Disturbances</u>
Woodland	Oak, pin	>30' & 5-30'		Exotics		
Deciduous	Crabapple	5'-30'				
Hemicryptophytes	Mugwort	<5'	Yes			
Slope						
Dry						

Comments:

Woodland by Henry Hudson Parkway (near Mosholu Exit). Difficult to determine dominant species because there are very few of each species. Others presents are 1 sugar maple >30', 1 willow oak 5-30', 1 white oak 5-30', Ailanthus, American hornbeam, red oak, mulberry, deadly nightshade, bittersweet, Japanese honeysuckle, Virginia creeper, poison ivy, and wineberry.

Unit: 108
Acreage: 0.09
Mgmt. Concern: No

<u>Site</u>	<u>Species</u>	<u>Height</u>	<u>Exotic</u>	<u>Historical</u>	<u>Uses</u>	<u>Disturbances</u>
Herbaceous	Spotted knapweed	<5'	Yes			
	Cool season grass	<5'				
Slope						
Dry						

Comments:

Nice herbaceous field of knapweed adjacent to Mosholu exit from the Henry Hudson Parkway. Not as much CSG, but there is one large patch of it here. Quite a bit of mugwort and goldenrod. Some butterflies. Not many other spp: common milkweed, bindweed, common ragweed, bittersweet, common evening primrose, Queen Anne's lace, and Ailanthus (<5').

Unit: 109
Acreage: 3.75
Mgmt. Concern: No

<u>Site</u>	<u>Species</u>	<u>Height</u>	<u>Exotic</u>	<u>Historical</u>	<u>Uses</u>	<u>Disturbances</u>
Closed Forest	Locust, black	All		Landfill	Horses	Trash
Deciduous	Cherry, black	<5' & 5-30'		Fence	Foot traffic	Dumping
Phanerophytes	Rose	<5' & 5-30'		Foundation	Vehicle access	
Undulating						
Dry						

Comments:

Large forest with a black cherry understory and lots of rose. Some openings in canopy where rose has taken off. Vines growing in spots along road near unit 114. Black locust regenerating near road. Groundcover is predominantly Aster, Virginia knotweed, garlic mustard, and Japanese honeysuckle. Large patch of mugwort on old overpass. Some serviceberry west of overpass on slope. Old railroad line went through area as evidenced by foundation, topography, old fence, and macadam/ gravel deposits. Other spp: Norway maple, Sassafras, etc.

Unit: 110
Acreage: 0.70
Mgmt. Concern: No

<u>Site</u>	<u>Species</u>	<u>Height</u>	<u>Exotic</u>	<u>Historical</u>	<u>Uses</u>	<u>Disturbances</u>
Closed Forest	Locust, black	>30' & 5-30'	Yes			
Deciduous	Oak, black	>30'				
Lianas	Cherry, black	All				
Slope						
Dry						

Comments:

Forest area of above species. A great deal of bittersweet, Virginia creeper, and Japanese honeysuckle, which is growing on the ground. Some patches of thick bittersweet growth up into tree canopies. Also, rose, shadbush, and regenerating black cherry and Ailanthus. Stand of large Ailanthus snags, mixed with smaller, healthy Ailanthus <5'. Other spp: white wood aster, Rubus, arrowwood, garlic mustard, poison ivy, Virginia knotweed, false Solomon's seal, pin oak, flowering dogwood, white ash saplings, mulberry, Sassafras, and sycamore maple saplings.

Unit: 111
Acreage: 0.19
Mgmt. Concern: No

<u>Site</u>	<u>Species</u>	<u>Height</u>	<u>Exotic</u>	<u>Historical</u>	<u>Uses</u>	<u>Disturbances</u>
Vineland	Bittersweet	All	Yes			Dumping
Deciduous	Cherry, black	>30' & 5-30'				Trash
Lianas	Locust, black	>30' & 5-30'	Yes			
Slope						
Dry						

Comments:

Patch of bittersweet vineland growing heavily on black locust and black cherry trees, at edge of Henry Hudson Parkway. Vines grow thick on ground, and thick up to canopy. Also, 1 Eastern hemlock, 2 red pines, 1 chestnut oak, and some Eastern cottonwood that are enveloped by vines. Several Ailanthus are also covered. Other spp: Japanese honeysuckle, rose, arrowwood, garlic mustard, Rubus, Norway maple saplings, and white wood aster.

Unit: 112
Acreage: 0.34
Mgmt. Concern: No

<u>Site</u>	<u>Species</u>	<u>Height</u>	<u>Exotic</u>	<u>Historical</u>	<u>Uses</u>	<u>Disturbances</u>
Herbaceous	Mugwort	<5' & 5-30'	Yes	Paved path	Foot traffic Other	Erosion Compaction
Hemicryptophytes						
Level						
Dry						

Comments:

Clearing of mostly mugwort at intersection of these wide paths. Path pavement eroded and gullyng in soil. Some compaction. Other spp: clover sp., white sweet clover, common plantain, CSG, chicory, common ragweed, bittersweet, some black locust seedlings scattered throughout, common milkweed, white wood aster, panicked tick-trefoil, and Queen Anne's lace.

Unit: 113
Acreage: 0.41
Mgmt. Concern: No

<u>Site</u>	<u>Species</u>	<u>Height</u>	<u>Exotic</u>	<u>Historical</u>	<u>Uses</u>	<u>Disturbances</u>
Woodland	Ailanthus	<5' & 5-30'	Yes	Fence		Trash
Deciduous	Wineberry	<5'	Yes			
Phanerophytes	Mugwort	<5'	Yes			
Slope						
Dry						

Comments:

Sloping woodland bounded by Henry Hudson Parkway. Mostly Ailanthus with some black cherry. Understory is mostly regenerating Ailanthus and black cherry with wineberry and mugwort on edges. Other spp: mulberry and rose, in a scrubby area near overpass, Aster, Japanese honeysuckle, common milkweed, Asiatic dayflower, poor-man's pepper, and Queen Anne's lace.

Unit: 114
Acreage: 1.72
Mgmt. Concern: Yes

<u>Site</u>	<u>Species</u>	<u>Height</u>	<u>Exotic</u>	<u>Historical</u>	<u>Uses</u>	<u>Disturbances</u>
Vineland	Bittersweet	All	Yes		Foot traffic	Trash
Deciduous	Wineberry	<5'	Yes		Horses	Compaction
Lianas	Cherry, black	<5'			Campfire/ party	
Level	Mugwort	<5'	Yes			
Dry	Common ragweed	<5'				
	Rose	5-30'&<5'				

Comments:

Open canopy vineland with bittersweet covering black locust, black cherry, tulip tree. Other spp: pin oak, Sassafras, red oak, Norway spruce, white oak, and flowering dogwood. MC: vine control. Understory dominated by vines (mostly bittersweet) with lots of wineberry, mugwort, common ragweed, rose, regenerating black cherry, Sassafras, and black locust. Couple of rock outcrops. Active foot trails and horse trails throughout. Other spp: hickory spp., Queen Anne's lace, Aster, CSG, Virginia creeper, Ailanthus, etc.

Unit: 115
Acreage: 3.79
Mgmt. Concern: No

<u>Site</u>	<u>Species</u>	<u>Height</u>	<u>Exotic</u>	<u>Historical</u>	<u>Uses</u>	<u>Disturbances</u>
Closed Forest	Oak, black	<5' & >30'			Foot traffic	Fire
Deciduous	Tulip tree	<5' & >30'			Horses	Compaction
Hemicryptophytes					Campfire/ party	
Undulating						
Dry						

Comments:

Large open forest of predominately black oak and tulip tree. Significant amount of hickory sp., red maple, red oak, white oak, white ash, pin oak, black locust, in overstory. Canopy is not dense, barely touching, but overall a shady understory. Groundcover varies from Aster and other hemicryptophytes to bittersweet, wineberry, and patches of regeneration that include tulip tree, red maple, white ash, oak sp. and black cherry. Other spp: white pine, patch of mulberry, Sassafras, black birch, sweetgum, American sycamore, American elm, etc.

Unit: 116
Acreage: 2.70
Mgmt. Concern: Yes

<u>Site</u>	<u>Species</u>	<u>Height</u>	<u>Exotic</u>	<u>Historical</u>	<u>Uses</u>	<u>Disturbances</u>
Woodland	Oak, black	All			Sports	Trash
Deciduous	Oak, white	>30'			Foot traffic	Compaction
Phanerophytes	Oak, red	>30'			Horses	Fire
Undulating						
Dry						

Comments:

Old growth oak woodland. Large rock outcrops, some with graffiti, also on trees. Patches of regenerating oaks and black cherry. Understory mostly bare from foot traffic and horse traffic creating erosion. Fire scars on oaks. Other ground vegetation is sparse: path rush, red top grass, little bluestem, blueberry sp., few helleborine, deptford pink, panicked tick-trefoil, hoary tick-trefoil, butter-and-eggs, catbrier, dogbane, young black locust, Sassafras, Ailanthus, mulberry, Asiatic dayflower, wild grape, etc.

Unit: 117
Acreage: 0.14
Mgmt. Concern: Yes

<u>Site</u>	<u>Species</u>	<u>Height</u>	<u>Exotic</u>	<u>Historical</u>	<u>Uses</u>	<u>Disturbances</u>
Closed Forest	Oak, red	All				Erosion
Deciduous	Birch, black	All				
Phanerophytes	Ash, white	<5' & 5-30'				
Slope						
Dry						

Comments:

Very steep rocky slope. MC: Erosion very bad in some places. Other trees include: black cherry, Sassafras, black oak, Ailanthus (at bottom of slope). Groundcover sparse in most places. Other spp: Virginia creeper, goldenrod, Japanese honeysuckle, and Boston ivy.

Unit: 118
Acreage: 0.19
Mgmt. Concern: No

<u>Site</u>	<u>Species</u>	<u>Height</u>	<u>Exotic</u>	<u>Historical</u>	<u>Uses</u>	<u>Disturbances</u>
Woodland	Oak, pin	>30'		Landfill	Vehicle access	Trash
Deciduous	Oak, red	>30'				
Lianas	Bittersweet	<5' & 5-30'	Yes			
Slope	Grape, wild	<5' & 5-30'				
Dry						

Comments:

Small strip of planted oaks along Henry Hudson Parkway exit at Broadway (N). Vines dominate understory, area will become a vineland. No oak regeneration, and vines are growing on mulberry, black cherry, and American elm regeneration. Lots of trash. Quite a bit of bird activity here. One large mulberry (30'). Other spp: deadly nightshade, CSG, butter-and-eggs, garlic mustard, rose, wineberry, Ailanthus <5', American elm <5', mulberry, black cherry <5', American hornbeam, Virginia creeper, helleborine, bladder campion, etc.

Unit: 119
Acreage: 5.05
Mgmt. Concern: No

<u>Site</u>	<u>Species</u>	<u>Height</u>	<u>Exotic</u>	<u>Historical</u>	<u>Uses</u>	<u>Disturbances</u>
Herbaceous	Cool season grass	<5'		Landfill	Stable	Compaction
	Spotted knapweed	<5'		Exotics	Horses	Dumping
Hemipterophytes					Sports	Auto
Level						
Dry						

Comments:

Open field dominated by CSG and spotted knapweed. Mowed recently. Some berms of mostly manure along the corral border. Many make-shift horse jumps throughout the field. Possibly illegal dumping along eastern boundary. Small patch of young black locust and other scattered trees. Other spp.: bouncing bet, common milkweed, red clover, mugwort, chicory, poor-man's pepper, common plantain, lamb's quarters, Virginia knotweed, path rush, few red oaks, pin oak, white oak, common ragweed.

Unit: 120
Acreage: 1.53
Mgmt. Concern: Yes

<u>Site</u>	<u>Species</u>	<u>Height</u>	<u>Exotic</u>	<u>Historical</u>	<u>Uses</u>	<u>Disturbances</u>
Closed Forest	Oak, black	>30'			Foot traffic	Dumping
Deciduous	Oak, red	>30'			Horses	Fire
Phanerophytes					Picnic	Trash
Level						
Dry						

Comments:

Old growth black and red oak forest. Other trees are pin oak, tulip tree, and black locust. Groundcover is sparse, mostly woodchips. Some trash. Comfort station in unit. Lots of foot traffic. Campfires, trampling, plus large amount of litter. Sparse vegetation includes CSG, dandelion, oak <5', dogbane, wineberry, Aster sp, Virginia creeper, common ragweed, common plantain, white avens, smartweed, Sassafras <5', path rush, bittersweet, and 2 Norway spruce.

Unit: 121
Acreage: 0.73
Mgmt. Concern: No

<u>Site</u>	<u>Species</u>	<u>Height</u>	<u>Exotic</u>	<u>Historical</u>	<u>Uses</u>	<u>Disturbances</u>
Closed Forest	Tulip tree	All		Stairs	Foot traffic	
Deciduous	Ash, white	All				
Phanerophytes	Oak, black	>30'				
Slope	Cherry, black	<5' & 5-30'				
Moist						

Comments:

Closed forest with a lot of medium-size, closely spaced trees (tulip trees, white ash, black cherry, red maple) and some large black oak. Red maple mostly in center, which seems moister. Quite a bit of bittersweet, especially at unit edges. Other spp: Sassafras, flowering dogwood, wineberry, true Solomon's seal, poison ivy, and Ailanthus at slope top.

Unit: 122
Acreage: 1.00
Mgmt. Concern: Yes

<u>Site</u>	<u>Species</u>	<u>Height</u>	<u>Exotic</u>	<u>Historical</u>	<u>Uses</u>	<u>Disturbances</u>
Closed Forest	Oak, red	>30'		Fence	Foot traffic	Trash
Deciduous	Oak, black	>30'		Foundation		Dumping
Phanerophytes	Cherry, black	<5' & 5-30'				Compaction
Slope	Sassafras	<5' & 5-30'				
Dry						

Comments:

Old growth red and black oak forest with a changing species composition to black cherry and Sassafras mostly regenerating. Other trees in canopy are black locust, hickory spp., pin oak and white oak. Portions of forest floor devoid of vegetation. Some vine areas of bittersweet and Japanese honeysuckle with a lot of Virginia creeper. MC: Dumping of manure behind stable, etc. Other spp: some regenerating Ailanthus, Norway maple, rose, garlic mustard, Asiatic day-flower, false Solomon's seal, violet, Aster, etc.

Unit: 123
Acreage: 1.20
Mgmt. Concern: No

<u>Site</u>	<u>Species</u>	<u>Height</u>	<u>Exotic</u>	<u>Historical</u>	<u>Uses</u>	<u>Disturbances</u>
Closed Forest	Oak, red	>30'		Landfill	Picnic	Trash
Deciduous	Oak, pin	>30'			Foot traffic	Compaction
Hemicryptophytes					Campfire/ party	Fire
Level						
Dry						

Comments:

This level unit of red oak and pin oak canopy borders the sidewalk along Broadway. They are probably planted trees including Ailanthus, white oak, American sycamore, red maple, black locust, and black cherry which are 30'. There are also a few flowering dogwoods (<15') on the southern tip. Understory consists of CSG, spotted knapweed, English plantain, red clover, and path rush. There are some bare ground spots with much soil compaction from foot traffic, picnicking, and may be accessible to vehicles. Some noticeable burn spots, etc.

Unit: 124
Acreage: 31.67
Mgmt. Concern: No

<u>Site</u>	<u>Species</u>	<u>Height</u>	<u>Exotic</u>	<u>Historical</u>	<u>Uses</u>	<u>Disturbances</u>
Closed Forest	Oak, black	All		Tree wells	Foot traffic	Erosion
Deciduous	Birch, black	All		Culverts	Sports	
Phanerophytes	Oak, red	All		Fence	Horses	
Undulating						
Dry						

Comments:

Large relatively undisturbed forest with very large oaks (mostly black) and large black birch. Lots of regeneration, mostly black birch, but also oak, many steep slopes. Openings along the paths and cross country trails contain more herbaceous plants and vines (wild grape, mugwort, common ragweed, great ragweed, Joe-Pye weed, etc.). Other spp: New Jersey tea, American chestnut 20', black locust, flowering dogwood, hickory spp., American beech, American hornbeam, false Solomon's seal, white wood aster, mapleleaf viburnum, etc.

Unit: 125
Acreage: 0.43
Mgmt. Concern: No

<u>Site</u>	<u>Species</u>	<u>Height</u>	<u>Exotic</u>	<u>Historical</u>	<u>Uses</u>	<u>Disturbances</u>
Closed Forest	Oak, black	All				Erosion
Deciduous	Cherry, black	<5' & 5-30'				
Phanerophytes						
Slope						
Dry						

Comments:

Black oak forest of mostly smaller trees. Other trees mixed in are mostly black cherry, white oak, a few white ash, Sassafras, black locust, red oak, hickory spp., and flowering dogwood. Not much traffic here, lots of leaf litter. In one area, blueberry bushes cover the ground. Other spp: goldenrod, arrowwood, blackhaw, grey birch, bittersweet, wild grape and sweetgum.

Unit: 126
Acreage: 0.11
Mgmt. Concern: No

<u>Site</u>	<u>Species</u>	<u>Height</u>	<u>Exotic</u>	<u>Historical</u>	<u>Uses</u>	<u>Disturbances</u>
Closed Forest	Ailanthus	All	Yes			Fire
Deciduous	Locust, black	All	Yes			Trash
Phanerophytes						
Slope						
Dry						

Comments:

Steep slopes to Henry Hudson Parkway, dominated with Ailanthus overhanging the parkway mixed with black locust. Most vegetation under 15' is Ailanthus, black locust and black cherry. Fire scars on tree bases. Large patch of poison ivy. Some viney spots of bittersweet hanging on trees. Some trash and a lot of leaf litter. Other spp: black birch, red maple, rose sp., wild grape, blueberry sp., wineberry, Asiatic dayflower, common ragweed, Sassafras, and sweet white clover.

Unit: 127
Acreage: 2.66
Mgmt. Concern: Yes

<u>Site</u>	<u>Species</u>	<u>Height</u>	<u>Exotic</u>	<u>Historical</u>	<u>Uses</u>	<u>Disturbances</u>
Closed Forest	Oak, black	All			Foot traffic	Fire
Deciduous	Grape, wild	<5' & 5-30'			Horses	Trash
Lianas	Bittersweet	<5' & 5-30'	Yes			Erosion
Slope	Tulip tree	All				
Dry						

Comments:

Open forest of old growth black oak. Some white oak and 2 tulip trees. Understory dominated by vine areas of wild grape and bittersweet covering much regeneration of tulip tree, black cherry and oak sp. Other species covered by vines are Sassafras, flowering dogwood, black locust, rose, Joe-Pye weed, Rubus, mapleleaf viburnum, Ailanthus, arrowwood, white avens, enchanter's nightshade, poison ivy, path rush, Aster, panicled tick-trefoil, jewelweed, Indian pipe, goldenrod, common ragweed, Asiatic dayflower, CSG and Queen Anne's lace.

Unit: 128
Acreage: 2.76
Mgmt. Concern: No

<u>Site</u>	<u>Species</u>	<u>Height</u>	<u>Exotic</u>	<u>Historical</u>	<u>Uses</u>	<u>Disturbances</u>
Closed Forest	Ash, white	All		Fence	Foot traffic	
Deciduous	Red maple	All			Horses	
Chamaephytes	Sweetgum	All			Vehicle access	
Undulating	Black tupelo	All				
Wet	Tulip tree	All				
	Spicebush	5-30'&<5'				

Comments:

Nice swampy unit with a good mix of wet site trees. Lots of regeneration of all, but especially white ash. The main stream of water is interrupted three times by paths (two paved) with culverts channeling the water. In some of the lowest and wettest spots lizard's tail, skunk cabbage and jewelweed grow. There is a good deal of arrowwood, oaks, birch sp., swamp leucothoe, Rhododendron sp., blueberry, helleborine, elderberry, American sycamore, agrimony, American beech, white and pin oaks, cinnamon fern, sensitive fern, lady's fern, etc.

Unit: 129
Acreage: 0.50
Mgmt. Concern: No

<u>Site</u>	<u>Species</u>	<u>Height</u>	<u>Exotic</u>	<u>Historical</u>	<u>Uses</u>	<u>Disturbances</u>
Closed Forest Deciduous Phanerophytes Slope Dry	Sweetgum	All			Horses	Auto Trash

Comments:

Includes two similar units. A closed forest of sweetgum (old aged trees to regenerating trees). Understory is mostly sweetgum regeneration along with scattered hickory sp., black cherry, red maple, and white ash. Canopy also has 6 black birch, 4 tulip trees, 2 hickory sp., 1 white ash. Some shrubby arrowwood and flowering dogwood mixed in. Some vines of wild grape and bittersweet on roadside. Virginia creeper and poison ivy dominate forest floor with enchanter's nightshade, Aster, false Solomon's seal, few Sassafras (<5'), mock-orange, etc.

Unit: 130
Acreage: 1.04
Mgmt. Concern: No

<u>Site</u>	<u>Species</u>	<u>Height</u>	<u>Exotic</u>	<u>Historical</u>	<u>Uses</u>	<u>Disturbances</u>
Closed Forest Deciduous Lianas Slope Dry	Sycamore maple American elm Ailanthus	All >30' & 5-30' <5' & 5-30'	Yes Yes	Landfill Other	Foot traffic Horses	Erosion

Comments:

An edge type unit with trees growing on the steep slope along both sides of old railroad bed. Lots of young sycamore maple (and a few large ones), medium-large elm, and Ailanthus in the more open spots. Quiet viney especially in the east end. Several large red oak in southwest corner. Other species: Norway maple, black cherry, white ash, mulberry, Japanese honeysuckle, poison ivy, Virginia creeper, bittersweet, rose, wineberry, spicebush, horsetail, jewelweed, and sycamore maple.

Unit: 131
Acreage: 0.19
Mgmt. Concern: No

<u>Site</u>	<u>Species</u>	<u>Height</u>	<u>Exotic</u>	<u>Historical</u>	<u>Uses</u>	<u>Disturbances</u>
Herbaceous	Lizard's tail	<5'				Trash
Geophytes						
Depression						
Wet						

Comments:

Wet depression covered entirely by lizard's tail. A couple of black tupelo 5-30', black and weeping willow 5-30' included. Some drainage from the swamp (unit 128) probably ends up here and is blocked in part by built up embankment of the old railroad. Other spp: arrowwood, wild grape, clearweed, and false nettle.

Unit: 132
Acreage: 0.13
Mgmt. Concern: Yes

<u>Site</u>	<u>Species</u>	<u>Height</u>	<u>Exotic</u>	<u>Historical</u>	<u>Uses</u>	<u>Disturbances</u>
Closed Forest	Locust, black	<5' & 5-30'	Yes			Fire
Deciduous	Cherry, black	<5' & 5-30'				Trash
Phanerophytes	Rubus	<5'				
Slope						
Dry						

Comments:

Two non-connected tightly closed forests of young trees, dominated by black locust and considerable amounts of black cherry. On the units edge and scattered throughout is black berry. Trees mostly under 30'. Lots of regenerating black cherry, black locust, and oak sp. Some invading bittersweet and wild grape. Other scattered species: Sassafras, tulip tree, mapleleaf viburnum, hickory spp., Ailanthus, Virginia creeper. Along foot-bridle path: false Solomon's seal, path rush, Aster, panicled tick trefoil, etc. MC: fire. Raptor sighted.

Unit: 133
Acreage: 0.54
Mgmt. Concern: Yes

<u>Site</u>	<u>Species</u>	<u>Height</u>	<u>Exotic</u>	<u>Historical</u>	<u>Uses</u>	<u>Disturbances</u>
Closed Forest	Oak, black	All				Fire
Deciduous	Sweetgum	All				Trash
Phanerophytes	Tulip tree	All				Dumping
Slope						
Dry						

Comments:

Old growth black oak dominated forest with some openings. Canopy also has some red oak and white oak, 2 black cherry, 2 white ash, 2 tulip tree, 1 Ailanthus, and 1 Eastern hemlock (probably planted). Lots of regenerating sweetgum, tulip tree, and black cherry. Other scattered regeneration of Sassafras, oak spp., and red maple. Invading wild grape and bittersweet on west side. Scattered shrubby flowering dogwood and arrowwood. MC: Fire and dumping of auto parts. Other spp: white ash, hickory sp., black birch, Asiatic dayflower, poison ivy, etc.

Unit: 134
Acreage: 1.43
Mgmt. Concern: No

<u>Site</u>	<u>Species</u>	<u>Height</u>	<u>Exotic</u>	<u>Historical</u>	<u>Uses</u>	<u>Disturbances</u>
Closed Forest	Sassafras	All		Other	Foot traffic	
Mixed	Eastern hemlock	>30'			Horses	
Hemicryptophytes						
Slope						
Dry						

Comments:

Closed forest of Sassafras and Eastern hemlock, with a number of tulip tree and white ash. Understory of Aster, Virginia knotweed, enchanter's nightshade, jewelweed, and garlic mustard. South end of unit has more black cherry, arrowwood, and mapleleaf viburnum. Unit is on a slight slope toward highway. Other species: black birch, American elm, American sycamore, black tupelo, flowering dogwood, Eastern hemlock may have been planted.

Unit: 135
Acreage: 0.44
Mgmt. Concern: No

<u>Site</u>	<u>Species</u>	<u>Height</u>	<u>Exotic</u>	<u>Historical</u>	<u>Uses</u>	<u>Disturbances</u>
Woodland Deciduous Hemicryptophytes Level Dry	Oak, pin	>30'			Foot traffic Horses Vehicle access	

Comments:

A non-mowed area at edge of lawn and horse stables. Mostly large pin oak with an understory of mugwort and common ragweed. Other species: red maple, hawthorn sp., honey locust (a few regenerating), dogwood sp., mulberry, one tulip tree >30', one red oak >30', black cherry, wild grape, rose. Unit includes road with a gate that locks, and there is mowing along the road edge.

Unit: 136
Acreage: 6.55
Mgmt. Concern: No

<u>Site</u>	<u>Species</u>	<u>Height</u>	<u>Exotic</u>	<u>Historical</u>	<u>Uses</u>	<u>Disturbances</u>
Woodland Deciduous Phanerophytes Knoll Dry	Oak, black Cherry, black Sassafras	All 5-30'&<5' <5'			Foot traffic Campfire	Fire

Comments:

Woodland of large oaks and lots of tree regeneration. The above three species are regenerating in almost equal amounts. Area is frequently burned so most of the regeneration is root suckers. There are recurring patches of wild grape. Unit would become a closed forest if fires were stopped, but it is not likely. There are a few large red oak and white oak, tulip tree, and regenerating black birch, white ash, and black tupelo. Other spp: American elm, flowering dogwood, black locust, wineberry, Rubus, smooth sumac, staghorn sumac, etc.

Unit: 137
Acreage: 0.87
Mgmt. Concern: Yes

<u>Site</u>	<u>Species</u>	<u>Height</u>	<u>Exotic</u>	<u>Historical</u>	<u>Uses</u>	<u>Disturbances</u>
Woodland	Locust, black	5-30' & <5'	Yes	Landfill		Dumping
Deciduous	Eastern cottonwood	5'-30'		Other		Trash
Hemicryptophytes	Mugwort	<5'	Yes			
Undulating						
Dry						

Comments:

A really horrible area, on land fill/construction debris. More black locust than cottonwood. Some large dead standing trees that were alive before dumping, younger trees are now growing on the landfill. MC: Clean it up and don't add more to it! Other spp: elm sp., mulberry, Ailanthus, rose, great ragweed, Japanese knotweed, Queen Anne's Lace, and red clover.

Unit: 138
Acreage: 0.84
Mgmt. Concern: Yes

<u>Site</u>	<u>Species</u>	<u>Height</u>	<u>Exotic</u>	<u>Historical</u>	<u>Uses</u>	<u>Disturbances</u>
Desert				Landfill	Vehicle access Other	Compaction Trash
Level						
Dry						

Comments:

Compacted fill area near VC garage and next to the employee parking lot. A few stunted herbaceous plants are growing near the edge: lamb's quarters, mugwort, CSG, sweet white clover, and red clover. Sanitation Dept. uses area to temporarily store trash collected by street sweepers before it is taken by larger trucks. Trash accumulates in this unit and it is occasionally scraped and dumped in adjoining area unit 137.

Unit: 139
Acreage: 0.34
Mgmt. Concern: No

<u>Site</u>	<u>Species</u>	<u>Height</u>	<u>Exotic</u>	<u>Historical</u>	<u>Uses</u>	<u>Disturbances</u>
Closed Forest	Sweetgum	All		Fence		Dumping
Deciduous	Ash, white	All				
Phanerophytes						
Slope						
Wet						

Comments:

Closed forest in wet area. A few large sweetgum and white ash, but mostly smaller size trees. A lot of white ash and sugar maple regeneration. Quite a bit of spicebush, and some red maple, black tupelo, and tulip tree. Other spp: flowering dogwood, arrowwood, jewelweed, skunk cabbage, white wood aster and black cherry.

Unit: 140
Acreage: 0.97
Mgmt. Concern: No

<u>Site</u>	<u>Species</u>	<u>Height</u>	<u>Exotic</u>	<u>Historical</u>	<u>Uses</u>	<u>Disturbances</u>
Vineland	Grape, wild	5-30'&<5'			Foot traffic	Trash
Deciduous	Sassafras	5-30'&<5'				
Phanerophytes						
Level						
Dry						

Comments:

A mixed vineland and Sassafras scrubland with a bit of young white ash, flowering dogwood, and tulip tree. A couple of large red oak and black oak. Other spp: black birch, royal Paulownia, Aster, bittersweet, Japanese honeysuckle, blackhaw, wineberry, spicebush, staghorn sumac, horsebalm, goldenrod, and black cherry. Unit contains discarded clothing.

Unit: 141
Acreage: 0.30
Mgmt. Concern: No

<u>Site</u>	<u>Species</u>	<u>Height</u>	<u>Exotic</u>	<u>Historical</u>	<u>Uses</u>	<u>Disturbances</u>
Woodland Deciduous Hemicryptophytes Knoll Dry	Oak, black	>30'&<5'			Foot traffic Campfire Picnic	Compaction Trash Vandalism

Comments:

Black oak woodland with an understory of little bluestem, WSG, Pennsylvania sedge, tick-trefoils and path rush. Some soil compaction, trash and graffiti on rocks. Unit contains a dead pigeon. Some tiny black birch regeneration. Other species: red oak, white oak, hickory spp., Rubus, blueberry, mapleleaf viburnum, flowering dogwood, wild grape, Aster, goldenrod, and whorled loosestrife.

Unit: 142
Acreage: 0.11
Mgmt. Concern: No

<u>Site</u>	<u>Species</u>	<u>Height</u>	<u>Exotic</u>	<u>Historical</u>	<u>Uses</u>	<u>Disturbances</u>
Vineland Deciduous Lianas Level Dry	Grape, wild	5-30'&<5'				Fire

Comments:

Wild grape vineland, mostly growing on ground but also on the few young trees present. Other species: black locust <5', bittersweet, black oak 5-10', tulip tree 5-10', smooth sumac, Rubus, Sassafras <5', and dogbane.

Unit: 143
Acreage: 0.72
Mgmt. Concern: Yes

<u>Site</u>	<u>Species</u>	<u>Height</u>	<u>Exotic</u>	<u>Historical</u>	<u>Uses</u>	<u>Disturbances</u>
Closed Forest	Locust, black	5-30'&<5'	Yes		Sports	Fire
Deciduous	Grape, wild	5-30'&<5'			Foot traffic	
Phanerophytes	Oak spp.	5-30'&<5'			Horses	
Slope	Sassafras	5-30'&<5'				
Dry	Cherry, black	5-30'&<5'				

Comments:

Black locust trees just at 15' or so to make up this "forest". Locust not regenerating like other species plus wild grape is growing over almost all other trees. Lots of oak regeneration, also hickory sp, tulip tree, black birch, sweetgum, flowering dogwood, American elm, and white ash. Few large trees include black oak, white oak, and one white pine. Lots of fallen trees and snags; fire scars; lots of Sassafras <5'. Other spp: mapleleaf viburnum, smooth sumac, dogbane, unknown, porcelain berry, Rubus, arrowwood, false Solomon's seal, etc.

Unit: 144
Acreage: 0.59
Mgmt. Concern: No

<u>Site</u>	<u>Species</u>	<u>Height</u>	<u>Exotic</u>	<u>Historical</u>	<u>Uses</u>	<u>Disturbances</u>
Vineland	Bittersweet	All	Yes			Trash
Deciduous	Sassafras	5'-30'				
Lianas						
Level						
Dry						

Comments:

A thin long vineland unit at the edge of Saw Mill River Pkwy. A wall of bittersweet climbing on the first row of trees from highway, which is mostly Sassafras. Other spp: black oak, mulberry, blackberry, Ailanthus, sweetgum, Eastern hemlock, Virginia creeper, wild grape, and black birch.

Unit: 145
Acreage: 0.19
Mgmt. Concern: No

<u>Site</u>	<u>Species</u>	<u>Height</u>	<u>Exotic</u>	<u>Historical</u>	<u>Uses</u>	<u>Disturbances</u>
Closed Forest	Red maple	5'-30'				Dumping
Deciduous	Sweetgum	>30'&5-30'				
Hemicryptophytes						
Slope						
Dry						

Comments:

Red Maple/Sweetgum forest on slight slope toward Saw Mill River Pkwy. Maples have multiple stems. It looks like people used to drive in from the highway here, but a fallen tree has blocked the access. Other species: 2 black cherry, 2 tulip trees (>30'), 2 Eastern hemlock, 1 flowering dogwood, 1 white ash. Groundcover is Virginia knotweed and enchanter's nightshade, with some poison ivy and Virginia creeper.

Unit: 146
Acreage: 2.09
Mgmt. Concern: No

<u>Site</u>	<u>Species</u>	<u>Height</u>	<u>Exotic</u>	<u>Historical</u>	<u>Uses</u>	<u>Disturbances</u>
Desert				Landfill	M.garage	Dumping
Hemicryptophytes					Vehicle	Compaction
Level					Foot traffic	
Dry						

Comments:

Van Cortlandt Park Garage. DOT shares the facility. Manicured lawn in spots, small garden, large rock salt/sand pile included. Dumping of concrete, debris, etc. General damage to vegetation and trees surrounding salt/sand pile area. Other spp: CSG, Asiatic dayflower, Queen Anne's lace, and mugwort.

Unit: 147
Acreage: 0.72
Mgmt. Concern: No

<u>Site</u>	<u>Species</u>	<u>Height</u>	<u>Exotic</u>	<u>Historical</u>	<u>Uses</u>	<u>Disturbances</u>
Closed Forest Deciduous Phanerophytes Slope Dry	Locust, black	5-30'&<5'	Yes			

Comments:

Black locust forest on a slope down to VC garage. Understory is mostly black cherry, but at the edges of unit, there is quite a bit of mugwort. Other species: white ash <5', black birch, hickory spp., mulberry, arrowwood, bittersweet, poison ivy, Aster, 1 hawthorn, goldenrod, Ailanthus, etc.

Unit: 148
Acreage: 0.41
Mgmt. Concern: No

<u>Site</u>	<u>Species</u>	<u>Height</u>	<u>Exotic</u>	<u>Historical</u>	<u>Uses</u>	<u>Disturbances</u>
Closed Forest Deciduous Hemicryptophytes Knoll Dry	Oak, black Oak, red Oak, white Locust, black	>30' >30' >30' 5-30'&,5'	Yes		Picnic	

Comments:

Spacious closed (barely) forest of large oaks. Understory mostly WSG and path rush. Some regenerating black locust (<10'). Unit is on a rock outcrop knoll. Other species: whorled loosestrife, panicled hawkweed, little bluestem, Pennsylvania sedge, and white wood aster.

Unit: 149
Acreage: 0.26
Mgmt. Concern: No

<u>Site</u>	<u>Species</u>	<u>Height</u>	<u>Exotic</u>	<u>Historical</u>	<u>Uses</u>	<u>Disturbances</u>
Closed Forest	Tulip tree	5-30'&<5'			Sports	Fire
Deciduous	Dogwood, flowering	5-30'&<5'			Horses	
Phanerophytes	Hickory spp.	5-30'&<5'			Foot traffic	
Slope						
Dry						

Comments:

Much like unit 143 but no dominant vines and a mix of 15' tall trees. Mix of species which includes regenerating oak, black cherry, red maple, snags and fallen trees. Lots of shrubs in understory mapleleaf viburnum, grey stem dogwood, blueberry, blackhaw, etc. Quite a bit of Sassafras too. Other species: hickory spp. <5', Rubus, American elm <5', Aster, some bittersweet and wild grape, poison ivy and Joe-Pye weed.

Unit: 150
Acreage: 1.93
Mgmt. Concern: No

<u>Site</u>	<u>Species</u>	<u>Height</u>	<u>Exotic</u>	<u>Historical</u>	<u>Uses</u>	<u>Disturbances</u>
Closed Forest	Locust, black	All	Yes		Foot traffic	Trash
Deciduous	Cherry, black	All				Dumping
Chamaephytes						Vandalism
Undulating						
Dry						

Comments:

Black locust-black cherry forest with very open understory in spots, but most of unit extremely shrubby. Lots of rose, Rubus, and arrowwood. Parts also very viney (Japanese honeysuckle, bittersweet, and wild grape). Other spp: mulberry, Eastern hemlock, white wood aster, Virginia creeper, Virginia knotweed, garlic mustard, false Solomon's seal, jewelweed and Sassafras.

Unit: 151
Acreage: 5.82
Mgmt. Concern: Yes

<u>Site</u>	<u>Species</u>	<u>Height</u>	<u>Exotic</u>	<u>Historical</u>	<u>Uses</u>	<u>Disturbances</u>
Closed Forest Deciduous Lianas Slope Dry	Tulip tree	>30'		Other	Sports Horses Foot traffic	

Comments:

MC: Goldenseal (rare species) in northernmost section of unit. Tulip forest with some fairly large openings in the canopy. Great species diversity in groundcover. Somewhat developed understory in parts. Wild grape and bittersweet dominate groundcover, but lots of spicebush, Rubus, wineberry, jewelweed, Aster, arrowwood, etc. There are snags and fallen trees. Fire occurred (intense in areas where fire scars are 3-4' high). Some patches of regenerating trees. Quite a bit of flowering dogwood, some black oaks <30', pin oak, black birch, etc.

Unit: 152
Acreage: 0.74
Mgmt. Concern: No

<u>Site</u>	<u>Species</u>	<u>Height</u>	<u>Exotic</u>	<u>Historical</u>	<u>Uses</u>	<u>Disturbances</u>
Closed Forest Deciduous Chamaephytes Slope Dry	Oak, black Tulip tree	>30' All		Other		

Comments:

Closed forest with large black oak and fewer large and some medium size tulip tree. Tulip tree regeneration at northern end of unit where it is sunnier (less canopy). Understory mostly arrowwood, with some Sassafras regeneration at southern end. Other spp.: flowering dogwood, American elm, black birch, white ash, hickory spp., red oak, black cherry, sweetgum, wineberry, Japanese honeysuckle, bittersweet, Virginia creeper, poison ivy, Aster, Joe-Pye weed, Virginia knotweed, jewelweed, garlic mustard, enchanter's nightshade and dogwood sp.

Unit: 153
Acreage: 5.65
Mgmt. Concern: No

<u>Site</u>	<u>Species</u>	<u>Height</u>	<u>Exotic</u>	<u>Historical</u>	<u>Uses</u>	<u>Disturbances</u>
Closed Forest	Oak, red	>30' & 5-30'		Landfill	Foot traffic	Compaction
Deciduous	Cherry, black	All		Fence	Other	Fire
Phanerophytes					Campfire/ party	Trash
Undulating						
Dry						

Comments:

Large red oak forest with quite a lot of black cherry. Many narrow to wide footpaths making unit very open in spots. Several rock outcrops. A few soil pits. Patches of sassafras. Other species: black birch, tulip tree, black oak, white oak, hickory spp., American beech (one > 30'), red maple, Norway maple, enchanter's nightshade, Virginia knotweed, Virginia creeper, poison ivy, Joe-Pye weed, white wood aster, starry champion, Asiatic dayflower, bittersweet, horsetails, day lily, Eastern hemlock, white pine (one, >30').

Unit: 154
Acreage: 0.31
Mgmt. Concern: No

<u>Site</u>	<u>Species</u>	<u>Height</u>	<u>Exotic</u>	<u>Historical</u>	<u>Uses</u>	<u>Disturbances</u>
Vineland	Grape, wild	All				
Deciduous	Oak, black	>30'				
Lianas						
Slope						
Dry						

Comments:

Vineland of wild grape on ground and in black oaks on a fairly steep slope. Other species: hickory spp., white ash, bittersweet, wineberry, Joe-Pye weed, and Ailanthus.

Unit: 155
Acreage: 0.23
Mgmt. Concern: No

<u>Site</u>	<u>Species</u>	<u>Height</u>	<u>Exotic</u>	<u>Historical</u>	<u>Uses</u>	<u>Disturbances</u>
Closed Forest Evergreen Hemicryptophytes Level Dry	Eastern hemlock	>30'		Exotics		

Comments:

Closed hemlock forest. A number of the trees have multiple stems. Groundcover is Aster, goldenrod, jewelweed, Virginia knotweed. Other species: arrowwood, bittersweet, 1 tulip tree, false and true Solomon's seal, dogwood sp., 2 black oak and Indian pipe.

Unit: 156
Acreage: 0.14
Mgmt. Concern: Yes

<u>Site</u>	<u>Species</u>	<u>Height</u>	<u>Exotic</u>	<u>Historical</u>	<u>Uses</u>	<u>Disturbances</u>
Vineland Deciduous Lianas Level Dry	Porcelain berry	All				Dumping Trash

Comments:

Small vineland next to VC garage salt storage area. Two large dead tulip trees (one still standing). A lot of dumped woody debris, soil, and garbage (MC). Other spp: wild grape, mugwort, orache, arrowwood, American elm, black cherry, Japanese honeysuckle, deadly nightshade, Virginia creeper, lamb's quarters, wild grape and red oak.

Unit: 157
Acreage: 4.48
Mgmt. Concern: No

<u>Site</u>	<u>Species</u>	<u>Height</u>	<u>Exotic</u>	<u>Historical</u>	<u>Uses</u>	<u>Disturbances</u>
Woodland	Oak, black	>30'			Sports	Fire
Deciduous	Grape, wild	5-30'&<5'			Horses	Compaction
Lianas					Foot traffic	
Undulating						
Dry						

Comments:

Widely spaced large black oaks with an understory of wild grape and other lianas make up this unit. Wild grape covers small trees, herbs, and in some places only the ground. Other spp: red oak, bittersweet, Rubus, Sassafras, tulip tree, white oak, poison ivy, black birch, thin-leaved sunflower, Joe-Pye weed, Asiatic dayflower, white snakeroot, rose and porcelain berry.

Unit: 158
Acreage: 0.23
Mgmt. Concern: No

<u>Site</u>	<u>Species</u>	<u>Height</u>	<u>Exotic</u>	<u>Historical</u>	<u>Uses</u>	<u>Disturbances</u>
Closed Forest	Sassafras					Auto
Deciduous	Oak, black					Trash
Phanerophytes						Dumping
Slope						
Dry						

Comments:

A small closed forest composed of young (15') densely spaced trees. Mostly Sassafras, with quite a bit of black and red oak. Also, a few black cherry, flowering dogwood, tulip tree, sweetgum, black birch, white ash, and red maple. Groundcover is sparse, but there is some sensitive fern, goldenrod, wild grape, whorled loosestrife, CSG, etc.

Unit: 159
Acreage: 0.47
Mgmt. Concern: No

<u>Site</u>	<u>Species</u>	<u>Height</u>	<u>Exotic</u>	<u>Historical</u>	<u>Uses</u>	<u>Disturbances</u>
Closed Forest	Oak, black	All			Sports	Fire
Deciduous	Birch, gray	>30'&5-30'			Foot traffic	Trash
Phanerophytes					Horses	Erosion
Slope						
Dry						

Comments:

A young very closed forest dominated by black oak and grey birch. Understory dominated by regenerating oaks, tulip tree, black cherry with scattered Sassafras. There are a few walking/horse trails. Some trash along the highway and erosion on the paths and slope. Understory is bare in spots. Some Ailanthus with vines (wild grape, bittersweet) overhanging the Saw Mill River Parkway. Old growth red oak in unit. Understory thickly vegetated with other species: sweetgum <5', wineberry, false Solomon's seal, catbrier, American elm <5', etc.

Unit: 160
Acreage: 0.17
Mgmt. Concern: Yes

<u>Site</u>	<u>Species</u>	<u>Height</u>	<u>Exotic</u>	<u>Historical</u>	<u>Uses</u>	<u>Disturbances</u>
Closed Forest	Locust, black	>30'&5-30'	Yes		Foot traffic	Trash
Deciduous	Norway maple	<5'	Yes			Erosion
Therophytes						Compaction
Slope						
Dry						

Comments:

Very thin edge unit (along Broadway) of black locust and some Norway maple. A little black cherry also. Lots of trash and erosion (MC). Other spp: day lily, Aster, enchanter's nightshade, lamb's quarters, hickory spp., poison ivy, garlic mustard, Virginia knotweed, and smartweed.

Unit: 161
Acreage: 2.37
Mgmt. Concern: No

<u>Site</u>	<u>Species</u>	<u>Height</u>	<u>Exotic</u>	<u>Historical</u>	<u>Uses</u>	<u>Disturbances</u>
Closed Forest	Locust, black	5-30'	Yes		Foot traffic	
Deciduous	Cherry, black	5-30'&<5'			Horses	
Chamaephytes	Mulberry spp.	5'-30'	Yes			
Knoll						
Moist						

Comments:

Closed, well-spaced black locust forest with some black cherry, and only black cherry regeneration. Understory/groundcover is rose, wineberry, garlic mustard, jewelweed. East end of unit on slightly higher ground, drier, with trees closer together and more black cherry saplings. Quite a few large mulberry, especially in the middle of unit where there is less black locust. Other spp: red maple, goldenrod, Ailanthus, red oak, 1 grey birch, 1 American elm, 1 American sycamore, 2 quaking aspen, cow parsnip, false nettle, and Norway maple.

Unit: 162
Acreage: 1.32
Mgmt. Concern: No

<u>Site</u>	<u>Species</u>	<u>Height</u>	<u>Exotic</u>	<u>Historical</u>	<u>Uses</u>	<u>Disturbances</u>
Woodland	Oak, black	All		Foundation	Foot traffic	Fire
Deciduous	Oak, white	All				
Phanerophytes	Birch, black	5-30'&<5'				
Undulating						
Dry						

Comments:

Large oak canopy with an understory of oak, Sassafras, black birch, and black cherry sapling and seedlings. Dense in some places but low (<15') almost everywhere. Some open spots near the many boulders and rocks. Other spp: red oak, black oak, wild grape, poison ivy, flowering dogwood, mapleleaf viburnum, bayberry, American hazelnut, panicle tick-trefoil, false Solomon's seal, Pennsylvania sedge, white oak, thin-leaved sunflower, smooth and staghorn sumac, starry campion, Joe-Pye weed, and Asiatic dayflower.

Unit: 163
Acreage: 0.47
Mgmt. Concern: No

<u>Site</u>	<u>Species</u>	<u>Height</u>	<u>Exotic</u>	<u>Historical</u>	<u>Uses</u>	<u>Disturbances</u>
Closed Forest	Red oak	>30'&5-30'			Picnic	Fire
Deciduous	Black bulrush	All				Trash
Phanerophytes						
Slope						
Dry						

Comments:

Very steep rocky area sloping down into a moist spot bordering the tulip tree unit (151). Large red oak, black oak, white oak, a couple of large tulips, and two large American beech make up canopy. Also, medium size oaks, black birch, tulip tree, and black cherry. Mapleleaf viburnum and trees in understory. Other spp: white ash, sweetgum, flowering dogwood, wild grape, spicebush, Virginia knotweed, false Solomon's seal, white wood aster, horsebalm, ferns, pin oak, bittersweet, Indian pipe and black snakeroot.

Unit: 164
Acreage: 0.34
Mgmt. Concern: No

<u>Site</u>	<u>Species</u>	<u>Height</u>	<u>Exotic</u>	<u>Historical</u>	<u>Uses</u>	<u>Disturbances</u>
Vineland	Grape, wild	5-30'&<5'				Fire
	Bittersweet	5-30'&<5'	Yes			
Lianas						
Slope						
Dry						

Comments:

Small viney patches in open areas between the large oak and tulip tree units (151,157,167,etc). Small trees, shrubs, and herbaceous plants are covered with lianas. Other spp: arrowwood, red oak, tulip tree, white snakeroot, poison ivy, black oak, black snakeroot, thin-leaved sunflower, Sassafras, and white ash.

Unit: 165
Acreage: 2.93
Mgmt. Concern: No

<u>Site</u>	<u>Species</u>	<u>Height</u>	<u>Exotic</u>	<u>Historical</u>	<u>Uses</u>	<u>Disturbances</u>
Closed Forest	Mulberry	5-30'&<5'	Yes		Foot traffic	
Deciduous	Locust, black	>30'&5-30'	Yes		Horses	
Lianas	Grape, wild	All				
Undulating	Bittersweet	All	Yes			
Dry	Eastern cottonwood	>30'&5-30'				
	Cherry, black	All				

Comments:

Very viney forest with good mix of pioneering trees. Other than above are black willow, Ailanthus, Sassafras, American elm, few red oaks, pin oaks. Lots of wineberry, rose, mugwort, and jewelweed in understory. Many open patches with more vines than trees. Other spp: staghorn sumac, red maple, American sycamore, dogwood sp., enchanter's nightshade, garlic mustard, Joe-Pye weed, Virginia creeper, white avens, cow parsnip and elderberry.

Unit: 166
Acreage: 0.11
Mgmt. Concern: No

<u>Site</u>	<u>Species</u>	<u>Height</u>	<u>Exotic</u>	<u>Historical</u>	<u>Uses</u>	<u>Disturbances</u>
Woodland	Bladdernut	5-30'&<5'				
Deciduous						
Phanerophytes						
Slope						
Moist						

Comments:

Bladdernut thicket, some trees covered with lianas (wild grape, porcelain berry, bittersweet). Herbaceous species include jewelweed, Joe-Pye weed, horsebalm, black snakeroot, thin-leaved sunflower, giant purple hyssop. Other spp: Ailanthus, wild geranium, tulip tree, and Virginia knotweed.

Unit: 167
Acreage: 1.67
Mgmt. Concern: No

<u>Site</u>	<u>Species</u>	<u>Height</u>	<u>Exotic</u>	<u>Historical</u>	<u>Uses</u>	<u>Disturbances</u>
Closed Forest	Oak, black	All		Culvert	Foot traffic	Fire
Deciduous	Birch, black	5-30'&<5'			Horses	Soil pit
Phanerophytes	Dogwood, flowering	5-30'&<5'				
Slope	Tulip tree	All				
Dry						

Comments:

Closed forest with open upper canopy of very large black oak and tulip tree and lower closed canopy of black birch, flowering dogwood, black oak, hickory spp. Other species: Sassafras, black cherry, mapleleaf viburnum, white oak, white ash, wild grape, bittersweet, sweetgum, Indian pipe, white wood aster, red oak and dogwood sp.

Unit: 168
Acreage: 1.60
Mgmt. Concern: No

<u>Site</u>	<u>Species</u>	<u>Height</u>	<u>Exotic</u>	<u>Historical</u>	<u>Uses</u>	<u>Disturbances</u>
Woodland	Oak, black	All		Srvy Mrkers	Sports	Erosion
Deciduous	American hazelnut	5-30'&<5'			Horses	
Phanerophytes					Foot traffic	
Slope						
Dry						

Comments:

Large black oak, pin oak, white oak, and tulip trees with their canopies not touching make up the overstory of this unit. Beneath the large trees are thickets of trees (<15'), and in some spots vines and shrubs. Many trees are represented, including seven clumps of American chestnut in different states of health (one fruiting). Lots of wild grape, bayberry, bittersweet, Sassafras, hickory spp., tulip tree and flowering dogwood. Other spp: black cherry, black birch, sweetgum, Joe-Pye weed, mulberry, catbrier, dogbane, grey birch, black locust, etc.

Unit: 169
Acreage: 4.02
Mgmt. Concern: No

<u>Site</u>	<u>Species</u>	<u>Height</u>	<u>Exotic</u>	<u>Historical</u>	<u>Uses</u>	<u>Disturbances</u>
Closed Forest	Sweetgum	All			Foot traffic	Trash
Deciduous	Tulip tree	All			Horses	Soil pits
Phanerophytes						Dumping
Slope						
Moist						

Comments:

Large sweetgum forest, some tulip trees mixed in, some oaks in patches. Near Saw Mill River Parkway are Eastern hemlocks, Ailanthus, a patch of Sassafras. Lots of poison ivy covering ground and into some trees. Other spp: pin oak, hickory spp., black birch, American basswood, mapleleaf viburnum, arrowwood, wild grape, horsebalm, white wood aster, Virginia knotweed, Virginia creeper, catbrier, true and false Solomon's seal, Rubus, mayapple, sugar maple, black snakeroot, blue cohosh, spikenard, American chestnut, red oak, etc.

Unit: 170
Acreage: 0.57
Mgmt. Concern: No

<u>Site</u>	<u>Species</u>	<u>Height</u>	<u>Exotic</u>	<u>Historical</u>	<u>Uses</u>	<u>Disturbances</u>
Closed Forest	Red maple	All		Fence	Foot traffic	Dumping
Deciduous	Oak, pin	>30'				Trash
Lianas						
Depression						
Moist						

Comments:

Two depressed areas with red maple and pin oak. Understory very open, groundcover mostly of Virginia creeper and enchanter's nightshade. In the southern area, part of unit has no groundcover but leaf litter, it may hold water. Also lots of jewelweed, Virginia knotweed, white wood aster, garlic mustard, some rose, and arrowwood. Regenerating trees-sweetgum, black cherry, red oak, flowering dogwood. Other species: royal fern, poison ivy, false Solomon's seal, wild grape.

Unit: 171
Acreage: 0.39
Mgmt. Concern: No

<u>Site</u>	<u>Species</u>	<u>Height</u>	<u>Exotic</u>	<u>Historical</u>	<u>Uses</u>	<u>Disturbances</u>
Woodland	Oak, black	All			Campfire/ party	
Deciduous	Oak, red	All			Foot traffic	
Phanerophytes	Sassafras	5-30'&<5'				
Undulating						
Dry						

Comments:

Oak woodland with understory mostly of phanerophytes-Sassafras, white oak, black oak, red oak, white ash, hickory spp., black birch, and flowering dogwood, but also, many open grassy (Pennsylvania sedge) and herbaceous spots. Also, lots of wild grape moving in on edges. Other spp: goldenrod, white wood aster, paniced tick-trefoil, path rush, mapleleaf viburnum, false Solomon's seal, black cherry, thin-leaved sunflower, and Indian pipe.

Unit: 172
Acreage: 0.56
Mgmt. Concern: No

<u>Site</u>	<u>Species</u>	<u>Height</u>	<u>Exotic</u>	<u>Historical</u>	<u>Uses</u>	<u>Disturbances</u>
Vineland	Grape, wild	5-30'&<5'				
Deciduous						
Lianas						
Slope						
Dry						

Comments:

A vineland with mostly wild grape, but also some bittersweet, Virginia creeper, and Japanese honeysuckle. Vines growing on ground and on the few trees and shrubs in unit (mostly arrowwood, black cherry, and tulip tree). Other spp: 1 black oak >30', Rubus, black locust, elderberry, horsebalm, Joe-Pye weed, jewelweed, Aster, enchanter's nightshade, goldenrod, pokeweed, false Solomon's seal, thin-leaved sunflower.

Unit: 173
Acreage: 2.62
Mgmt. Concern: No

<u>Site</u>	<u>Species</u>	<u>Height</u>	<u>Exotic</u>	<u>Historical</u>	<u>Uses</u>	<u>Disturbances</u>
Woodland	Oak, red	All			Foot traffic	Fire
Deciduous	Locust, black	5-30'&<5'	Yes		Sports	Auto
Phanerophytes	Oak, white	All			Horses	Vandalism
Undulating						
Dry						

Comments:

Oak woodland with understory of black locust saplings. Very dense in most places, forming a thicket with other trees, (Sassafras, black birch and oaks), shrubs, (staghorn and smooth sumac). Near open areas off the paved path the understory is more open and some herbaceous plants occur. Other spp: mapleleaf viburnum, hickory spp., rose, wild sarsaparilla, black cherry, great ragweed, common ragweed, mugwort, panicled tick-trefoil, Joe-Pye weed, wild grape, whorled loosestrife, white ash, goldenrod, flowering dogwood, wild grape, black oak, etc.

Unit: 174
Acreage: 0.97
Mgmt. Concern: No

<u>Site</u>	<u>Species</u>	<u>Height</u>	<u>Exotic</u>	<u>Historical</u>	<u>Uses</u>	<u>Disturbances</u>
Closed Forest	Oak, black	>30'				Fire
Deciduous	Tulip tree	>30'				
Hemicryptophytes	Oak, red	>30'				
Slope	Oak, white	>30'&<5'				
Dry						

Comments:

A spacious closed forest of oak and tulip tree with a mainly herbaceous understory. Lots of regeneration, particularly Sassafras on the upper slope (just below unit 183). Other spp: white ash, flowering dogwood, thin-leaved sunflower, Asiatic dayflower, bittersweet, Joe-Pye weed, tick-trefoil, Virginia knotweed, white wood aster, etc.

Unit: 175
Acreage: 0.29
Mgmt. Concern: Yes

<u>Site</u>	<u>Species</u>	<u>Height</u>	<u>Exotic</u>	<u>Historical</u>	<u>Uses</u>	<u>Disturbances</u>
Closed Forest	American sycamore	>30'			Foot traffic	Erosion
Deciduous	Eastern cottonwood	>30'			Picnic	Compaction
Phanerophytes						Trash
Level						
Moist						

Comments:

Forest of very large American sycamore and Eastern cottonwood. In northern end, some black cherry, white ash, Norway maple, and American elm regeneration. Closer to Broadway, forest floor is very bare, compacted and eroded (MC). In some areas, lianas are climbing into tree crowns (especially poison ivy, wild grape, and Virginia creeper). Area with very poor-looking regenerating mulberry. Other spp: wineberry, enchanter's nightshade, garlic mustard, Virginia knotweed, jewelweed, black birch, and one Eastern hemlock <30'.

Unit: 176
Acreage: 0.69
Mgmt. Concern: No

<u>Site</u>	<u>Species</u>	<u>Height</u>	<u>Exotic</u>	<u>Historical</u>	<u>Uses</u>	<u>Disturbances</u>
Closed Forest	Sassafras	>30' & 5-30'		Fence	Foot traffic	Trash
Deciduous	Cherry, black	5'-30'				Dumping
Lianas						Other
Undulating						
Dry						

Comments:

Sassafras forest with groundcover of Virginia creeper and poison ivy, also a lot of garlic mustard and enchanter's nightshade. Nearby vineland may be creeping in. Other spp: fringed loosestrife, carrion flower, Japanese honeysuckle, American elm, red oak, red maple, bittersweet, rose, Virginia knotweed, Ailanthus, pin oak, wineberry, false Solomon's seal, etc.

Unit: 177
Acreage: 2.90
Mgmt. Concern: No

<u>Site</u>	<u>Species</u>	<u>Height</u>	<u>Exotic</u>	<u>Historical</u>	<u>Uses</u>	<u>Disturbances</u>
Closed Forest Deciduous Chamaephytes Undulating Moist	Sassafras	All		Fence	Foot traffic Horses	Fire Erosion Dumping

Comments:

Sassafras trees of many different sizes. Some clumps of single age clones. Understory mostly rose, bittersweet, and Japanese honeysuckle. Also, lots of garlic mustard, arrowwood, Rubus, Virginia knotweed, Virginia creeper. Regenerating trees mostly Sassafras, white ash, black cherry, but a good deal of oaks too. Other spp: mugwort, honewort, white wood aster, enchanter's nightshade, horsetails, black locust, Ailanthus, mulberry, and jewelweed.

Unit: 178
Acreage: 1.96
Mgmt. Concern: No

<u>Site</u>	<u>Species</u>	<u>Height</u>	<u>Exotic</u>	<u>Historical</u>	<u>Uses</u>	<u>Disturbances</u>
Closed Forest Deciduous Chamaephytes Undulating Moist	Locust, black Arrowwood Ash, white	>30' & 5-30' <5' & 5-30' <5' & 5-30'	Yes	Foundation	Foot traffic Horses	Dumping Erosion

Comments:

Moist black locust forest with understory of arrowwood, white ash, spicebush, and elderberry. Lush groundcover mostly of Virginia creeper, Virginia knotweed, false Solomon's seal, and white wood aster. Many spots with garlic mustard, Japanese honeysuckle and jewelweed. A flood gully cuts through unit and runs under one of the two bridle paths that bisect the unit, and through old stone culvert. Stone foundation in east end. Other spp: (mostly at openings in canopy) Rubus, ferns, poison ivy, Ailanthus, black cherry, wild grape, etc.

Unit: 179
Acreage: 2.00
Mgmt. Concern: Yes

<u>Site</u>	<u>Species</u>	<u>Height</u>	<u>Exotic</u>	<u>Historical</u>	<u>Uses</u>	<u>Disturbances</u>
Closed Forest	Tulip tree	All			Foot traffic	Dumping
Deciduous	Oak, black	<5' & >30'				Fire
Phanerophytes	Oak, red	<5' & >30'				
Slope	Ash, white	All				
Dry						

Comments:

Closed forest dominated by medium and large tulip trees. Some scattered red oak and black oak in south part of unit, and white ash in north part. Lots of spicebush in north, and lots of regeneration throughout. Middle of unit has been burned. Along part of the Saw Mill River Parkway there is a lot of bittersweet on trees. Other spp: sugar maple, black birch, hickory spp., sweetgum, black cherry, American elm, flowering dogwood, American sycamore, Virginia creeper, poison ivy, blue cohosh, etc. MC: Dumping in northern end (Yonkers).

Unit: 180
Acreage: 0.33
Mgmt. Concern: Yes

<u>Site</u>	<u>Species</u>	<u>Height</u>	<u>Exotic</u>	<u>Historical</u>	<u>Uses</u>	<u>Disturbances</u>
Closed Forest	Locust, black	>30' & 5-30'	Yes		Foot traffic	Erosion
Deciduous					Picnic	Dumping
Therophytes						Trash
Level						
Moist						

Comments:

Black locust with little tree regeneration, but lots of herbaceous cover and lianas. Closer to ballfield, soil is very compacted and eroded (MC). Unit may become more vineland-like. Other spp: red maple, jewelweed, garlic mustard, wild grape, black cherry, Virginia creeper, Virginia knotweed, poison ivy, mulberry, sycamore maple, white avens, Japanese honeysuckle, rose, false Solomon's seal, and American elm.

Unit: 181
Acreage: 0.51
Mgmt. Concern: No

<u>Site</u>	<u>Species</u>	<u>Height</u>	<u>Exotic</u>	<u>Historical</u>	<u>Uses</u>	<u>Disturbances</u>
Closed Forest Deciduous Phanerophytes Slope Dry	Sassafras	<5' & 5-30'		Soil pit	Foot traffic	Fire

Comments:

Closed, well- spaced Sassafras forest with few medium-sized black cherry, black oak, white ash, and tulip tree. Groundcover is quite mixed. There is a bit of regeneration (Sassafras, black cherry, white ash), shrubs (arrowwood, spicebush), vines, (wild grape, bittersweet, Virginia creeper, Japanese honeysuckle), and herbaceous growth. Other spp: sweetgum, mapleleaf viburnum, tulip tree, blackhaw, Rubus, Aster, violet, tick-trefoil, goldenrod, ferns, honewort, enchanter's nightshade, wild geranium, etc.

Unit: 182
Acreage: 1.17
Mgmt. Concern: No

<u>Site</u>	<u>Species</u>	<u>Height</u>	<u>Exotic</u>	<u>Historical</u>	<u>Uses</u>	<u>Disturbances</u>
Woodland Deciduous Phanerophytes Level Dry	Red oak Cherry, black Sassafras Oak, white Hickory, spp.	All 5'-30'&<5' 5-30'&<5' 5'-30'&<5' 5-30'&<5'			Sports Foot traffic Horses	Fire

Comments:

Woodland of mixed trees `15' or under, except few widely spaced large oaks (black, white and red). Ground mostly Sassafras. Other spp: wild grape, catbrier, goldenrod, paniced tick trefoil, trailing wild bean, mugwort, common ragweed, Queen Anne's lace, Pennsylvania sedge, little bluestem, spotted knapweed, black birch, etc.

Unit: 183
Acreage: 3.22
Mgmt. Concern: Yes

<u>Site</u>	<u>Species</u>	<u>Height</u>	<u>Exotic</u>	<u>Historical</u>	<u>Uses</u>	<u>Disturbances</u>
Woodland Deciduous Phanerophytes Undulating Dry	Oak, black Sassafras	All <5' & 5-30'			Foot traffic Sports Picnic	Fire Trash Soil Pits

Comments:

Burned oak woodland with an understory of dense regenerating Sassafras. Some areas contain a good amount of smooth sumac, staghorn sumac, wild grape, and catbrier. Also, lots of herbaceous species mixed in. Some rock outcrops and grassy areas.

Other spp: black birch, white oak, hickory spp., bigtooth aspen, sweetgum, Rubus, goldenrod, tick-trefoil, Joe-Pye weed, Asiatic dayflower, white wood aster, thin-leaved sunflower, wild sensitive plant, little bluestem, etc.

Unit: 184
Acreage: 0.13
Mgmt. Concern: No

<u>Site</u>	<u>Species</u>	<u>Height</u>	<u>Exotic</u>	<u>Historical</u>	<u>Uses</u>	<u>Disturbances</u>
Vineland Lianas Level Dry	Grape, wild	<5' & 5-30'				Fire

Comments:

Small open unit of vines covering fallen and burnt trees with many herbaceous species growing throughout. Lots of goldenrod, common ragweed, mugwort, panicled tick-trefoil, thin-leaved sunflower, Queen Anne's lace, smooth sumac, sweet white clover, crabgrass, deer-tongue grass, switchgrass, purple-top grass, hoary tick-trefoil, Joe-Pye weed. A bunch of Sassafras and black locust seedlings.

Unit: 185
Acreage: 5.55
Mgmt. Concern: Yes

<u>Site</u>	<u>Species</u>	<u>Height</u>	<u>Exotic</u>	<u>Historical</u>	<u>Uses</u>	<u>Disturbances</u>
Woodland	Oak, red	<5' & >30'		Landfill	Sports	Fire
Deciduous	Oak, white	<5' & >30'			Horses	Auto
Hemicryptophytes	Oak, black	<5' & >30'			Campfire/ party	Dumping
Undulating	Pan. Tick trefoil	<5'				
Dry	Goldenrod	<5'				
	Little bluestem	<5'				

Comments:

Oak woodland of widely spaced large trees. Area is burned often, creating a meadow understory of wildflowers and little bluestem. Some patches of vines, scrub, and oak and Sassafras seedlings mixed in. A few cars, probably the cause of some fires (MC). If these fires are controlled, understory will change. Other spp: showy and hoary tick-trefoils, round-headed bush clover, thin-leaved sunflower, great and common ragweed, whorled loosestrife, wild grape, mugwort, Eastern hemlock, carpenter's black birch, horsebalm, Joe-Pye weed, etc.

Unit: 186
Acreage: 2.95
Mgmt. Concern: No

<u>Site</u>	<u>Species</u>	<u>Height</u>	<u>Exotic</u>	<u>Historical</u>	<u>Uses</u>	<u>Disturbances</u>
Closed Forest	Tulip tree	All				Fire
Deciduous	Oak, red	<5' & >30'				Auto
Hemicryptophytes						Dumping
Slope						
Dry						

Comments:

A closed but spacious tulip tree forest with a few red oaks. Trees large and all about the same age, except at the bottom of the slope where there are some younger trees. Understory mostly herbaceous. A little bit of regeneration of oak, white ash, tulip tree, and Sassafras, all <3', (oaks <1/4'). There is some erosion and soil compaction along trail. Other spp: black oak, hickory spp., black birch, flowering dogwood, Aster, Joe-Pye weed, Asiatic dayflower, many species of tick-trefoil, Virginia knotweed, American beech, etc.

Unit: 187
Acreage: 0.16
Mgmt. Concern: No

<u>Site</u>	<u>Species</u>	<u>Height</u>	<u>Exotic</u>	<u>Historical</u>	<u>Uses</u>	<u>Disturbances</u>
Herbaceous	Mugwort	<5'	Yes		Foot traffic	Trash
Hemicryptophytes						
Level						
Dry						

Comments:

Small unmowed strip mostly of mugwort between ballfields and forest. Some lianas (wild grape, bittersweet), shrubs (rose, Rubus), and little tree regeneration occurring on forest edge. Other spp: goldenrod, common ragweed, path rush, bindweed, spotted knapweed, Aster, dogbane, common plantain, wild sensitive plant, agrimony, CSG, etc.

Unit: 188
Acreage: 0.26
Mgmt. Concern: No

<u>Site</u>	<u>Species</u>	<u>Height</u>	<u>Exotic</u>	<u>Historical</u>	<u>Uses</u>	<u>Disturbances</u>
Closed Forest	Locust, black	>30' & 5-30'			Foot traffic	Trash
Deciduous	Cherry, black	<5' & 5-30'				
Hemicryptophytes						
Level						
Dry						

Comments:

Closed black locust forest with some black cherry. Groundcover is enchanter's nightshade, garlic mustard, and Virginia knotweed. Lots of rose in northern part of unit. Other spp: Sassafras, white ash, hickory spp., Ailanthus, Virginia creeper, false Solomon's seal and American elm.

Unit: 189
Acreage: 0.72
Mgmt. Concern: No

<u>Site</u>	<u>Species</u>	<u>Height</u>	<u>Exotic</u>	<u>Historical</u>	<u>Uses</u>	<u>Disturbances</u>
Closed Forest	Oak, red	>30'		Soil Pits	Campfire/ party	Fire
Deciduous	Oak, black	>30'				Compaction
Phanerophytes	Oak, white	>30'				Auto
Knoll	Cherry, black	<5' & 5-30'				
Dry						

Comments:

Closed oak forest with lots of black cherry regeneration. Though numerous environmental disturbances are present, they only exist to a small degree. Also, rock outcrops. Other spp: Sassafras white oak (young), Ailanthus, tulip tree (2, >30'), rose, wineberry, Virginia creeper, violet, false Solomon's seal, Aster, Virginia knotweed, enchanter's nightshade, spicebush, arrowwood and pin oak.

Unit: 190
Acreage: 0.14
Mgmt. Concern: No

<u>Site</u>	<u>Species</u>	<u>Height</u>	<u>Exotic</u>	<u>Historical</u>	<u>Uses</u>	<u>Disturbances</u>
Closed Forest	Oak, red	All			Foot traffic	Erosion
Deciduous	Oak, pin	All				Compaction
Phanerophytes						
Slope						
Dry						

Comments:

Patch of oaks (white, red, pin and black) with many oaks, black birches, and black cherries <7'. Areas with a lot of shrub cover also (mapleleaf viburnum, arrowwood). One eroded path running down slope. Other spp: red maple, white ash, Sassafras, sweetgum, white wood aster, Japanese honeysuckle, Virginia creeper, Rubus, Virginia stickseed, Asiatic dayflower, Joe-Pye weed, and starry campion.

Unit: 191
Acreage: 0.26
Mgmt. Concern: No

<u>Site</u>	<u>Species</u>	<u>Height</u>	<u>Exotic</u>	<u>Historical</u>	<u>Uses</u>	<u>Disturbances</u>
Vineland	Grape, wild	<5' & 5-30'			Fence	
Deciduous	Sassafras	<5' & 5-30'				
Lianas						
Slope						
Dry						

Comments:

A small wild grape vineland with grape growing on the ground and over regenerating trees (mostly Sassafras). Trees less than 7-8' high. Young regenerating tulip tree, oak spp., black cherry, and sweetgum. Also, bittersweet, smooth sumac, shining sumac, mapleleaf viburnum, Asiatic dayflower, Aster, Virginia knotweed, etc.

Unit: 192
Acreage: 0.59
Mgmt. Concern: No

<u>Site</u>	<u>Species</u>	<u>Height</u>	<u>Exotic</u>	<u>Historical</u>	<u>Uses</u>	<u>Disturbances</u>
Closed Forest	Cherry, black	All				Fire
Deciduous						
Chamaephytes						
Level						
Dry						

Comments:

Closed forest of black cherry. Only a few other trees: red and black oaks, American elm, 2 royal Paulownia >30', mulberry >30', 1 sycamore >30', 1 black locust 15'-30', and some small white ash. Understory/groundcover mostly rose, garlic mustard, enchanter's nightshade, and Virginia knotweed. Other spp: spicebush, Virginia knotweed, false Solomon's seal, and wineberry.

Unit: 193
Acreage: 4.70
Mgmt. Concern: No

<u>Site</u>	<u>Species</u>	<u>Height</u>	<u>Exotic</u>	<u>Historical</u>	<u>Uses</u>	<u>Disturbances</u>
Closed Forest	Oak, pin	All		Culvert	Foot traffic	Fire
Deciduous	Birch, black	All		Fence	Horses	Vandalism
Hemicryptophytes	Oak, black	All			Campfire/ party	Trash
Undulating	Oak, white	All				
Dry	Oak, red	All				
	Hickory	All				

Comments:

Closed forest of well-spaced large oak >30'. Understory low, mostly herbaceous with burned areas of tree regeneration and Rubus patches. Several rock outcrops. Someone has been chopping down trees on part of unit nearest park edge, and some fire has occurred. Some tulip trees, sweetgum, Sassafras, regenerating black cherry, and white ash; one or two of each; grey birch, American hornbeam, American sycamore, and American elm and a few red maple in one wet area. There is a small eroded cliff
 Other spp: catbrier, arrowwood, etc.

Unit: 194
Acreage: 0.24
Mgmt. Concern: No

<u>Site</u>	<u>Species</u>	<u>Height</u>	<u>Exotic</u>	<u>Historical</u>	<u>Uses</u>	<u>Disturbances</u>
Closed Forest	Tulip tree	>30'				Fire
Deciduous						
Lianas						
Slope						
Dry						

Comments:

Closed tulip tree forest, with an understory of wild grape, bittersweet, and Virginia creeper. There is some regeneration of white ash, oaks, Sassafras, sweetgum, hickory spp., black cherry and 1 red maple. 1 large pin oak, 1 sweetgum. Other spp: smooth sumac, tick trefoils, goldenrod, Joe-Pye weed, pokeweed, rough avens, Rubus, horsebalm, and Asiatic dayflower.

Unit: 195
Acreage: 0.61
Mgmt. Concern: No

<u>Site</u>	<u>Species</u>	<u>Height</u>	<u>Exotic</u>	<u>Historical</u>	<u>Uses</u>	<u>Disturbances</u>
Closed Forest	Oak, pin	>30' & 5-30'		Landfill	Foot traffic	Compaction
Deciduous	Cherry, black	<5' & 5-30'				Trash
Phanerophytes						
Slope						
Dry						

Comments:

Closed pin oak forest with black cherry regeneration up to 30'. This unit cuts the hill at its south border, with slopes to the field and road. A small area on the top has a somewhat open canopy with CSG understory. Other spp: bittersweet, catbrier, panicled tick-trefoil, garlic mustard, poison ivy, Virginia knotweed, enchanter's nightshade, Japanese honeysuckle, Virginia creeper, Aster, mugwort, rose and white avens. Some black cherry and Ailanthus in canopy. Some oak regeneration and red maple regeneration at northern border.

Unit: 196
Acreage: 0.97
Mgmt. Concern: No

<u>Site</u>	<u>Species</u>	<u>Height</u>	<u>Exotic</u>	<u>Historical</u>	<u>Uses</u>	<u>Disturbances</u>
Vineland	Bittersweet	All	Yes	Culvert	Foot traffic	
Deciduous	Rose	All	Yes			
Lianas	Cherry, black	All				
Undulating	J. Honeysuckle	All	Yes			
Dry						

Comments:

Large bittersweet vineland rose thicket. These plants and wild grape, Japanese honeysuckle and Virginia creeper are covering the ground, shrubs and climbing into the trees (black cherry and Sassafras). In most places the vegetation is impenetrable.

There are several small paths--may be drug or cruising area? Other spp: hickory spp., poison ivy, white ash, white wood aster, American elm, Rubus, catbrier, garlic mustard, goldenrod, Ailanthus, and Virginia knotweed.

Unit: 197
Acreage: 0.24
Mgmt. Concern: No

<u>Site</u>	<u>Species</u>	<u>Height</u>	<u>Exotic</u>	<u>Historical</u>	<u>Uses</u>	<u>Disturbances</u>
Closed Forest Deciduous Chamaephytes Slope Dry	Hickory spp. Cherry, black	All <5' & 5-30'			Foot traffic	

Comments:

Closed forest with hickory spp. and black cherry. Northern end of unit is mostly medium/young hickory spp. and very few black cherry. Southern end is mostly large hickory spp. and quite a bit of medium to small black cherry. Understory of rose, spicebush and regenerating black cherry. Other spp: few small and medium American elm, white ash <5', Virginia knotweed, white avens and garlic mustard.

Unit: 198
Acreage: 0.84
Mgmt. Concern: No

<u>Site</u>	<u>Species</u>	<u>Height</u>	<u>Exotic</u>	<u>Historical</u>	<u>Uses</u>	<u>Disturbances</u>
Closed Forest Deciduous Phanerophytes Undulating Dry	Cherry, black Hickory spp. American elm	All All All		Landfill	Foot traffic	Soil Pits Trash Compaction

Comments:

Black cherry forest with a lot of hickories, elm, some oaks (red, black, pin, and white), white ash, and Norway maple. This area is close to Broadway, and next to a meadow--it gets a lot of use. There are many paths running through, much trash, dumping, and soil compaction. Understory mostly regenerating trees, but also rose, Rubus, some spicebush. Quite a lot of herbaceous plants. Other spp: bittersweet, smartweed, poison ivy, blackhaw, Virginia knotweed, Virginia creeper, sycamore maple, garlic mustard, enchanter's nightshade, etc.

Unit: 199
Acreage: 0.44
Mgmt. Concern: No

<u>Site</u>	<u>Species</u>	<u>Height</u>	<u>Exotic</u>	<u>Historical</u>	<u>Uses</u>	<u>Disturbances</u>
Closed Forest	Sassafras	All		Culvert	Foot traffic	Trash
Deciduous	American elm	All				Compaction
Chamaephytes						
Undulating						
Dry						

Comments:

Small forest of Sassafras. Understory a mixture of saplings (Sassafras, hickory spp., white ash and oak spp.), shrubs (mostly rose), and herbaceous plants: enchanter's nightshade, garlic mustard, white snakeroot, Virginia knotweed, goldenrod, false and true Solomon's seal, etc. Other spp: black walnut (1, >30'), Ailanthus, spicebush, white avens, starry campion, violets, white oak, path rush, bittersweet and poison ivy.

Unit: 200
Acreage: 0.86
Mgmt. Concern: No

<u>Site</u>	<u>Species</u>	<u>Height</u>	<u>Exotic</u>	<u>Historical</u>	<u>Uses</u>	<u>Disturbances</u>
Closed Forest	Oak, red	All		Fence	Foot traffic	Pits
Deciduous	Cherry, black	All				Trash
Phanerophytes	Hickory spp.	All				Compaction
Slope						
Dry						

Comments:

Closed forest with large oaks and smaller black cherry and hickory spp. Lots of tree regeneration, besides above: white ash, pin, white and black oaks, red maple, black birch, Sassafras, etc. Groundcover lush, lots of different herbs. Other spp: white wood aster, white snakeroot, goldenrod, Joe-Pye weed, bittersweet, true and false Solomon's seal, starry campion, blackhaw, Asiatic dayflower, Virginia knotweed, rose, arrowwood, CSG, Virginia creeper, enchanter's nightshade, etc.

Unit: 201
Acreage: 0.80
Mgmt. Concern: No

<u>Site</u>	<u>Species</u>	<u>Height</u>	<u>Exotic</u>	<u>Historical</u>	<u>Uses</u>	<u>Disturbances</u>
Woodland Deciduous Phanerophytes Slope Dry	Oak, red Sassafras	All <5' & 5-30'			Foot traffic	Fire Erosion Trash

Comments:

MC: wide path running down the slope, erosion. Woodland of large oaks, a few hickories on very steep slope. Fire must have occurred a couple of years ago; there are many trees (especially Sassafras) sprouting from roots of burned saplings. Many saplings and seedlings: red, white, black and pin oaks, hickory spp., black cherry, white ash, and red maple. Herbaceous plants are mixed in. Other spp: goldenrod, cinquefoil, Ailanthus, garlic mustard, white snakeroot, tulip tree (one >30'), black tupelo, true and false Solomon's seal, etc.

Unit: 202
Acreage: 1.83
Mgmt. Concern: No

<u>Site</u>	<u>Species</u>	<u>Height</u>	<u>Exotic</u>	<u>Historical</u>	<u>Uses</u>	<u>Disturbances</u>
Woodland Deciduous Chamaephytes Depression Surface water	Red maple Spicebush	>30' & 5-30' <5' & 5-30'		Fence		Dumping Trash

Comments:

Red maple swamp with spicebush understory. Many rivulets running through. Clumps of trees, shrubs and moss on higher spots. Lots of skunk cabbage, some jewelweed, and false nettle. Northern side contains several sweetgum (>30'). On eastern slope, there is a patch of black tupelo. Black willow at southern end. Other spp: arrowwood, silky dogwood, tulip tree, elderberry, white ash, black birch, wild grape, Joe-Pye weed, American hornbeam and honeysuckle.

Unit: 203
Acreage: 0.34
Mgmt. Concern: No

<u>Site</u>	<u>Species</u>	<u>Height</u>	<u>Exotic</u>	<u>Historical</u>	<u>Uses</u>	<u>Disturbances</u>
Closed Forest	Oak, pin	>30'			Foot traffic	Trash
Deciduous	Oak, red	All				Compaction
Phanerophytes	Cherry, black	<5' & 5-30'				
Slope						
Dry						

Comments:

Old growth pin oak, red oak forest with an understory of regenerating black cherry, hickory spp., and red oak. Other spp: Virginia creeper, Aster, Virginia knotweed, false Solomon's seal, ferns, goldenrod, garlic mustard, 2 black tupelo, common milkweed, red maple, enchanter's nightshade, rose, jewelweed, Asiatic dayflower, violets, wood sorrel, wineberry, Sassafras <15, dogbane, mapleleaf viburnum, and white wood aster.

Unit: 204
Acreage: 1.26
Mgmt. Concern: No

<u>Site</u>	<u>Species</u>	<u>Height</u>	<u>Exotic</u>	<u>Historical</u>	<u>Uses</u>	<u>Disturbances</u>
Closed Forest	Cherry, black	All			Foot traffic	Vandalism
Deciduous	Oak, red	All				Pit houses
Phanerophytes	Oak, pin	All				Fire
Undulating						
Dry						

Comments:

Closed forest with many black, red and pin oaks, and black cherries of the same size (35'). An enormous amount of black cherry regeneration, seedlings absolutely carpet the forest floor. A great deal of spicebush and rose in understory, but unit is very open overall. Other spp: Sassafras, white wood aster, red maple, false Solomon's seal, hickory spp., mapleleaf viburnum, Virginia knotweed, enchanter's nightshade, American beech, etc.

Unit: 205
Acreage: 1.43
Mgmt. Concern: No

<u>Site</u>	<u>Species</u>	<u>Height</u>	<u>Exotic</u>	<u>Historical</u>	<u>Uses</u>	<u>Disturbances</u>
Woodland	Oak, red	<5' & >30'			Horses	Fire
Deciduous	Oak, black	<5' & >30'			Foot traffic	
Phanerophytes	Oak, white	<5' & >30'				
Slope						
Dry						

Comments:

Closed oak forest with mixed understory: mostly phanerophytes, but also wild grape and smooth sumac higher on slope and more herbaceous growth at the slope bottom. Lots of regeneration. Other spp: black cherry, black birch, white ash, hickory spp., black locust, Ailanthus, Sassafras, poison ivy, bittersweet, Rubus, mapleleaf viburnum, CSG, goldenrod, white wood aster, Joe-Pye weed, Asiatic dayflower, blue cohosh, true and false Solomon's seal, Virginia knotweed, tick-trefoils, and thin-leaved sunflower.

Unit: 206
Acreage: 0.44
Mgmt. Concern: No

<u>Site</u>	<u>Species</u>	<u>Height</u>	<u>Exotic</u>	<u>Historical</u>	<u>Uses</u>	<u>Disturbances</u>
Vineland	Wild grape	All				Fire
Deciduous	Oak, black	>30' & 5-30'				
Lianas	Tulip tree	>30' & 5-30'				
Slope	Jewelweed	<5'				
Dry	Ailanthus	<5' & 5-30'				

Comments:

Two non-connected units, one on a steep slope/cliff edge and the other on a gentle slope below cliff edge. Mostly wild grape growing on the ground with jewelweed and other herbaceous plants, and on the few trees present. There are a few large tulip trees and black oaks and a few younger oak, sweetgum, and Ailanthus. Part of unit on lower slope has been burned and there is some sweetgum, sugar maple, and tulip tree regeneration. Other spp: Joe-Pye weed, wild sarsaparilla, goldenrod, Virginia knotweed, thin-leaved sunflower, Rubus, etc.

Unit: 207
Acreage: 0.19
Mgmt. Concern: No

<u>Site</u>	<u>Species</u>	<u>Height</u>	<u>Exotic</u>	<u>Historical</u>	<u>Uses</u>	<u>Disturbances</u>
Closed Forest	Norway maple	All		Rock dump	Foot traffic	Dumping
Deciduous	American elm	All			Picnic	
Phanerophytes	Cherry, black	<5' & 5-30'				
Undulating						
Dry						

Comments:

Unit is on the edge of Broadway and into rock dump area. Trees mostly Norway maple and American elm, some black cherry, pin oak, and red oak. A few foot paths, lots of trash and dumping. Many chipmunks seen in rock dump area. Other spp: Virginia creeper, mock orange, royal Paulownia (1), rose, garlic mustard, poison ivy, mulberry, hickory spp., white ash, white oak, and Ailanthus.

Unit: 208
Acreage: 0.26
Mgmt. Concern: No

<u>Site</u>	<u>Species</u>	<u>Height</u>	<u>Exotic</u>	<u>Historical</u>	<u>Uses</u>	<u>Disturbances</u>
Scrub	Sassafras	<5'			Campfire/ party	Fire
Deciduous	Goldenrod	<5'			Picnic	Trash
Phanerophytes	Catbrier	<5'			Foot traffic	Vandalism
Undulating	Cherry, black	<5' & 5-30'				
Dry						

Comments:

Rocky top of hill with Sassafras <5' and other trees making up a scrubland. Patches of herbaceous plants mixed in. If no more fires occur this area will probably become a woodland. Other spp: black cherry, pin oak, white ash, American hackberry, mulberry, Rubus, path rush, little bluestem, redtop grass, deer-tongue grass, Asiatic dayflower, rose, Aster, starry campion, Virginia knotweed, tick trefoil, and common ragweed.

Unit: 209
Acreage: 0.21
Mgmt. Concern: No

<u>Site</u>	<u>Species</u>	<u>Height</u>	<u>Exotic</u>	<u>Historical</u>	<u>Uses</u>	<u>Disturbances</u>
Vineland	Grape, wild	<5' & 5-30'			Foot traffic	Erosion
	Bittersweet	<5' & 5-30'	Yes			
Lianas	Oak, pin	>30' & 5-30'				
Slope	Cherry, black	<5' & 5-30'				
Dry						

Comments:

Small opening created by large fallen red oak. Wild grape and bittersweet cover ground and some trees and shrubs, creating some impenetrable spots. A few large standing pin oaks with lianas climbing up, also some smaller black cherry and Sassafras are included. Other spp: smooth Sumac, hickory spp., black locust, red oak, Ailanthus, spicebush, tulip tree, mugwort, agrimony, white avens, arrowwood, Rubus, and Virginia creeper.

Unit: 210
Acreage: 0.64
Mgmt. Concern: No

<u>Site</u>	<u>Species</u>	<u>Height</u>	<u>Exotic</u>	<u>Historical</u>	<u>Uses</u>	<u>Disturbances</u>
Closed Forest	Sweetgum	All		Fence	Foot traffic	Compaction
Deciduous					Horses	
Lianas						
Slope						
Moist						

Comments:

Area of large sweetgum trees with regeneration. Understory is mostly very open with low-growing lianas (wild grape, bittersweet and Virginia creeper). Several wide footpaths criss-cross unit; many people walking, running, horseback riding. Other spp: tulip tree, hickory spp., American sycamore, black birch, white wood aster, white ash, Virginia knotweed, red oak, spicebush, Rubus, pin oak, Sassafras, and poison ivy.

Unit: 211
Acreage: 0.14
Mgmt. Concern: No

<u>Site</u>	<u>Species</u>	<u>Height</u>	<u>Exotic</u>	<u>Historical</u>	<u>Uses</u>	<u>Disturbances</u>
Closed Forest	Oak, black	>30' & 5-30'				Fire
Deciduous	Hickory spp.	5'-30'				Trash
Lianas	Sweetgum	<5' & 5-30'				
Slope						
Dry						

Comments:

A small closed forest with a mixture of medium sized trees. Area has been burned and there is some rootsucker regeneration. Groundcover is quite sparse, and there is lots of visible leaf litter, cover is scattered Virginia creeper, poison ivy, bittersweet and some herbaceous plants. Other spp: Virginia knotweed, Asiatic dayflower, Aster, early meadow-rue, wild sarsaparilla, basswood, black birch, white ash <1', false Solomon's seal, Ailanthus, black cherry, tulip tree, sugar maple <1', and garlic mustard.

Unit: 212
Acreage: 0.31
Mgmt. Concern: Yes

<u>Site</u>	<u>Species</u>	<u>Height</u>	<u>Exotic</u>	<u>Historical</u>	<u>Uses</u>	<u>Disturbances</u>
Woodland	Sassafras	All		Road	Foot traffic	Erosion
Deciduous	Mulberry	>30' & 5-30'	Yes	Fence	Horses	Compaction
Therophytes						
Slope						
Moist						

Comments:

Disturbed unit containing above trees and black cherry, Ailanthus, sweetgum, red oak, pin oak, and hickory spp. Also included is an area where a large red oak fell with vines moving in. Through unit is an eroded gulley that is depositing sand to the lower part of unit (MC). Other spp: garlic mustard, honewort, Virginia knotweed, white avens, Virginia stickweed, pointed-leaved tick-trefoil, white wood aster, false Solomon's seal, spicebush, enchanter's nightshade, poison ivy, Virginia creeper, white snakeroot, etc.

Unit: 213
Acreage: 1.36
Mgmt. Concern: No

<u>Site</u>	<u>Species</u>	<u>Height</u>	<u>Exotic</u>	<u>Historical</u>	<u>Uses</u>	<u>Disturbances</u>
Woodland	Oak, red	All			Picnic	Fire
Deciduous	Oak, black	All			Foot traffic	Trash
Phanerophytes	Sassafras	<5' & 5-30'			Campfire/ party	Compaction
Undulating	Cherry, black	<5' & 5-30'				
Dry	Grape, wild	<5' & 5-30'				
	Ash, white	<5'				

Comments:

A woodland of regenerating trees, generally <15', and some scattered large red, black, and white oak. Variety of species occurring in almost equal amounts. Unit contains a grassy picnic on top of rock outcrop with some trash, soil compaction, and campfires. Community structure may change to closed forest as understory grows. There are a few old cut trees not covered by vines and shrubs. Other spp: flowering dogwood, willow oak, tulip tree, black birch, black locust, Ailanthus, hickory spp., bigtooth aspen, mapleleaf viburnum, etc.

Unit: 214
Acreage: 0.24
Mgmt. Concern: No

<u>Site</u>	<u>Species</u>	<u>Height</u>	<u>Exotic</u>	<u>Historical</u>	<u>Uses</u>	<u>Disturbances</u>
Closed Forest	Oak, pin	>30' & 5-30'		Landfill	Foot traffic	Trash
Deciduous	Cherry, black	All				Compaction
Phanerophytes	Hickory spp.	All				
Level						
Dry						

Comments:

Pin oak closed forest with some open canopy areas. Some black cherry and hickory spp. Black cherry concentrated on the western and field edges. Other spp: Ailanthus (>30' and <5'), rose, pin oak, Aster, poison ivy, wild grape, Virginia creeper, enchanter's nightshade, white avens, and wineberry.

Unit: 215
Acreage: 0.24
Mgmt. Concern: No

<u>Site</u>	<u>Species</u>	<u>Height</u>	<u>Exotic</u>	<u>Historical</u>	<u>Uses</u>	<u>Disturbances</u>
Vineland	Bittersweet	<5' & 5-30'	Yes	Fence	Foot traffic	Trash
Deciduous	Oak, pin	<5' & 5-30'				
Lianas	Ailanthus	<5' & 5-30'	Yes			
Level	Cherry, black	>30' & 5-30'				
Dry						

Comments:

Vineland of bittersweet growing on ground and in trees. Other lianas include Virginia creeper and Japanese honeysuckle. In most areas vine growth is very dense and tangled. Other spp: mugwort, garlic mustard, rose Rubus, white avens, Virginia knotweed, Norway maple, Sycamore maple, Sassafras, and hickory spp.

Unit: 216
Acreage: 0.13
Mgmt. Concern: No

<u>Site</u>	<u>Species</u>	<u>Height</u>	<u>Exotic</u>	<u>Historical</u>	<u>Uses</u>	<u>Disturbances</u>
Vineland	Grape, wild	All				Trash
Deciduous	Jewelweed	<5'				
Lianas	Wineberry	<5'	Yes			
Slope						
Moist						

Comments:

Unit consists of wild grape engulfing black cherry (>30'), Norway maple (25'), Sassafras, and spicebush (<15'). There is some Norway maple regeneration on the north side. Vineland seems to be extending towards west. Other spp: patches of garlic mustard, enchanter's nightshade, rough avens, Virginia knotweed, and honewort.

Unit: 217
Acreage: 0.20
Mgmt. Concern: No

<u>Site</u>	<u>Species</u>	<u>Height</u>	<u>Exotic</u>	<u>Historical</u>	<u>Uses</u>	<u>Disturbances</u>
Closed Forest Deciduous Chamaephytes Slope Dry	Sassafras	All		Fence	Foot traffic	Fire Dumping

Comments:

Small Sassafras forest of mixed sizes. Understory mostly spicebush, also some regenerating Sassafras and many different herbaceous plants. Small fire built around a tree. Other spp: hickory spp., violet, black cherry, Virginia creeper, Virginia knotweed, ferns, garlic mustard, red maple, enchanter's nightshade and white wood aster.

Unit: 218
Acreage: 0.21
Mgmt. Concern: No

<u>Site</u>	<u>Species</u>	<u>Height</u>	<u>Exotic</u>	<u>Historical</u>	<u>Uses</u>	<u>Disturbances</u>
Closed Forest Deciduous Therophytes Slope Dry	American sycamore	>30'		Full-crown Fence		

Comments:

Closed forest of huge American sycamore. Understory mostly jewelweed and garlic mustard, and quite a bit of Virginia knotweed and wineberry. Some wire fence is embedded in one of the trees. Other trees are 5'- 30': hickory spp., mulberry, white ash, black cherry, Sassafras, and Ailanthus (<5'). Other spp: Virginia creeper, Jack-in-the-pulpit and spicebush.

Unit: 219
Acreage: 1.04
Mgmt. Concern: No

<u>Site</u>	<u>Species</u>	<u>Height</u>	<u>Exotic</u>	<u>Historical</u>	<u>Uses</u>	<u>Disturbances</u>
Closed Forest	Sugar maple	All		Landfill		Fire
Deciduous	American beech	All		Fence		Dumping
Phanerophytes	Tulip tree	All		Telephone Pole		
Slope						
Dry						

Comments:

Closed forest on the sides of a steep rock cliff/slope, and in the ravine between slopes. Slope on the northwest side is landfill. Mostly sugar maple and lots of sugar maple regeneration. Several mature beech and tulip trees and some black, red and white oak at the top slope. Bottom slope of unit has burned. Most of this unit is out of park boundary. Other spp: blue cohosh, true Solomon's seal, American elm, black cherry, wineberry, American hazelnut, mapleleaf viburnum, spicebush, poison ivy, Virginia creeper, and bittersweet.

Unit: 220
Acreage: 0.50
Mgmt. Concern: No

<u>Site</u>	<u>Species</u>	<u>Height</u>	<u>Exotic</u>	<u>Historical</u>	<u>Uses</u>	<u>Disturbances</u>
Herbaceous	Cool season grass	<5'			Picnic	Trash
Deciduous	Cherry, black	5'-30'			Foot traffic	
Hemicryptophytes	Oak, pin	5'-30'				
Level						
Dry						

Comments:

Grassy meadow occasionally mowed, with a few trees. Unit is adjacent to regularly mowed meadow. Several black oak and black cherry 5-30', the black cherry have multiple trunks. Some species <5': black locust, Ailanthus, hickory spp. Other spp: rose (1 shrub), white and red clover, mugwort, common plantain and smartweed.

Unit: 221
Acreage: 2.30
Mgmt. Concern: No

<u>Site</u>	<u>Species</u>	<u>Height</u>	<u>Exotic</u>	<u>Historical</u>	<u>Uses</u>	<u>Disturbances</u>
Closed Forest	Cherry, black	All		Fence	Foot traffic	Fire
Deciduous	Oak, red	All			Picnic	Auto
Chamaephytes	Oak, pin	All				Trash
Slope						
Dry						

Comments:

Closed forest with large black cherry and oaks. Regeneration is mostly hickory spp. Understory is dense: quite mixed with chamaephytes, phanerophytes, lianas, and herbaceous growth. Several dirt paths run through unit. East edge of unit along bottom of slope and bridle trail has a spicebush thicket. Other spp: white and black oaks, white ash, 1 Eastern cottonwood, Ailanthus, Sassafras, black birch, Norway maple, Rubus, wineberry, rose, poison ivy, wild grape, bittersweet, catbrier, Japanese honeysuckle, Virginia creeper, etc.

Unit: 222
Acreage: 0.13
Mgmt. Concern: Yes

<u>Site</u>	<u>Species</u>	<u>Height</u>	<u>Exotic</u>	<u>Historical</u>	<u>Uses</u>	<u>Disturbances</u>
Vineland	Grape, wild	All				Dumping
Deciduous	Spicebush	<5' & 5-30'				Trash
Lianas						
Depression						
Wet						

Comments:

Wild grape growing at the edge of a swamp and covering a corner of it. Wild grape is supported by spicebush creating a dark cave-like area with only spicebush growing beneath. In some of the open spots jewelweed is growing. Other spp: Rubus, rose, elderberry, black cherry, and mulberry. MC: Contain the grape so that it does not take over and more area. Lots of birds here.

Unit: 223
Acreage: 0.37
Mgmt. Concern: No

<u>Site</u>	<u>Species</u>	<u>Height</u>	<u>Exotic</u>	<u>Historical</u>	<u>Uses</u>	<u>Disturbances</u>
Closed Forest	Sweetgum	>30' & 5-30'		Road	Foot traffic	Dumping
Deciduous	Hickory spp.	All		Fence	Horses	Erosion
Chamaephytes						
Undulating						
Moist						

Comments:

Sweetgum forest with very large trees occurring in west side in a depression, and smaller 5-30' trees on the east slope of the bridle path. Good amount of hickory spp. mixed in. Spicebush dominates understory. Some Ailanthus and mulberry near bridle path. A lot of white ash regeneration. Other spp: poison ivy, sensitive fern, Virginia creeper, Virginia knotweed, horsetail, red oak, rose, Rubus, violet, blackhaw, white wood aster, wild geranium, garlic mustard, Joe-Pye weed, and enchanter's nightshade.

Unit: 224
Acreage: 0.11
Mgmt. Concern: No

<u>Site</u>	<u>Species</u>	<u>Height</u>	<u>Exotic</u>	<u>Historical</u>	<u>Uses</u>	<u>Disturbances</u>
Closed Forest	Sassafras	<5' & 5-30'				
Deciduous						
Hemicryptophytes						
Slope						
Dry						

Comments:

A small closed forest of Sassafras, with a few young Ailanthus and hickory spp. Very little white ash and Sassafras regeneration. Groundcover mostly herbaceous, but with quite a bit of Rubus. Other spp: Virginia knotweed, false Solomon's seal, Asiatic dayflower, Aster, garlic mustard, wild grape, Virginia creeper and enchanter's nightshade.

Unit: 225
Acreage: 3.69
Mgmt. Concern: Yes

<u>Site</u>	<u>Species</u>	<u>Height</u>	<u>Exotic</u>	<u>Historical</u>	<u>Uses</u>	<u>Disturbances</u>
Closed Forest	Oak, red	All		Fence	Foot traffic	Dumping
Deciduous	Oak, white	All		Culvert	Horses	Trash
Chamaephytes	Birch, black	All				Vandalism
Undulating	Cherry, black	All				
Dry	Mapleleaf viburnum	<5'				

Comments:

NW forested edge of VC Park. This unit goes along the border of Yonkers and the Bronx and in some places right up to buildings. There is a lot of encroachment, dumping, and vandalism (MC). Some edge like trees (Norway maple, Ailanthus, mulberry) present but mostly oaks of all sizes with mapleleaf viburnum understory. Groundcover: white wood aster, Virginia knotweed, garlic mustard, false Solomon's seal, Asiatic dayflower. Other spp: flowering dogwood, white ash, black snakeroot, American beech, wild grape, wild sarsaparilla, etc.

Unit: 226
Acreage: 0.59
Mgmt. Concern: No

<u>Site</u>	<u>Species</u>	<u>Height</u>	<u>Exotic</u>	<u>Historical</u>	<u>Uses</u>	<u>Disturbances</u>
Vineland	Grape, wild	<5' & 5-30'			Foot traffic	
Deciduous						
Lianas						
Slope						
Dry						

Comments:

A wild grape vineland with vines growing on ground and over the top of young trees (5-8'). Other spp: Ailanthus, black cherry, Sassafras, and a couple of large red and black oaks, spicebush, Rubus, poison ivy, Joe-Pye weed, and Asiatic dayflower.

Unit: 227
Acreage: 0.26
Mgmt. Concern: No

<u>Site</u>	<u>Species</u>	<u>Height</u>	<u>Exotic</u>	<u>Historical</u>	<u>Uses</u>	<u>Disturbances</u>
Vineland Deciduous Lianas Slope Dry	Grape, wild Spicebush Tulip tree	<5' & 5-30' 5'-30' All		Landfill		Dumping Trash

Comments:

A vineland with wild grape growing over shrubs (mostly spicebush) and trees. Unit contains several tulip trees, and a few other trees: sugar maple, sycamore maple, box elder, white ash (also a few ash snags), mulberry, black cherry, black birch and sweetgum. Unit would be a MC for dumping but it is out of the park. Other spp: zig zag goldenrod and blue cohosh.

Unit: 228
Acreage: 0.76
Mgmt. Concern: No

<u>Site</u>	<u>Species</u>	<u>Height</u>	<u>Exotic</u>	<u>Historical</u>	<u>Uses</u>	<u>Disturbances</u>
Desert Level Dry				Gas Station Landfill Exotics	Vehicle access	Vandalism

Comments:

Abandoned filling stations on both the north and south bound sides of the Saw Mill River Parkway. They are vandalized and broken into. Some plants are growing in the cracks in the concrete: wild lettuce, burdock, smartweed, lamb's quarters, crabgrass, foxtails, great and common ragweeds, bigtooth aspen, and bindweed. Some yews were planted near the buildings. Some dumping of dead chickens.

Unit: 229
Acreage: 0.36
Mgmt. Concern: No

<u>Site</u>	<u>Species</u>	<u>Height</u>	<u>Exotic</u>	<u>Historical</u>	<u>Uses</u>	<u>Disturbances</u>
Closed Forest	Locust, black	<5' & 5-30'	Yes		Foot traffic	Trash
Deciduous	Cherry, black	<5' & 5-30'				
Phanerophytes						
Knoll						
Dry						

Comments:

Closed black locust forest with black cherry. Most of unit has phanerophytic understory, but along field edge to the south there is more herbaceous growth. Other spp: white ash, sycamore maple, Norway maple, Ailanthus, 1 small mulberry, Japanese honeysuckle, poison ivy, spicebush, garlic mustard, Virginia knotweed, false Solomon's seal and hickory spp.

Unit: 230
Acreage: 0.17
Mgmt. Concern: No

<u>Site</u>	<u>Species</u>	<u>Height</u>	<u>Exotic</u>	<u>Historical</u>	<u>Uses</u>	<u>Disturbances</u>
Closed Forest	Oak, pin	>30' & 5-30'				Trash
Deciduous	Sassafras	All				
Phanerophytes	Ailanthus	All	Yes			
Level	Cherry, black	All				
Dry						

Comments:

Small closed forest mostly of pin oak and Sassafras. Lots of tree regeneration (above species and white ash). Wide variety of herbaceous groundcover. Some rat problems because people picnic in adjacent meadow. Other spp: garlic mustard, violet, white wood aster, enchanter's nightshade, rose, bittersweet, celandine, tulip tree, Rubus, false Solomon's seal.

Unit: 231
Acreage: 0.59
Mgmt. Concern: No

<u>Site</u>	<u>Species</u>	<u>Height</u>	<u>Exotic</u>	<u>Historical</u>	<u>Uses</u>	<u>Disturbances</u>
Closed Forest Deciduous Chamaephytes Slope Moist	Locust, black	5'-30'	Yes			

Comments:

Closed forest dominated by black locust, with a scattering of other trees. Understory mostly spicebush, with quite a bit of rose, and jewelweed in some moist sections at bottom of slope. Other spp: red oak, hickory spp., Sassafras, black cherry, sycamore maple, Rubus, Japanese honeysuckle, Virginia creeper, Virginia knotweed, Asiatic dayflower, and Jack-in-the-pulpit.

Unit: 232
Acreage: 0.40
Mgmt. Concern: No

<u>Site</u>	<u>Species</u>	<u>Height</u>	<u>Exotic</u>	<u>Historical</u>	<u>Uses</u>	<u>Disturbances</u>
Herbaceous Deciduous Hemicryptophytes Level Dry	Grass, orchard Cool season grass Rubus	<5' <5' <5' & 5-30'	Yes	Culvert	Foot traffic	Compaction Leaf dump Vandalism

Comments:

Meadow with all of the above species mixed. Rubus grows in patch along eastern edge of unit. Path runs through unit. Other spp: great ragweed, goldenrod, mugwort, common ragweed, path rush, 1 large black oak, crab apple, numerous black oak seedlings, and crabapple seedlings and saplings (small trees invading meadow), white wood aster, deer-tongue grass, panicked tick-trefoil, hickory spp., seedlings, black cherry seedlings. Also, Rubus spreading out into meadow from edge. Rats in leaf dump. Also, some Sassafras seedlings.

Unit: 233
Acreage: 0.57
Mgmt. Concern: Yes

<u>Site</u>	<u>Species</u>	<u>Height</u>	<u>Exotic</u>	<u>Historical</u>	<u>Uses</u>	<u>Disturbances</u>
Closed Forest Deciduous Phanerophytes Slope Dry	Sugar maple	All		Landfill		Dumping

Comments:

A sugar maple jungle! A strip between Saw Mill Parkway and apartment buildings (Yonkers) almost exclusively of sugar maple. Some large trees, but most ~20' high. Groundcover under canopy covered with leaf litter and sugar maple seedlings. Few other trees are black locust, Ailanthus, box elder, mulberry, Eastern hemlock. Other spp: garlic mustard, Virginia knotweed, violet, Norway maple, arrowwood. MC: dumping of everything imaginable.

Unit: 234
Acreage: 0.57
Mgmt. Concern: No

<u>Site</u>	<u>Species</u>	<u>Height</u>	<u>Exotic</u>	<u>Historical</u>	<u>Uses</u>	<u>Disturbances</u>
Vineland	Grape, wild Bittersweet	All All		Landfill Yes		
Lianas Level Dry	Bur-cucumber Japanese hops	<5' & 5-30' <5' & 5-30'		Yes		

Comments:

Vineland strip between Saw Mill Parkway and forest. Mix of vines, herbaceous plants throughout, some saplings on edges, and some trees covered with lianas. Other spp: bittersweet, rose, Japanese honeysuckle, porcelain berry, thin-leaved sunflower, pokeweed, mugwort, mulberry, great ragweed.

Unit: 235
Acreage: 0.11
Mgmt. Concern: No

<u>Site</u>	<u>Species</u>	<u>Height</u>	<u>Exotic</u>	<u>Historical</u>	<u>Uses</u>	<u>Disturbances</u>
Closed Forest	Cherry, sweet	5'-30'		Fence		Trash
Deciduous	Cherry, black	>30' & 5-30'				
Hemicryptophytes						
Slope						
Dry						

Comments:

Closed forest of mostly medium sized sweet cherry and some black cherry. A few black cherry are >30'. Also, two black walnut >30', near Broadway. Other spp: hickory spp., Norway maple, Ailanthus, poison ivy, bittersweet, spicebush, Virginia knotweed, garlic mustard, goldenrod, great ragweed, Aster and enchanter's nightshade.

Unit: 236
Acreage: 0.70
Mgmt. Concern: No

<u>Site</u>	<u>Species</u>	<u>Height</u>	<u>Exotic</u>	<u>Historical</u>	<u>Uses</u>	<u>Disturbances</u>
Closed Forest	Ailanthus	<5' & 5-30'	Yes	Fence	Foot traffic	Trash
Deciduous	Cherry, black	All				
Chamaephytes						
Undulating						
Dry						

Comments:

Closed forest dominated by Ailanthus and black cherry. Understory shrubby, but there is also a lot of herbaceous growth and regeneration of the above species plus hickory spp. and Norway maple. Part of unit has a lot of bittersweet growing in trees. Other spp: sycamore maple, pin oak, red oak, white ash, Sassafras, sweet cherry, 1 black birch, Japanese honeysuckle, wild grape, poison ivy, catbrier, rose, Rubus, elderberry, Asiatic dayflower, garlic mustard, Virginia knotweed, day lily, white avens, rough avens, etc.

Unit: 237
Acreage: 0.79
Mgmt. Concern: No

<u>Site</u>	<u>Species</u>	<u>Height</u>	<u>Exotic</u>	<u>Historical</u>	<u>Uses</u>	<u>Disturbances</u>
Closed Forest	Oak, black	>30' & 5-30'			Foot traffic	Compaction
Deciduous	Oak, red	All			Picnic	Trash
Phanerophytes	Birch, black	5'-30'			Campfire/ party	Fire
Slope						
Dry						

Comments:

Closed forest dominated by large >30' red oak and black oak. Some patches of black birch. Understory quite varied: some spots mostly phanerophytes, some herbaceous, and one spot with lots of wild grape. A heavy use area: lots of garbage and teenage boys hanging out. Tree torching occurs here. Other spp: pin oak, hickory spp., black cherry, Sassafras, white ash, Norway maple, sycamore maple, rose, spicebush, Rubus, wineberry, bittersweet, poison ivy, Virginia knotweed, jewelweed, false Solomon's seal, Asiatic dayflower, goldenrod, etc.

Unit: 238
Acreage: 0.10
Mgmt. Concern: No

<u>Site</u>	<u>Species</u>	<u>Height</u>	<u>Exotic</u>	<u>Historical</u>	<u>Uses</u>	<u>Disturbances</u>
Vineland	Grape, wild	All				Trash
Deciduous						
Lianas						
Slope						
Dry						

Comments:

Small vineland dominated by wild grape over a groundcover of wineberry. Also, jewelweed, scattered regenerating Sassafras <15', a few Ailanthus 30', engulfed by vines. Along borders are trees (>30') of Ailanthus, black cherry, white oak, black birch whose lower branches are viney. Other spp: Asiatic dayflower, Joe-Pye weed, common plantain, Virginia knotweed, Aster, patches of rose, garlic mustard, Japanese honeysuckle, pokeweed, Virginia creeper, ferns, false Solomon's seal, enchanter's nightshade, white wood aster, violet, CSG, etc.

Unit: 239
Acreage: 0.31
Mgmt. Concern: No

<u>Site</u>	<u>Species</u>	<u>Height</u>	<u>Exotic</u>	<u>Historical</u>	<u>Uses</u>	<u>Disturbances</u>
Closed Forest Deciduous Therophytes Slope Dry	Birch, black	>30'			Foot traffic Campfire/ party	Trash Compaction

Comments:

This unit is on a slope in depression adjacent to a perennially swampy area. Old black birch dominates the canopy, with open patches. Other spp: Norway maple, Sassafras, white ash (all <5'), jewelweed, Asiatic dayflower, Virginia knotweed, false Solomon's seal, rose, enchanter's nightshade, wineberry, Virginia creeper, wild grape, goldenrod, garlic mustard, Japanese honeysuckle, violet, whorled loosestrife, spicebush and cultivated lily-of-the-valley. Jewelweed and dayflower dominate the groundcover.

Unit: 240
Acreage: 0.97
Mgmt. Concern: No

<u>Site</u>	<u>Species</u>	<u>Height</u>	<u>Exotic</u>	<u>Historical</u>	<u>Uses</u>	<u>Disturbances</u>
Closed Forest Deciduous Phanerophytes Slope Dry	Oak, black Cherry, black Birch, black	5'-30' <5' & 5-30' 5'-30'		Road	Foot traffic Horses	Erosion Vandalism Trash

Comments:

Closed forest of mixed species of medium sized trees on a fairly steep slope. Mostly black oak and black cherry; black birch heavy at south end of unit. Scattered hickory spp., red maple, Norway maple, and Sassafras. Mulberry at north end of unit (edge of park). Unit includes an old road. Several cut trees here. Other spp: white oak, pin oak, sweetgum, flowering dogwood, white ash, grey birch, poison ivy, Virginia creeper, bittersweet, rose, wild grape, Virginia knotweed, Asiatic dayflower, false Solomon's seal, etc.

Unit: 241
Acreage: 0.23
Mgmt. Concern: No

<u>Site</u>	<u>Species</u>	<u>Height</u>	<u>Exotic</u>	<u>Historical</u>	<u>Uses</u>	<u>Disturbances</u>
Closed Forest	Oak, black	<5' & 5-30'			Campfire/ party	Trash
Deciduous	Cherry, black	<5' & 5-30'				
Phanerophytes						
Level						
Dry						

Comments:

A mixed closed forest of medium size trees, mostly black oak and black cherry, but also some white oak, pin oak, Sassafras, Norway maple, American hornbeam, sweetgum, and white ash seedlings. Other spp: Virginia creeper, wild grape, Rubus, Japanese barberry, white wood aster, panicled tick-trefoil, Virginia knotweed and smartweed.

Unit: 242
Acreage: 0.59
Mgmt. Concern: No

<u>Site</u>	<u>Species</u>	<u>Height</u>	<u>Exotic</u>	<u>Historical</u>	<u>Uses</u>	<u>Disturbances</u>
Closed Forest	Norway maple	<5' & 5-30'		Fence	Vehicle access	Trash
Deciduous	Cherry, black	<5' & 5-30'				Erosion
Phanerophytes						
Undulating						
Dry						

Comments:

Heavily used closed forest. Lots of paths and garbage, erosion around tree roots. Mixed Norway maple and black cherry, and quite a bit of other plants: white ash, Ailanthus, red oak, pin oak, silver maple, mulberry, hickory spp., sycamore maple, 1 small elm, 1 crabapple, 1 Northern Catalpa, rose, poison ivy, Virginia creeper, garlic mustard, Aster, lamb's quarters, day lily, Virginia knotweed and smartweed.

Unit: 243
Acreage: 0.61
Mgmt. Concern: Yes

<u>Site</u>	<u>Species</u>	<u>Height</u>	<u>Exotic</u>	<u>Historical</u>	<u>Uses</u>	<u>Disturbances</u>
Herbaceous	Fragrant goldenrod	<5'		Full-crown		Trash
	Orchard grass	<5'	Yes	Road		Vandalism
Hemicryptophytes	Redtop grass	<5'		Hedgerow		Compaction
Undulating	Timothy	<5'	Yes			
Dry	Rubus	<5'				

Comments:

Meadow of herbaceous species with some scattered saplings of black cherry, black oak, silver maple, pin oak, and hickory spp. (all <5'). Two compacted paths cut through unit. MC: this area displays a common problem with meadows/open area: meadows provide vegetative diversity and food for wildlife, but they also attract picnickers who leave trash, graffiti and vandalize the area. Other spp: path rush, goldenrod, bittersweet, Virginia creeper, St. John's wort, common ragweed, common plantain, smartweed, deer-tongue grass, etc.

Unit: 244
Acreage: 0.59
Mgmt. Concern: No

<u>Site</u>	<u>Species</u>	<u>Height</u>	<u>Exotic</u>	<u>Historical</u>	<u>Uses</u>	<u>Disturbances</u>
Closed Forest	Sassafras	All				Trash
Deciduous	Cherry, black	<5' & 5-30'				Fire
Lianas						
Level						
Dry						

Comments:

Closed forest of mostly Sassafras and some black cherry covered with vines (Japanese honeysuckle, catbrier, and bittersweet). Edge of unit near rock outcrops full of trash/glass and burned a bit. Other spp: Ailanthus, red oak, black oak, sycamore maple, hickory spp., seedlings, rose, poison ivy, wild grape, garlic mustard, deer-tongue grass, day lily, Asiatic dayflower, wood sorrel, Virginia knotweed, enchanter's nightshade and true Solomon's seal.

Unit: 245
Acreage: 0.97
Mgmt. Concern: No

<u>Site</u>	<u>Species</u>	<u>Height</u>	<u>Exotic</u>	<u>Historical</u>	<u>Uses</u>	<u>Disturbances</u>
Closed Forest	Locust, black	5'-30'	Yes	Fence	Foot traffic	Dumping
Deciduous	Ailanthus	<5' & 5-30'	Yes			Trash
Chamaephytes	Cherry, black	All				
Undulating						
Moist						

Comments:

Closed forest of above species. Dense understory of shrubs (rose, spicebush) and vines (wild grape, bittersweet, Japanese honeysuckle). Lots of herbaceous groundcover: jewelweed, garlic mustard, enchanter's nightshade, Jack-in-the-pulpit, etc. Many fallen trees, some lianas growing into standing trees. Other spp: Sassafras, hickory spp., Norway maple, red oak, pokeweed, Virginia knotweed, poison ivy, Virginia creeper, Rubus, white avens, white ash, honeysuckle, false Solomon's seal, etc.

Unit: 246
Acreage: 0.59
Mgmt. Concern: Yes

<u>Site</u>	<u>Species</u>	<u>Height</u>	<u>Exotic</u>	<u>Historical</u>	<u>Uses</u>	<u>Disturbances</u>
Woodland	Cherry, black	<5' & 5-30'		Exotics	Foot traffic	Compaction
Mixed	Red pine	>30'		Fence	Picnic	Fire
Therophytes	Spruce, Norway	>30'	Yes		Sleeping	Erosion
Undulating	Mulberry spp.	5'-30'	Yes			
Dry	Red maple	>30'				
	Sweetgum	All				

Comments:

A heavily used area. MC: Most of ground compacted and there is erosion around tree trunks. Lots of torched and hacked trees. Conifers in poor condition. Conifers are planted near park edge in the heavily compacted area, black cherry growing in the more natural southern end of unit where there is a jewelweed understory (several trees have been cut here). Mulberry and red maple are mixed in with the conifers. Sweetgum occurs at deep gully along edge of bridle path. MC: Tree damage. Other spp: Norway maple, black locust, etc.

Unit: 247
Acreage: 0.21
Mgmt. Concern: Yes

<u>Site</u>	<u>Species</u>	<u>Height</u>	<u>Exotic</u>	<u>Historical</u>	<u>Uses</u>	<u>Disturbances</u>
Herbaceous	Ragweed, great	<5' & 5-30'			Foot traffic	Dumping
Deciduous	Deer-tongue grass	<5'			Dog walking	Compaction
Hemicryptophytes	Ragweed, common	<5'				
Slope						
Dry						

Comments:

Clearing of mostly great ragweed with other herbaceous species admixed. MC: Unit is adjacent to dead end of Van Cortlandt Park Ave. northernmost edge of park, and is active dumping site. Other spp: mugwort, common plantain, CSG, path rush, lamb's quarters, enchanter's nightshade, pin oak, (one, >30'), smartweed, clover, white wood aster, Asiatic dayflower, poor-man's pepper, goldenrod, Norway maple (<15') and black oak seedlings.

Unit: 248
Acreage: 0.27
Mgmt. Concern: No

<u>Site</u>	<u>Species</u>	<u>Height</u>	<u>Exotic</u>	<u>Historical</u>	<u>Uses</u>	<u>Disturbances</u>
Closed Forest	Cherry, black	All			Picnic	Trash
Deciduous	Ailanthus	<5' & 5-30'	Yes			Fire
Phanerophytes	Oak, red	All				Dumping
Undulating	Hickory spp.	All				
Dry						

Comments:

Closed forest mostly black cherry, with patches of Ailanthus and scattered red oak and hickory spp. Several American elm. A very trashy area full of glass. Other spp: Norway maple, black oak, white oak, 1 black walnut >30', blackhaw, black birch, rose, Rubus, spicebush, bittersweet, poison ivy, Virginia creeper, moonseed, enchanter's nightshade, Virginia knotweed, Asiatic dayflower, CSG, deer-tongue grass, and violet.

Unit: 249
Acreage: 0.24
Mgmt. Concern: Yes

<u>Site</u>	<u>Species</u>	<u>Height</u>	<u>Exotic</u>	<u>Historical</u>	<u>Uses</u>	<u>Disturbances</u>
Herbaceous	Cool season grass	<5'			Foot traffic	Compaction
	Ragweed, great	<5'			Horses	Dumping
Hemicryptophytes	Rubus	<5'				
Level	Rose	<5' & 5-30'	Yes			
Moist						

Comments:

Open area behind some apartment buildings. This area gets a lot of traffic (walkers and horses). There are several paths running through, and access to unit is easy from and alleyway. MC: this access point is now blocked from vehicles by boulders, but is a good dumping point. A patch of rose and a patch of Rubus. Lots of common plantain, pigweed, lamb's quarters, smartweed, bitter dock, Queen Anne's lace, some mugwort, galinsoga, common ragweed, poor-man's pepper, dodder, white campion, bindweed, and wild lettuce.

Unit: 250
Acreage: 0.20
Mgmt. Concern: No

<u>Site</u>	<u>Species</u>	<u>Height</u>	<u>Exotic</u>	<u>Historical</u>	<u>Uses</u>	<u>Disturbances</u>
Closed Forest	Cherry, black	<5' & 5-30'				Trash
Deciduous	Birch, black	<5' & 5-30'				
Lianas						
Slope						
Dry						

Comments:

Very small strip of forest. Some lianas in understory, also a lot of herbaceous plants. Not too much regeneration. Other trees include pin oak, mulberry, red maple, Norway maple, sycamore maple. Other spp: bittersweet, Virginia creeper, jewelweed, Virginia knotweed, white wood aster, white ash, enchanter's nightshade, and white snakeroot.

Unit: 251
Acreage: 0.07
Mgmt. Concern: No

<u>Site</u>	<u>Species</u>	<u>Height</u>	<u>Exotic</u>	<u>Historical</u>	<u>Uses</u>	<u>Disturbances</u>
Scrub	Rose	<5' & 5-30'	Yes			
Deciduous	Rubus	<5'				
Chamaephytes	Bittersweet	<5' & 5-30'	Yes			
Level						
Moist						

Comments:

Impenetrable thicket of rose and Rubus (wineberry, black raspberry) with bittersweet beginning to grow on top of these shrubs. Other spp: wild grape, mugwort, Queen Anne's lace, Ailanthus, black locust.

Unit: 252
Acreage: 2.59
Mgmt. Concern: No

<u>Site</u>	<u>Species</u>	<u>Height</u>	<u>Exotic</u>	<u>Historical</u>	<u>Uses</u>	<u>Disturbances</u>
Vineland	Bittersweet	<5' & 5-30'	Yes		Foot traffic	
Deciduous	Fragrant goldenrod	<5'				
Lianas	Orchard grass	<5'	Yes			
Level						
Dry						

Comments:

A thin band of bittersweet adjacent to meadow unit 243. Bittersweet grows on ground with fragrant goldenrod, orchard grass, and rose mixed in. Bittersweet also envelopes some black cherry saplings (5-30') and rose clumps. Other spp: small black oak, redbud grass, path rush and mugwort. Path runs through unit. Bittersweet thriving and spreading into adjacent meadow unit 243.

Unit: 253
Acreage: 0.72
Mgmt. Concern: Yes

<u>Site</u>	<u>Species</u>	<u>Height</u>	<u>Exotic</u>	<u>Historical</u>	<u>Uses</u>	<u>Disturbances</u>
Closed Forest	Sassafras	All		Fence	Foot traffic	Dumping
Deciduous	American elm	>30' & 5-30'		Exotics	Tree houses	
Phanerophytes	Cherry, black	<5' & 5-30'				
Slope	Norway maple	<5' & 5-30'	Yes			
Dry	Grape, wild	All				

Comments:

Very mixed forest on edge of park, next to apartment buildings. Some planted trees (red pine, white pine, sweetgum, elms and silver maple). Many pioneering/poor site trees. Understory quite luxurious except very close to buildings. MC: very trashy, a lot of dumping. Grape vines growing into crowns of some trees. Other spp: rose, red oak, white oak, pin oak, violet, small patch of mugwort, American sycamore.

Unit: 254
Acreage: 0.23
Mgmt. Concern: No

<u>Site</u>	<u>Species</u>	<u>Height</u>	<u>Exotic</u>	<u>Historical</u>	<u>Uses</u>	<u>Disturbances</u>
Closed Forest	Norway maple	>30' & 5-30'		Fence		Trash
Deciduous				Full-crown		Dumping
Phanerophytes						
Slope						
Dry						

Comments:

Small forest predominantly of Norway maple. A patch of Sassafras, another of Ailanthus (including one huge tree). Some black cherry, red oak, hickory spp. mixed in. Forest floor pretty bare, lots of trash near apartment buildings. Other spp: red pine, Virginia knotweed, garlic mustard, rose, white wood aster, wild grape, Asiatic dayflower, and false Solomon's seal.

Unit: 255
Acreage: 0.07
Mgmt. Concern: No

<u>Site</u>	<u>Species</u>	<u>Height</u>	<u>Exotic</u>	<u>Historical</u>	<u>Uses</u>	<u>Disturbances</u>
Scrub	Rubus	<5' & 5-30'		Landfill	Vehicle access	Dumping
Deciduous	Bittersweet	All	Yes			Vandalism
Chamaephytes	Japanese hops	<5'	Yes			
Level						
Dry						

Comments:

Small strip of scrubby-viney edge. Between mown lawn and forest off Saw Mill Parkway (in Yonkers). Mostly Rubus (blackberry), some wineberry, and bittersweet starting to grow around edges and into some nearby trees. Patch of porcelain berry. Some wildflowers and trees mixed in. A few Ailanthus snags. Other spp: thin-leaved sunflower, Asiatic dayflower, mulberry, gill-over-the-ground, black cherry, wood sorrel, sugar maple, garlic mustard, smartweed, great ragweed, Aster, whorled loosestrife.

Unit: 256
Acreage: 0.09
Mgmt. Concern: No

<u>Site</u>	<u>Species</u>	<u>Height</u>	<u>Exotic</u>	<u>Historical</u>	<u>Uses</u>	<u>Disturbances</u>
Closed Forest	Ailanthus	<5' & 5-30'	Yes			
Deciduous	Cherry, black	<5' & 5-30'				
Phanerophytes						
Level						
Dry						

Comments:

Small stand of Ailanthus and black cherry with heavy regeneration of both species. Understory thick with mugwort and rose, but saplings of both the dominant species grow thickly in understory. Other spp: catbrier, deadly nightshade, bittersweet, sycamore saplings, and smartweed.

Unit: 257
Acreage: 0.84
Mgmt. Concern: No

<u>Site</u>	<u>Species</u>	<u>Height</u>	<u>Exotic</u>	<u>Historical</u>	<u>Uses</u>	<u>Disturbances</u>
Closed Forest	Norway maple	All	Yes		Foot traffic	Dumping
Mixed	Oak, black	All			Campfire/ party	Erosion
Phanerophytes	Ailanthus	All	Yes		Dog walking	Trash
Slope	Red pine	>30'				
Dry	Elm spp.	>30' & 5-30'				

Comments:

Severely disturbed unit on a slope behind houses. MC: Dumping behind houses, slope very eroded. Patches of Norway maple, black oak, Ailanthus, and Sassafras. Black cherry saplings throughout. Other spp: Norway spruce, eastern hemlock, sweetgum (1, >30'), flowering dogwood, white pine (1, >30'), American elm, wild grape, mulberry, bladdernut, day lily, white oak, garlic mustard, Japanese honeysuckle, hickory spp., white wood aster, bittersweet, and Virginia knotweed.

Unit: 258
Acreage: 0.44
Mgmt. Concern: No

<u>Site</u>	<u>Species</u>	<u>Height</u>	<u>Exotic</u>	<u>Historical</u>	<u>Uses</u>	<u>Disturbances</u>
Closed Forest	Oak, red	>30'		Full-crown	Vehicle access	Vagabond
Deciduous	Sugar maple	All				Dumping
Phanerophytes	Box Elder	<5' & 5-30'				
Slope						
Dry						

Comments:

Yonkers property within our study area. Unit next to Mclean Ave and Saw Mill River Parkway. Lots of box elder regeneration in understory. Very tall, older sugar maple, and red oak. Hardly any sugar maple >5'. Slope is very unstable; it's easy to slip down. Other spp: American elm, Eastern hemlock, pin oak, white ash (<5'), great ragweed, Rubus, common hops, and other species on edge near mowed lawn.

Unit: 259
Acreage: 0.36
Mgmt. Concern: No

<u>Site</u>	<u>Species</u>	<u>Height</u>	<u>Exotic</u>	<u>Historical</u>	<u>Uses</u>	<u>Disturbances</u>
Closed Forest	Red pine	>30' & 5-30'			Vagabond	Compaction
Evergreen	Norway maple	>30' & 5-30'	Yes		Foot traffic	Trash
Phanerophytes	Eastern hemlock	>30' & 5-30'				
Undulating						
Dry						

Comments:

Stand of planted conifers serving as screen between buildings at northern end of park and ballfield. Ground is nearly devoid of vegetation over most of unit, except for patches of black oak and black cherry saplings near the end of the unit adjacent to unit 257. Other spp: one large mulberry (>30'), American elm, black walnut, Ailanthus, goldenrod, CSG and rose.

Unit: 260
Acreage: 0.53
Mgmt. Concern: Yes

<u>Site</u>	<u>Species</u>	<u>Height</u>	<u>Exotic</u>	<u>Historical</u>	<u>Uses</u>	<u>Disturbances</u>
Closed Forest	Pine, white	>30'		Exotics	Foot traffic	Erosion
Mixed	Locust, black	>30'		Full-crown	Vehicle access	Compaction
Hemicryptophytes					Picnic	
Slope						
Dry						

Comments:

Large, thin stand of white pine bordering Indian Field. Small pocket of black locust (>30') in its midst. One large American elm and black cherry; a few seedlings of these deciduous trees here. Wooden bollards in part of unit, but cars still drive into here and park. Little CSG on ground (it's mowed). Lots of root exposure, erosion, soil compaction. MC: because of these problems and vehicle access.

Unit: 261
Acreage: 0.26
Mgmt. Concern: No

<u>Site</u>	<u>Species</u>	<u>Height</u>	<u>Exotic</u>	<u>Historical</u>	<u>Uses</u>	<u>Disturbances</u>
Closed Forest	American elm	All		Landfill	Foot traffic	Compaction
Deciduous	Ailanthus	All	Yes			Trash
Phanerophytes	Cherry, black	All				
Slope	Sassafras	All				
Dry						

Comments:

Disturbed roadside forest between Major Deegan ramp and tennis courts. Mostly pioneering trees species. Understory mostly regenerating Ailanthus and American elm with a lot of mugwort on edges. Unit crosses paved walking path and includes an active fence and guardrail. Other spp: pin oak, black locust, bittersweet, dogbane, Japanese honeysuckle, cypress spurge, goldenrod, poison ivy, lamb's quarters, wild asparagus, Aster, chicory, CSG, Queen Anne's lace, common ragweed, great ragweed and poor-man's pepper.

Unit: 262
Acreage: 0.16
Mgmt. Concern: No

<u>Site</u>	<u>Species</u>	<u>Height</u>	<u>Exotic</u>	<u>Historical</u>	<u>Uses</u>	<u>Disturbances</u>
Closed Forest	Locust, black	>30' & 5-30'	Yes	Landfill	Foot traffic	Compaction
Deciduous						Trash
Phanerophytes						
Slope						
Dry						

Comments:

Disturbed roadside forest between Major Deegan North and ballfield. Lots of regenerating American elm and Ailanthus. Active fence and guardrail. Other spp: Norway maple, crabapple, black cherry, honey locust saplings, silver maple, Japanese honeysuckle, bittersweet, mugwort, goldenrod, rose, garlic mustard, Virginia creeper, Virginia knotweed, white avens, deadly nightshade, oak spp. (<5'), Asiatic dayflower, young white ash, red clover, wood sorrel, poorman's pepper, CSG, great ragweed, cypress spurge, rose-of-Sharon, etc.

Unit: 263
Acreage: 0.43
Mgmt. Concern: Yes

<u>Site</u>	<u>Species</u>	<u>Height</u>	<u>Exotic</u>	<u>Historical</u>	<u>Uses</u>	<u>Disturbances</u>
Closed Forest	Cherry, black	All		Landfill		Compaction
Deciduous	Locust, honey	All	Yes			Dumping
Lianas	J. Honeysuckle	<5' & 5-30'	Yes			Trash
Slope						
Dry						

Comments:

Disturbed roadside forest with mixed pioneering trees. American elm and Ailanthus along Deegan north. Active fence and guardrail. MC: dumping and soil compaction. Other trees: willow oak, black locust, Norway maple, tulip tree, sweetgum, pin oak, Virginia creeper, Japanese honeysuckle, poison ivy, and bindweed dominate understory. Other spp: mugwort, rose, Virginia knotweed, Aster, goldenrod, CSG, Joe-Pye weed, cypress spurge, common evening primrose, thistle sp., butter-and-eggs, white avens, chicory, garlic mustard, etc.

Unit: 264
Acreage: 0.31
Mgmt. Concern: No

<u>Site</u>	<u>Species</u>	<u>Height</u>	<u>Exotic</u>	<u>Historical</u>	<u>Uses</u>	<u>Disturbances</u>
Woodland	Ailanthus	All	Yes	Landfill		Compaction
Deciduous	Cherry, black	All				Trash
Phanerophytes						
Slope						
Dry						

Comments:

Woodland along Indian Fields ballfield. Unit may have been landfilled to raise ballfield. Other trees: sweetgum, American elm, pin oak, Norway maple, and white ash. Understory dominated by regenerating Ailanthus and black cherry. Other spp: arrowwood, spicebush, garlic mustard, rose, blackberry, Virginia creeper, jewelweed, Aster, poison ivy, sensitive fern, Jack-in-the-pulpit, common ragweed, great ragweed, sweet pepperbush, false Solomon's seal, mugwort, and Virginia knotweed.

Unit: 265
Acreage: 0.20
Mgmt. Concern: Yes

<u>Site</u>	<u>Species</u>	<u>Height</u>	<u>Exotic</u>	<u>Historical</u>	<u>Uses</u>	<u>Disturbances</u>
Closed Forest	Norway maple	All	Yes	Culvert	Foot traffic	Compaction
Deciduous	Locust, black	>30' & 5-30'	Yes		Dirt bikes	Dumping
Therophytes						Erosion
Slope						
Dry						

Comments:

Very disturbed strip of Norway maple and black locust adjacent to ballfield. Probably landfilled to raise ballfield. MC: soil is mostly compacted, there is erosion on slope, also a lot of dumping and dirt bike access. Other species along ballfield: black cherry, American elm, Ailanthus, poison ivy, lots of great ragweed, Virginia knotweed, mugwort, honewort, garlic mustard, Jack-in-the-pulpit, white avens, catbrier, arrowwood, spicebush, Aster and false Solomon's seal.

Unit: 266
Acreage: 0.33
Mgmt. Concern: Yes

<u>Site</u>	<u>Species</u>	<u>Height</u>	<u>Exotic</u>	<u>Historical</u>	<u>Uses</u>	<u>Disturbances</u>
Closed Forest	Cherry, black	All			Foot traffic	Compaction
Deciduous						Trash
Phanerophytes						
Slope						
Dry						

Comments:

Disturbed edge of mostly black cherry with regeneration. Probably landfilled to raise ballfield. MC: Trash and dirt bike entry. Other spp: mapleleaf viburnum, Virginia knotweed, white wood aster, arrowwood, thin-leaved sunflower, poison ivy, Virginia creeper, great ragweed, jewelweed, pokeweed, white ash, small tulip tree, small Ailanthus, 1 pin oak, and buckthorn.

Unit: 267
Acreage: 0.10
Mgmt. Concern: No

<u>Site</u>	<u>Species</u>	<u>Height</u>	<u>Exotic</u>	<u>Historical</u>	<u>Uses</u>	<u>Disturbances</u>
Vineland	Grape, wild	All			Foot traffic	Compaction
Deciduous	Ash, white	All				Trash
Chamaephytes	Cherry, black	All				
Slope	Arrowwood	<5' & 5-30'				
Dry						

Comments:

Vineland bordering ballfield consisting of mostly wild grape and some bittersweet covering a canopy of white ash and black cherry. Understory is thick with mostly arrowwood and rose. Trash throughout. Herbaceous spp. on border of ballfield: great ragweed, jewelweed, dogbane, deadly nightshade, Polygonum sp., Aster, beggar ticks, CSG, common ragweed, common plantain. Walking path on edge of unit blocked by a fallen black locust. Other spp: Ailanthus <15', hickory spp. <5', bittersweet, poison ivy, thin-leaved sunflower, American elm <15'.

Unit: 268
Acreage: 3.52
Mgmt. Concern: No

<u>Site</u>	<u>Species</u>	<u>Height</u>	<u>Exotic</u>	<u>Historical</u>	<u>Uses</u>	<u>Disturbances</u>
Closed Forest	Locust, black	All	Yes		Foot traffic	Dumping
Deciduous	Cherry, black	All			Vehicle access	Compaction
Phanerophytes						Vandalism
Undulating						
Dry						

Comments:

Another large black locust-black cherry tract. Eastern half (near unit 287) has more arrowwood and a thicker understory. West end is more open and Virginia knotweed dominates the groundcover (versus false Solomon's seal in east). Unit is characteristic of openings where trees fall-- there are lots of trees/shrub/vines coming in. Part of unit extends into unit 276 where groundcover is much the same. Small rocky ledges in one spot. Scattered trees are American elm, Ailanthus, and Norway maple. Quite a bit of Ailanthus regeneration in openings etc.

Unit: 269
Acreage: 0.30
Mgmt. Concern: No

<u>Site</u>	<u>Species</u>	<u>Height</u>	<u>Exotic</u>	<u>Historical</u>	<u>Uses</u>	<u>Disturbances</u>
Closed Forest Mixed Phanerophytes Slope Dry	Pine, white	>30'		Exotics	Foot traffic Vehicle access	Compaction Erosion

Comments:

Another white pine stand (adjacent to unit 260) with deciduous understory and more natural groundcover. Some of the regenerating trees in the understory are black locust, black cherry, Norway maple, white ash. A few black locust and black cherry 5-30' and <30'. Other spp. are Aster, poison ivy, goldenrod, Virginia knotweed, Asiatic dayflower, CSG, deadly nightshade, great ragweed and garlic mustard. A couple pin oaks along sidewalk are in unit. Erosion/soil compaction not nearly as severe here, although there is root exposure and silt on sidewalk.

Unit: 270
Acreage: 0.17
Mgmt. Concern: No

<u>Site</u>	<u>Species</u>	<u>Height</u>	<u>Exotic</u>	<u>Historical</u>	<u>Uses</u>	<u>Disturbances</u>
Woodland Deciduous Lianas Slope Dry	Ash, white Cherry, black	All All		Landfill		Compaction Trash

Comments:

Young roadside woodland along Major Deegan Expressway North. Some hickory spp. mixed with above species on top of slope. Japanese honeysuckle, Virginia creeper, bittersweet, poison ivy and bindweed dominate understory. Active fence and guardrail. Other trees: honey locust, pin oak and Norway maple. Other spp: rose, young Eastern cottonwood, mugwort, dandelion, buckthorn, false Solomon's seal, Aster, goldenrod, garlic mustard, Virginia knotweed, deadly nightshade, common evening primrose and wood sorrel.

Unit: 271
Acreage: 0.20
Mgmt. Concern: Yes

<u>Site</u>	<u>Species</u>	<u>Height</u>	<u>Exotic</u>	<u>Historical</u>	<u>Uses</u>	<u>Disturbances</u>
Woodland	Cherry, black	All				Dumping
Deciduous	Hickory, shagbark	All				Compaction
Lianas	Ash, white	<5' & 5-30'				Fire
Slope						
Dry						

Comments:

Community structure may change to a forest with a lot of regenerating black cherry, white ash, some hickory spp. Other trees: pin oak along Major Deegan Expressway North, red oak, tulip tree and sweetgum. Groundcover is mostly poison ivy, catbrier, bittersweet and Japanese honeysuckle. MC: dumping and fire. Other spp: Norway maple, elderberry, blackberry, wild grape, Virginia knotweed, goldenrod, wild geranium, ferns, Joe-Pye weed, honewort, false Solomon's seal, Virginia creeper, mugwort, arrowwood, regenerating oak, etc.

Unit: 272
Acreage: 9.48
Mgmt. Concern: Yes

<u>Site</u>	<u>Species</u>	<u>Height</u>	<u>Exotic</u>	<u>Historical</u>	<u>Uses</u>	<u>Disturbances</u>
Closed Forest	Sweetgum	All		Culvert	Foot traffic	Compaction
Deciduous	Oak, pin	>30' & 5-30'			Vagabond	Dumping
Chamaephytes	Ash, white	All			Dirt bikes	Fire
Slope	Spicebush	<5' & 5-30'				
Moist	Arrowwood	<5' & 5-30'				

Comments:

Large moist forest, appears to be seasonally wet. Sweetgum and pin oak dominate canopy with many young white ash. Large stand of pin oaks toward ballfield. Walking paths throughout and culvert. MC: fire, dumping, vagabond, hangouts, and dirtbikes. Other spp. in abundance: jewelweed, Virginia knotweed, false Solomon's seal, Aster, poison ivy, box elder, American elm, red maple, hickory spp., and some Jack-in-the-pulpit. Active fence and guardrail. Other spp: white oak, oak spp., black cherry, dogwood, shagbark hickory, etc.

Unit: 273
Acreage: 0.16
Mgmt. Concern: No

<u>Site</u>	<u>Species</u>	<u>Height</u>	<u>Exotic</u>	<u>Historical</u>	<u>Uses</u>	<u>Disturbances</u>
Woodland	Cherry, black	All			Foot traffic	
Deciduous	Grape, wild	<5' & >30'			Vagabond	
Lianas						
Level						
Dry						

Comments:

Woodland of black cherry, with some white ash, 1 white oak, 1 red oak and 1 Ailanthus. Some vines on trees, but mostly contained to understory which is covered with wild grape. Under vine layer is regenerating black cherry, blackberry and rose. Large pit in center of unit. Some trash. Lots of birdlife. Other herbaceous spp: white wood aster, jewelweed, Virginia creeper, wild geranium, goldenrod, catbrier, dogwood spp., Rubus, Virginia creeper, hickory sp., arrowwood, pokeweed, false Solomon's seal, thin-leaved sunflower, spicebush, etc.

Unit: 274
Acreage: 0.11
Mgmt. Concern: No

<u>Site</u>	<u>Species</u>	<u>Height</u>	<u>Exotic</u>	<u>Historical</u>	<u>Uses</u>	<u>Disturbances</u>
Vineland	Bittersweet	All		Landfill		Trash
Deciduous	Ash, white	<5' & 5-30'				
Lianas	Mugwort	<5'				
Slope						
Dry						

Comments:

Two non-contiguous strips of roadside vineland. Bittersweet grows upon white ash, blackhaw, black cherry, some pin oaks and a silver maple. Strip of mugwort and other roadside species along fence and guardrail at highway. Lots of poison ivy in unit. A few fallen trees on fence. Other spp: catbrier, common evening primrose, Rubus, enchanter's nightshade, Virginia knotweed, hawthorn, Virginia creeper, wild lettuce, Aster, goldenrod, wild parsnip, bindweed, CSG, Japanese honeysuckle, dogbane, etc.

Unit: 275
Acreage: 0.10
Mgmt. Concern: No

<u>Site</u>	<u>Species</u>	<u>Height</u>	<u>Exotic</u>	<u>Historical</u>	<u>Uses</u>	<u>Disturbances</u>
Closed Forest Deciduous Chamaephytes Level Dry	Sassafras	All			Foot traffic Other	Compaction Compaction Vandalism

Comments:

Small patch of Sassafras between oak unit (276) and sweetgum unit (272). Two American elm and one sweetgum in canopy. Path runs through unit. Understory mostly arrowwood with jewelweed, mapleleaf viburnum, false nettle. A few chopped trees. Other spp.: pokeweed, Jack-in-the-pulpit, wild grape, white avens, Aster, Virginia creeper, black cherry, Virginia knotweed and poison ivy.

Unit: 276
Acreage: 10.52
Mgmt. Concern: Yes

<u>Site</u>	<u>Species</u>	<u>Height</u>	<u>Exotic</u>	<u>Historical</u>	<u>Uses</u>	<u>Disturbances</u>
Woodland Deciduous Phanerophytes Undulating Dry	Oak, black Oak, white Oak, red Cherry, black	<5' & >30' >30' <5' & >30' <5' & 5-30'		Landfill Fence	Foot traffic Campfire/ party	Fire Compaction Trash

Comments:

Old growth oak woodland. Unit includes two non-continuous areas. Many walking trails and birdlife throughout. MC: fire and a landfilled area on the eastern boundary. Understory has a lot of regenerating trees mixed with a large variety of herbaceous sp. Dominants are panicked tick-trefoil, hoary tick-trefoil, Joe-Pye weed, Aster, goldenrod. Broadwing hawk sighted(?) and remains of a skunk (great horned owl predation?). Possibility of unit becoming a black cherry forest in the distant future.

Unit: 277
Acreage: 0.23
Mgmt. Concern: Yes

<u>Site</u>	<u>Species</u>	<u>Height</u>	<u>Exotic</u>	<u>Historical</u>	<u>Uses</u>	<u>Disturbances</u>
Closed Forest Deciduous Chamaephytes Slope Dry	Cherry, black	<5' & >30'			Foot traffic	Fire Trash

Comments:

Black cherry forest with little regeneration. Understory is predominantly blackberry with fringed loosestrife and Ailanthus (mostly under 10'). Ground is thickly vegetated. Some dead trees and trash. Fire is evident. Footpaths. Other species scattered throughout: few small hickory spp, Sassafras, oak spp., white ash, black locust (all <5'), Jack- in- the- pulpit, Asiatic dayflower, false Solomon's seal, Virginia creeper, Virginia knotweed, some arrowwood, catbrier, poison ivy, Joe- Pye weed, rose, pokeweed, Aster, goldenrod, violet, etc.

Unit: 278
Acreage: 0.40
Mgmt. Concern: Yes

<u>Site</u>	<u>Species</u>	<u>Height</u>	<u>Exotic</u>	<u>Historical</u>	<u>Uses</u>	<u>Disturbances</u>
Closed Forest Deciduous Phanerophytes Slope Dry	Cherry, black Locust, black Sassafras	All <5' & >30' All	Yes		Foot traffic	Dumping Trash

Comments:

Mixed canopy forest along Van Cortlandt Park East. Unit includes sidewalk with 6 large planted pin oaks. Other trees: hickory spp., white ash, American elm, Ailanthus and Norway maple. Understory dominated with regenerating trees amidst a lot of trash and some light dumping(MC). A lot of poison ivy, Virginia creeper, Virginia knotweed, several Jack-in-the-pulpit, and Japanese honeysuckle. Many other herbaceous species and shrubs: poor-man's-pepper, Asiatic dayflower, wood sorrel, arrowwood, stickweed, elderberry, goldenrod, etc.

Unit: 279
Acreage: 0.16
Mgmt. Concern: No

<u>Site</u>	<u>Species</u>	<u>Height</u>	<u>Exotic</u>	<u>Historical</u>	<u>Uses</u>	<u>Disturbances</u>
Vineland	Virginia creeper	All		Landfill	Guardrail	Trash
Deciduous	Ash, white	All				Dumping
Chamaephytes	Sweetgum	All				
Slope						
Dry						

Comments:

Vineland of mostly Virginia creeper covering mostly white ash and sweetgum. Vines are more concentrated on canopy with understory mostly spicebush, blackhaw, arrowwood and rose. A lot of regenerating black cherry and Ailanthus. Unit probably landfilled for highway. Some trash. Other trees in canopy: willow oak, white ash, red oak, silver maple, pin oak. Other spp: white avens, honewort, Virginia knotweed, Aster, Rubus, violet, catbrier, lamb's quarters, wild lettuce, wild geranium, common evening primrose, rose-of-Sharon, goldenrod, etc.

Unit: 280
Acreage: 0.47
Mgmt. Concern: Yes

<u>Site</u>	<u>Species</u>	<u>Height</u>	<u>Exotic</u>	<u>Historical</u>	<u>Uses</u>	<u>Disturbances</u>
Herbaceous	Jewelweed	<5'			Foot traffic	
	Rose	<5' & 5-30'	Yes			
Therophytes	Bittersweet	<5' & 5-30'	Yes			
Level	Goldenrod	<5'				
Dry	Mugwort	<5'	Yes			
	Grape, wild	5-30'&<5'				

Comments:

Clearing where paths intersect consisting of a variety of species. Difficult to pick out one clear dominant in the species list. MC: Maintain as a wildflower/meadow edge; monitor liana growth. Many other species including three-seeded mercury, mad dog skullcap, Rubus, great ragweed, Joe-Pye weed, oak seedlings, white ash (<5'), honewort, garlic mustard, Aster, false nettle, Virginia knotweed, CSG, path rush, smartweed, common plantain, avens sp., poison ivy, dogbane, mulberry, enchanter's nightshade, small oak trees, etc.

Unit: 281
Acreage: 0.84
Mgmt. Concern: No

<u>Site</u>	<u>Species</u>	<u>Height</u>	<u>Exotic</u>	<u>Historical</u>	<u>Uses</u>	<u>Disturbances</u>
Closed Forest	Locust, black	All			Foot traffic	Fire
Deciduous	Oak, black	<5' & >30'				Trash
Phanerophytes						Compaction
Slope						
Dry						

Comments:

Transitional zone of a young black locust forest between the large unit 276. Some larger, older-growth black oaks in unit. Fire. Walking paths throughout. Some trash. Other spp: wild grape, bittersweet, black cherry, sweetgum, hickory spp. >5', Sassafras <5', hoary tick trefoil, young Ailanthus, poison ivy, Virginia creeper, violet, Aster, spicebush, deadly nightshade, thin-leaved aster, Joe-Pye weed, catbrier, and young red maple.

Unit: 282
Acreage: 0.40
Mgmt. Concern: Yes

<u>Site</u>	<u>Species</u>	<u>Height</u>	<u>Exotic</u>	<u>Historical</u>	<u>Uses</u>	<u>Disturbances</u>
Closed Forest	Oak, red	<5' & >30'			Foot traffic	Fire
Deciduous						Auto
Hemicryptophytes						Trash
Level						
Dry						

Comments:

Fairly closed canopy forest of even-aged oaks, predominately red oak. A few pin oak, Sassafras, 1 black oak, black cherry, hickory spp. Lots of black cherry regeneration. Area has been burned. Auto on path. Some trash. More viney across path. Scattered regeneration of hickory spp., Ailanthus, black locust, Sassafras, oak spp. Some dead and dying trees. Other spp: CSG, whorled loosestrife, Indian pipe, rose, Aster, goldenrod, false Solomon's seal, Rubus, poison ivy, yarrow, arrowwood, violet, agrimony, wild geranium, wild strawberry, etc.

Unit: 283
Acreage: 0.17
Mgmt. Concern: No

<u>Site</u>	<u>Species</u>	<u>Height</u>	<u>Exotic</u>	<u>Historical</u>	<u>Uses</u>	<u>Disturbances</u>
Closed Forest	Locust, black	>30' & 5-30'	Yes	Landfill		Fire
Deciduous	Oak, pin	>30' & 5-30'				
Therophytes	Sassafras	<5' & 5-30'				
Slope						
Dry						

Comments:

Transitional area where trees from surrounding units make up overstory and groundcover, is much like unit 274. Unit slopes down from unit 276 toward unit 287. Regeneration in lower area. Although much of canopy touches, unit is very open. Not many trees. Groundcover mainly thin-leaved sunflower, Rubus, Asiatic dayflower, goldenrod. Other spp: rose, false Solomon's seal, ferns, Virginia knotweed, Japanese honeysuckle, elderberry, poison ivy, arrowwood, white ash <5', Joe-Pye weed, pokeweed, sweetgum <5', devil's walking stick, etc.

Unit: 284
Acreage: 0.30
Mgmt. Concern: No

<u>Site</u>	<u>Species</u>	<u>Height</u>	<u>Exotic</u>	<u>Historical</u>	<u>Uses</u>	<u>Disturbances</u>
Closed Forest	Sassafras	>30' & 5-30'			Foot traffic	Trash
Deciduous	Cherry, black	<5' & 5-30'			Vehicle access	Dumping
Phanerophytes						
Slope						
Dry						

Comments:

Lots of black cherry regeneration, not much Sassafras. Dumping and trash. Unit borders Van Cortlandt Park East. Fair amount of sweetgum present. One yew <2'. Other spp: pin oak, Ailanthus, Aster, carrion flower, violet, thin-leaved sunflower, Virginia knotweed, royal fern, Japanese barberry, rose, black locust, red maple, arrowwood, poison ivy, Norway maple, bittersweet, goldenrod, Virginia creeper, etc.

Unit: 285
Acreage: 0.09
Mgmt. Concern: No

<u>Site</u>	<u>Species</u>	<u>Height</u>	<u>Exotic</u>	<u>Historical</u>	<u>Uses</u>	<u>Disturbances</u>
Vineland Deciduous Lianas Level Dry	Bittersweet	<5' & 5-30'	Yes			Dumping

Comments:

Bittersweet vines growing on trees nearby (mostly on ground) adjacent to Van Cortlandt Park East. Other spp: black locust <5', Aster, Virginia knotweed, goldenrod, Ailanthus <5', black cherry <5', 1 sweet cherry, hickory spp. <5' and Norway maple.

Unit: 286
Acreage: 0.51
Mgmt. Concern: No

<u>Site</u>	<u>Species</u>	<u>Height</u>	<u>Exotic</u>	<u>Historical</u>	<u>Uses</u>	<u>Disturbances</u>
Closed Forest Deciduous Phanerophytes Level Dry	Oak, red Sweetgum	>30' All				

Comments:

Small area near intersection of paths that is drier and has more red oak than surrounding unit 272. Other spp: white ash <5', American beech, Virginia knotweed, Rubus, jewelweed, black cherry, tulip tree, arrowwood, Sassafras <5', willow sp. <5', mapleleaf viburnum, ferns, Aster, white oak, false Solomon's seal, goldenrod, red maple, Joe-Pye weed, spicebush, Virginia creeper, etc.

Unit: 287
Acreage: 0.94
Mgmt. Concern: Yes

<u>Site</u>	<u>Species</u>	<u>Height</u>	<u>Exotic</u>	<u>Historical</u>	<u>Uses</u>	<u>Disturbances</u>
Closed Forest	Sweetgum	All			Foot traffic	Dumping
Deciduous	Red maple	<5' & 5-30'				Vandalism
Phanerophytes	Oak, pin	>30' & 5-30'				Compaction
Level	Cherry, black	<5' & 5-30'				
Moist	Arrowwood	<5' & 5-30'				

Comments:

Disturbed wet-site forest. More black cherry and some red maple and white ash regeneration. Large pin oaks and white ash present. Quite a bit of arrowwood. Understory half open, half thick. A few footpaths; channel in western half. MC: manage for wet-site species, exclude foot traffic, monitor catbrier expansion. Other spp: Sassafras, Virginia knotweed, honewort, jewelweed, sensitive fern, ferns, enchanter's nightshade, white oak >30', sweet pepperbush, violet, American hornbeam, skunk cabbage, jewelweed, Virginia creeper, etc.

Unit: 288
Acreage: 0.47
Mgmt. Concern: No

<u>Site</u>	<u>Species</u>	<u>Height</u>	<u>Exotic</u>	<u>Historical</u>	<u>Uses</u>	<u>Disturbances</u>
Closed Forest	Oak, red	>30'		Full-crown	Foot traffic	Dumping
Deciduous	Cherry, black	All		Exotics	Vehicle access	
Lianas	Catbrier	<5' & 5-30'				
Slope						
Dry						

Comments:

Edge unit along Van Cortlandt Park East. Red oak dominates along with a few white, pin and one black oak. Black cherry is the dominant understory tree throughout. Quite a few sweetgum and hickory spp. Catbrier heavy on ground, shrubs and choking some of the regenerating trees. Lots of poison ivy near street. Vines will eventually dominate, but it may be a while (already less foot traffic). Other spp: Norway maple <5', blackhaw, arrowwood, red maple, buckthorn, porcelain berry, Sassafras, black birch, false Solomon's seal, etc.

Unit: 289
Acreage: 0.14
Mgmt. Concern: No

<u>Site</u>	<u>Species</u>	<u>Height</u>	<u>Exotic</u>	<u>Historical</u>	<u>Uses</u>	<u>Disturbances</u>
Herbaceous	Mugwort	<5' & 5-30'	Yes	Landfill		Dumping
Hemicryptophytes	Clover, sweet white	<5' & 5-30'	Yes			Compaction
Level						
Dry						

Comments:

Herbaceous patch of the above species on built up landfill along side Major Deegan Expressway. Lots of concrete, some bare soil. Fence and guardrail in unit. Unit does slope down toward forest on its edges. Other spp: butter-and-eggs, poison ivy, Virginia creeper, Eastern cottonwood, Ailanthus <5', CSG, goldenrod, common evening primrose, chicory, and one large pin oak and one large sweetgum.

Unit: 290
Acreage: 0.47
Mgmt. Concern: No

<u>Site</u>	<u>Species</u>	<u>Height</u>	<u>Exotic</u>	<u>Historical</u>	<u>Uses</u>	<u>Disturbances</u>
Closed Forest	Cherry, black	<5' & 5-30'				Trash
Deciduous						Dumping
Phanerophytes						
Undulating						
Dry						

Comments:

Black cherry with mixed species. Sweetgum scattered in unit, patch of black birch. Channel from unit 287 here (there's lots of boulders). Fallen trees. Very slight depressions. Other spp: Virginia knotweed, Virginia creeper, American elm, Rubus, spicebush, poison ivy, red maple, trumpet creeper, witch hazel, tulip tree, Aster, bittersweet, wild grape, skunk cabbage, jewelweed, Ailanthus, fringed loosestrife, pokeweed, garlic mustard, thin-leaved sunflower, Joe-Pye weed, ferns, etc.

Unit: 291
Acreage: 0.13
Mgmt. Concern: No

<u>Site</u>	<u>Species</u>	<u>Height</u>	<u>Exotic</u>	<u>Historical</u>	<u>Uses</u>	<u>Disturbances</u>
Closed Forest Deciduous Phanerophytes Level Moist	Ash, white Hawthorn	All <5' & 5-30'		Landfill Exotics	Vagabond	Dumping Trash

Comments:

Small disturbed forest with some planted trees. White ash abundant (area probably floods) plus a lot of hawthorn regeneration. Landfilled slope, lots of concrete debris, dumping, trash, and a vagabond homestead. Rose growing into some trees. Herbaceous edge near path. Other spp: goldenrod, 1 Northern catalpa, 1 Eastern cottonwood >30', 1 willow oak, 1 pin oak, sweetgum, great ragweed, Joe-Pye weed, mugwort, common evening primrose, and smooth sumac.

Unit: 292
Acreage: 0.27
Mgmt. Concern: No

<u>Site</u>	<u>Species</u>	<u>Height</u>	<u>Exotic</u>	<u>Historical</u>	<u>Uses</u>	<u>Disturbances</u>
Herbaceous Geophytes Slope Moist	Phragmites	<5' & 5-30'				

Comments:

Small strip of Phragmites in a slope/ditch leading down toward unit 272. Quite a few young ash present (some dead). Lots of rose, Joe-Pye weed, goldenrod, and mugwort throughout. Other spp: poison ivy, bittersweet, clearweed, honewort, Japanese honeysuckle, dodder, thistle, CSG, Virginia knotweed, narrow-leaved mountain mint, great ragweed, jewelweed, and black willow 5-30'.

Unit: 293
Acreage: 0.50
Mgmt. Concern: Yes

<u>Site</u>	<u>Species</u>	<u>Height</u>	<u>Exotic</u>	<u>Historical</u>	<u>Uses</u>	<u>Disturbances</u>
Closed Forest	Oak spp.	<5' & 5-30'			Foot traffic	Fire
Deciduous	Birch, gray	<5' & 5-30'				
Phanerophytes	Cherry, black	<5' & 5-30'				
Slope	Sweetgum	All				
Dry						

Comments:

Patch of regenerating trees (~15'). Recent fire scars. Either red/black oak is dominant (at this point, it's indistinguishable). Other oaks are chestnut (1), white and pin. Besides dominants listed above, other trees regenerating are black birch, black locust, white ash, flowering dogwood, buckthorn. Trees over 30' include black oak, sweetgum, American elm, American beech, and white oak. Other spp: Aster dominated groundcover; highbush blueberry, arrowwood, ferns, bittersweet, goldenrod, starry campion, violet, mapleleaf viburnum, etc.

Unit: 294
Acreage: 0.16
Mgmt. Concern: No

<u>Site</u>	<u>Species</u>	<u>Height</u>	<u>Exotic</u>	<u>Historical</u>	<u>Uses</u>	<u>Disturbances</u>
Closed Forest	Birch, gray	5'-30'		Foundation		
Deciduous	Cherry, black	<5' & 5-30'		Landfill		
Phanerophytes						
Level						
Dry						

Comments:

Transitional zone between black locust woods and vines and large oak woodland (unit 276). Honewort dominates the groundcover. Possibility that this was the old nursery site. Other trees include black locust, red oak, pin oak, buckthorn, hickory spp., Ailanthus <5', and very large old apple tree. Bittersweet vines invading unit. Other spp: blackhaw, Virginia knotweed, false Solomon's seal, thin-leaved sunflower, enchanter's nightshade, garlic mustard, poison ivy, honewort and Rubus. Unit relatively level but some depressions and holes.

Unit: 295
Acreage: 0.19
Mgmt. Concern: No

<u>Site</u>	<u>Species</u>	<u>Height</u>	<u>Exotic</u>	<u>Historical</u>	<u>Uses</u>	<u>Disturbances</u>
Vineland	Bittersweet	All	Yes	Full-crown	Foot traffic	
Deciduous	Ailanthus	<5' & 5-30'	Yes			
Lianas	Locust, black	5'-30'	Yes			
Undulating	J. Honeysuckle	<5' & 5-30'	Yes			
Dry						

Comments:

Vineland of mostly bittersweet growing on Ailanthus, black locust and a large (fullcrown) American elm. Vines growing on ground also. Other spp: black cherry regeneration, white wood, aster, rose, arrowwood, Norway maple seedlings, oak spp. seedlings, garlic mustard, wild grape, Rubus, false Solomon's seal and poison ivy.

Unit: 296
Acreage: 0.47
Mgmt. Concern: No

<u>Site</u>	<u>Species</u>	<u>Height</u>	<u>Exotic</u>	<u>Historical</u>	<u>Uses</u>	<u>Disturbances</u>
Vineland	Bittersweet	All	Yes		Foot traffic	Compaction
Deciduous						
Lianas						
Level						
Dry						

Comments:

Bittersweet growing upon black locust and black cherry adjacent to unit 297. Poison ivy heavy in spots. Some tree crowns are free of vines but about to become entangled. Some black cherry regeneration. Other spp: Aster, thin-leaved sunflower, garlic mustard, jewelweed, enchanter's nightshade, buckthorn, Virginia knotweed, Ailanthus, white ash <5', mugwort, rose, Rubus, etc.

Unit: 297
Acreage: 2.57
Mgmt. Concern: No

<u>Site</u>	<u>Species</u>	<u>Height</u>	<u>Exotic</u>	<u>Historical</u>	<u>Uses</u>	<u>Disturbances</u>
Closed Forest	Locust, black	All	Yes		Foot traffic	Fire
Deciduous	Cherry, black	All				Dumping
Phanerophytes						Vandalism
Level						
Dry						

Comments:

Unit of solid black locust. In patches, medium sized black cherries grow in close association with black locust. Patches of herbaceous groundcover, and shrubby areas the result of surface fires. Some vine patches. Other spp: false nettle, rose, Rubus, mugwort, Virginia creeper, bittersweet, poison ivy, path rush, bindweed, elderberry, mulberry, Ailanthus regeneration, amur honeysuckle, buckthorn, wild lettuce. Many sawed/axed trees (vandalism).

Unit: 298
Acreage: 0.47
Mgmt. Concern: No

<u>Site</u>	<u>Species</u>	<u>Height</u>	<u>Exotic</u>	<u>Historical</u>	<u>Uses</u>	<u>Disturbances</u>
Closed Forest	Cherry, black	All			Foot traffic	Compaction
Deciduous						Trash
Therophytes						
Level						
Dry						

Comments:

Transitional unit of mostly black cherry with some Ailanthus, American elm, white ash, black locust in the canopy. Some openings in the canopy. Understory has patches of black cherry and Ailanthus regeneration. Ground vegetation is dominated by Virginia knotweed, along with patches of bittersweet and Virginia creeper. Other spp: garlic mustard, Aster, garden phlox, buckthorn, elderberry, poison ivy, young Norway maple, thin-leaved sunflower, sensitive fern, rose, great ragweed, jewelweed, enchanter's nightshade, and false Solomon's seal.

Unit: 299
Acreage: 0.64
Mgmt. Concern: No

<u>Site</u>	<u>Species</u>	<u>Height</u>	<u>Exotic</u>	<u>Historical</u>	<u>Uses</u>	<u>Disturbances</u>
Closed Forest Deciduous Phanerophytes Level Dry	Cherry, black	<5' & 5-30'		Exotics	Foot traffic Vehicle access Dirt bikes	Dumping Trash Compaction

Comments:

Another black cherry edge forest, but there is lots of regenerating Norway maple here which will be a factor in the future. A few foot trails. Some lawn and woody debris dumped here. Dirt bikes use major path near playground. Snags present. Larger trees: red oak, pin oak, Colorado blue spruce, tulip tree, sweetgum, hickory spp. Other spp: privet, crabapple, poison ivy, rose, Rubus, goldenrod, black locust, periwinkle, blackhaw, buckthorn, Virginia knotweed, great ragweed, CSG, grey birch, oak spp. <5', Virginia creeper, Sassafras, etc.

Unit: 300
Acreage: 0.16
Mgmt. Concern: Yes

<u>Site</u>	<u>Species</u>	<u>Height</u>	<u>Exotic</u>	<u>Historical</u>	<u>Uses</u>	<u>Disturbances</u>
Scrub Deciduous Chamaephytes Slope Dry	Smooth sumac Ash, white Cool season grass Common evening primrose Goldenrod	<5' & 5-30' <5' & 5-30' <5' <5' <5'		Landfill	Foot traffic	

Comments:

Nice scrub/meadow. White ash may eventually make unit succeed into woodland. Not as much primrose and goldenrod. Foot traffic on paved path. MC: Maintain in present state. Other plants: spotted knapweed, thistle, sweetgum <5', Rubus, chicory, Queen Anne's lace, redtop grass, butter-and-eggs, cow vetch, white vervain, Aster and mulberry.

Unit: 301
Acreage: 0.44
Mgmt. Concern: Yes

<u>Site</u>	<u>Species</u>	<u>Height</u>	<u>Exotic</u>	<u>Historical</u>	<u>Uses</u>	<u>Disturbances</u>
Woodland Deciduous Hemicryptophytes Level Dry	Mugwort Knotweed, Virginia	<5' & 5-30' <5'	Yes			Fire Trash Vandalism

Comments:

Mixed canopy woodland of black locust, American sycamore, Eastern cottonwood, red and pin oak, white ash, black cherry, Norway maple. Borders wet pin oak unit. Mugwort dominates understory with a large patch of jewelweed. MC: fire and tree cutting.

Regeneration of buckthorn throughout. Other spp: garlic mustard, blackberry, Aster, smartweed, ferns, false nettle, three-seeded mercury, hairy willow herb, poison ivy, common ragweed, wild grape, rose, dogbane and one crabapple.

Unit: 302
Acreage: 0.92
Mgmt. Concern: Yes

<u>Site</u>	<u>Species</u>	<u>Height</u>	<u>Exotic</u>	<u>Historical</u>	<u>Uses</u>	<u>Disturbances</u>
Closed Forest Deciduous Phanerophytes Depression Moist	Oak, pin Sweetgum Red maple	All All >30' & 5-30'		Vagabond		Fire Dumping Vandalism

Comments:

A moist, forested, slight depression of mostly pin oak, red maple and sweetgum mixed. Amur honeysuckle throughout. Patch of ferns in understory. Most of groundcover is dried leaf litter and burned twigs, and is devoid of vegetation. MC: some dumping, trees hacked, lots of auto parts. Other spp: black willow, Virginia knotweed, poison ivy, Virginia creeper, false nettle, buckthorn, dodder, CSG, great ragweed, mugwort, Eastern cottonwood, white ash, American elm and box elder.

Unit: 303
Acreage: 0.19
Mgmt. Concern: No

<u>Site</u>	<u>Species</u>	<u>Height</u>	<u>Exotic</u>	<u>Historical</u>	<u>Uses</u>	<u>Disturbances</u>
Closed Forest	Birch, gray	5'-30'				Fire
Deciduous	Buckthorn	<5' & 5-30'				Trash
Phanerophytes						Vandalism
Depression						
Moist						

Comments:

Stand of grey birch within a moist, shallow depression. The area has been burned, probably within past year. Regeneration of buckthorn, some saplings of same in one half of unit. Some Virginia creeper, pin oak seedlings, sweetgum seedlings. Most of ground covered in charred leaf litter and woody debris. Some medium-sized pin oaks, sweetgum, black locust mixed in with birches. Other spp: black cherry, white wood aster, pokeweed and Ailanthus.

Unit: 304
Acreage: 0.04
Mgmt. Concern: No

<u>Site</u>	<u>Species</u>	<u>Height</u>	<u>Exotic</u>	<u>Historical</u>	<u>Uses</u>	<u>Disturbances</u>
Vineland	Bittersweet	<5' & 5-30'	Yes		Foot traffic	Trash
Deciduous	Cherry, black	<5' & 5-30'				
Lianas	Ailanthus	<5' & 5-30'	Yes			
Level						
Dry						

Comments:

Patch of vineland growing up on medium- sized black cherry and Ailanthus. Also some large black locust partially covered with bittersweet, and some buckthorn overgrown. Path cuts through unit with vines hanging over it. Other spp: rose, Virginia knotweed, goldenrod, garlic mustard, white wood aster, a couple of ailing black birch, Virginia creeper, pin oak seedlings, false Solomon's seal. Some light trash.

Unit: 305
Acreage: 0.17
Mgmt. Concern: No

<u>Site</u>	<u>Species</u>	<u>Height</u>	<u>Exotic</u>	<u>Historical</u>	<u>Uses</u>	<u>Disturbances</u>
Scrub Deciduous Chamaephytes Depression Dry	Devil's wk. Stick	<5' & 5-30'				

Comments:

Thicket of above species, just south of unit 306. Other spp: Aster, bittersweet, goldenrod, Virginia knotweed, 1 black cherry, 1 sweetgum, 1 grey birch, etc.

Unit: 306
Acreage: 3.49
Mgmt. Concern: Yes

<u>Site</u>	<u>Species</u>	<u>Height</u>	<u>Exotic</u>	<u>Historical</u>	<u>Uses</u>	<u>Disturbances</u>
Woodland Deciduous Phanerophytes Slope Dry	Oak, red Oak, pin Oak, black	All <5' & >30' <5' & >30'			Foot traffic Dirt bikes Picnic	Compaction Trash Vandalism

Comments:

Large oak woodland. Lots of regeneration of black cherry, Sassafras, buckthorn, sweetgum, hickory spp., tulip tree, and oak spp. most about 3'. The trees 5-30' are hickory spp. Black oak in western part of unit on slope. Some large white oaks present plus other trees black birch, sweetgum, flowering dogwood, red maple and black cherry. MC: Lots of Sassafras and cherry regeneration should encourage oak spp. and hickory spp., also, too much foot traffic. Other spp: Aster, CSG, path rush, Rubus, Joe-Pye weed, tick trefoils, etc.

Unit: 307
Acreage: 0.20
Mgmt. Concern: No

<u>Site</u>	<u>Species</u>	<u>Height</u>	<u>Exotic</u>	<u>Historical</u>	<u>Uses</u>	<u>Disturbances</u>
Closed Forest	Cherry, black	<5' & 5-30'		Exotics	Foot traffic	Vandalism
Deciduous	Hickory spp.	<5' & 5-30'			Dirt bikes	Trash
Phanerophytes						Compaction
Undulating						
Dry						

Comments:

Small cherry hickory forest. Not as much hickory regeneration as cherry. Great mix of other species, as noted below. Lots of foot traffic to party area (unit 324). Other spp: pin oak <5', dogbane, white poplar <1'dbh, Virginia knotweed, day lily, bittersweet, red oak, Japanese honeysuckle, poison ivy, Aster, black locust <5', goldenrod, blackhaw, tulip tree, American elm, red maple, hawthorn sp., Joe-Pye weed, false Solomon's seal, enchanter's nightshade, and buckthorn sp.

Unit: 308
Acreage: 0.13
Mgmt. Concern: No

<u>Site</u>	<u>Species</u>	<u>Height</u>	<u>Exotic</u>	<u>Historical</u>	<u>Uses</u>	<u>Disturbances</u>
Closed Forest	Poplar, white	<5' & 5-30'		Exotics	Foot traffic	Trash
Deciduous	Cherry, black	<5' & 5-30'				
Phanerophytes						
Slope						
Dry						

Comments:

Small patch of white poplar growing behind playground on VC Park East. Lots of black cherry regeneration; also a little black locust. Area is fairly trashy, close to central abuse unit 324. Part of a felled tree in unit. Small herbaceous area adjacent to unit with dogbane, Queen Anne's lace, and tick trefoil spp. Other spp: rose, day lily, great ragweed, poison ivy, Virginia knotweed, Rubus, pin oak (5-30'), sweetgum, tulip tree >30', Japanese honeysuckle, goldenrod, grey birch, horse nettle, privet sp., etc.

Unit: 309
Acreage: 1.56
Mgmt. Concern: Yes

<u>Site</u>	<u>Species</u>	<u>Height</u>	<u>Exotic</u>	<u>Historical</u>	<u>Uses</u>	<u>Disturbances</u>
Closed Forest Deciduous Phanerophytes Undulating Dry	Cherry, black	All		Landfill Exotics	Dirt bikes Foot traffic Vehicle access	Compaction Erosion Trash

Comments:

Very disturbed unit with many compacted trails from dirtbikes. Quite a bit of Norway maple near street and some red maple too. May have been a wet-site forest in the past before disturbances when playground and field put in. Dumping particularly woody debris near street. Lots of glass, root exposure. Exotic plantings near street. Groundcover mostly bare soil and Virginia knotweed. Trees: London planetree, sourwood, yellowwood, Eastern red cedar, American elm, sweetgum; other plants: jet black bead, poison ivy, CSG, goldenrod, rose, day lily, etc.

Unit: 310
Acreage: 0.61
Mgmt. Concern: Yes

<u>Site</u>	<u>Species</u>	<u>Height</u>	<u>Exotic</u>	<u>Historical</u>	<u>Uses</u>	<u>Disturbances</u>
Woodland Deciduous Hemicryptophytes Slope Dry	Oak, pin	>30'		Landfill	Foot traffic	Erosion Trash

Comments:

Strip of pin oaks between mown area and street. Few other trees include Norway maple, black cherry, red oak. Understory consists of many different "weedy" herbaceous plants: mugwort, great ragweed, common ragweed, smartweed, white wood aster, bur-cucumber, Asiatic dayflower, dodder, Lamb's quarters, red clover, deadly nightshade, rabbit's foot clover, pokeweed, poor-man's-pepper, clotbur. MC: cribbing needs help; maybe some plantings.

Unit: 311
Acreage: 1.53
Mgmt. Concern: No

<u>Site</u>	<u>Species</u>	<u>Height</u>	<u>Exotic</u>	<u>Historical</u>	<u>Uses</u>	<u>Disturbances</u>
Closed Forest Deciduous Phanerophytes Slope Dry	Oak, red	All		Landfill Full-crown Exotics	Foot traffic	Dumping Trash

Comments:

Nice edge park near Major Deegan Expressway. Trees mostly 5-30'. A few scattered white, black and some pin oaks. Understory and groundcover varied. Black locust, rose, mugwort, and common ragweed growing near sidewalk. Quite a bit of oak seedlings. Other spp: white ash (5-30', <5'), American beech, red maple, crabapple, pathrush, CSG, mapleleaf viburnum, bittersweet, flowering dogwood, arrowwood, Sassafras, violet, Aster, false Solomon's seal, black birch, porcelain berry, Ailanthus, Joe-Pye weed, smooth sumac, wild grape, etc.

Unit: 312
Acreage: 1.44
Mgmt. Concern: Yes

<u>Site</u>	<u>Species</u>	<u>Height</u>	<u>Exotic</u>	<u>Historical</u>	<u>Uses</u>	<u>Disturbances</u>
Woodland Deciduous Phanerophytes Undulating Dry	Oak, red	All		Full-crown	Foot traffic	Auto Compaction Fire

Comments:

Red oak woodland along western edge of Phragmites stand. A few white oak and black oak >30'. Unit is fairly disturbed--soil compaction on well-defined paths, fire from abandoned auto. Channel runs through, from Phragmites to sweetgum (unit 272). Some fallen trees; some dying trees. Rock outcrops. Wet areas. MC: nice edge to Phragmites; great herbaceous mix cut down on disturbances. Other spp: black birch, black locust (most 8' or under), Sassafras, arrowwood, white ash, goldenrod, wild grape, bittersweet, mapleleaf viburnum, stargrass, etc.

Unit: 313
Acreage: 4.33
Mgmt. Concern: No

<u>Site</u>	<u>Species</u>	<u>Height</u>	<u>Exotic</u>	<u>Historical</u>	<u>Uses</u>	<u>Disturbances</u>
Herbaceous	Phragmites	<5' & 5-30'				Trash Fire
Geophytes						
Level						
Wet						

Comments:

Extensive stand of Phragmites (10'+) with some parts in standing water. Three culverts lead into the stand on the western edge. Some trash; fire scars on trees along boundaries. Few species mixed in: skunk cabbage, goldenrod, water plantain, jewelweed, CSG and horsetail. Other herbaceous spp., from surrounding units on edges: black willow (saplings), black cherry, Eastern cottonwood, oak spp.(<5'), sweetgum, white ash, bittersweet, bindweed, wild grape, Joe-Pye weed, mad-dog skullcap, Sassafras, Rubus, sweet pepperbush, elderberry, etc.

Unit: 314
Acreage: 0.13
Mgmt. Concern: No

<u>Site</u>	<u>Species</u>	<u>Height</u>	<u>Exotic</u>	<u>Historical</u>	<u>Uses</u>	<u>Disturbances</u>
Herbaceous	Jewelweed Bittersweet	<5' & 5-30' <5' & 5-30'				Fire Trash
Therophytes						
Level						
Dry						

Comments:

Jewelweed meadow half covered with bittersweet. Two small pin oak covered by vines. Some young dead black cherry--fire scarred. A bit of goldenrod and great ragweed. Areas adjacent to Phragmites covered with bindweed. Other scattered spp: thin-leaved sunflower, Joe-Pye weed, panicled tick trefoil, some garlic mustard, and a few young black cherry. Possibility of meadow becoming a vineland unit from spreading bittersweet and bindweed.

Unit: 315
Acreage: 0.06
Mgmt. Concern: No

<u>Site</u>	<u>Species</u>	<u>Height</u>	<u>Exotic</u>	<u>Historical</u>	<u>Uses</u>	<u>Disturbances</u>
Herbaceous	Joe-Pye weed	<5' & 5-30'				
Deciduous	Jewelweed	<5' & 5-30'				
Therophytes	Goldenrod	<5' & 5-30'				
Level						
Moist						

Comments:

Meadow of mostly Joe-Pye weed, jewelweed, and goldenrod with some clumps of rose; some small black willow on the edge. Bindweed scattered throughout. Also path rush, Phragmites, great ragweed, dodder, Rubus. Great butterfly insect area. Very thick herbaceous growth.

Unit: 316
Acreage: 0.16
Mgmt. Concern: No

<u>Site</u>	<u>Species</u>	<u>Height</u>	<u>Exotic</u>	<u>Historical</u>	<u>Uses</u>	<u>Disturbances</u>
Vineland	Grape, wild	<5' & 5-30'				
Deciduous	Goldenrod	<5' & 5-30'				
Lianas	Smooth sumac	<5' & 5-30'				
Level	Rose	<5' & 5-30'	Yes			
Dry						

Comments:

Patch of wild grape that is growing on and mixed in with a thick stand of smooth sumac, and a patch of mostly goldenrod. One pin oak, at southern end of unit, with vines growing up on it. In some areas, the vines are very dense; in others, the vines are mixed in with the herbaceous species. Vines appear to be spreading, becoming thicker. Other spp: jewelweed, Rubus, Joe-Pye weed, great ragweed and white vervain.

Unit: 317
Acreage: 0.70
Mgmt. Concern: No

<u>Site</u>	<u>Species</u>	<u>Height</u>	<u>Exotic</u>	<u>Historical</u>	<u>Uses</u>	<u>Disturbances</u>
Woodland	Locust, black	All	yes		Foot traffic	Vandalism
Deciduous	Ragweed, great	<5' & 5-30'				
Hemicryptophytes	Jewelweed	<5' & 5-30'				
Knoll	Rose	<5' & 5-30'	Yes			
Dry						

Comments:

Black locust woodland with tall herbaceous groundcover. Patches of thick black locust and black cherry regeneration scattered throughout. Rose and Rubus growing up through herbaceous cover. Other spp: mugwort, bellwort, Virginia knotweed, honewort, goldenrod, thin-leaved sunflower, Joe-Pye weed, CSG, American sycamore, large black locust snag covered by bittersweet, wild grape, Virginia stick seed. Many sawed trees/stumps.

Unit: 318
Acreage: 0.24
Mgmt. Concern: No

<u>Site</u>	<u>Species</u>	<u>Height</u>	<u>Exotic</u>	<u>Historical</u>	<u>Uses</u>	<u>Disturbances</u>
Woodland	Cherry, black	All				Fire
Deciduous	Mugwort	<5'	Yes			Compaction
Phanerophytes	Jewelweed	<5'				Trash
Level	Bittersweet	<5'	Yes			
Dry						

Comments:

Woodland with thick patches of black cherry. Few Ailanthus and grey birch mixed in. Foot trail intersects unit. Patches of mugwort, bittersweet, and jewelweed. Great ragweed scattered throughout with some thin-leaved sunflower. Other spp: buckthorn sp., common plantain, Aster, path rush, Joe-Pye weed, CSG, smartweed, Asiatic dayflower, goldenrod, poison ivy, Rubus, garlic mustard, false Solomon's seal, crabapple, black locust and Virginia knotweed.

Unit: 319
Acreage: 0.24
Mgmt. Concern: Yes

<u>Site</u>	<u>Species</u>	<u>Height</u>	<u>Exotic</u>	<u>Historical</u>	<u>Uses</u>	<u>Disturbances</u>
Woodland	Willow, black	>30' & 5-30'				Fire
Deciduous	Nettle, false	<5'				Trash
Therophytes	Jewelweed	<5' & 5-30'				Vandalism
Level						
Moist						

Comments:

Very open wet woodland of mostly black willow with some sweetgum and pin oak. MC: Area has been disturbed by fire and tree cutting. Groundcover is mostly false nettle and jewelweed with some bare spots. Other spp: elderberry, rose, poison ivy, white ash, black locust, Ailanthus, swamp leucothoe, Phragmites and buckthorn sp.

Unit: 320
Acreage: 0.66
Mgmt. Concern: Yes

<u>Site</u>	<u>Species</u>	<u>Height</u>	<u>Exotic</u>	<u>Historical</u>	<u>Uses</u>	<u>Disturbances</u>
Closed Forest	Sweetgum	All				Fire
Deciduous	Red maple	All				Trash
Phanerophytes	Nettle, false	<5'				Vandalism
Slope						
Dry						

Comments:

Young forest of sweetgum and red maple with American elm, white ash, and pin oak. Probably a seasonally wet site with a lot of regenerating black cherry and sweetgum. False nettle dominates ground layer. MC: Evidence of recent fires and recently cut trees. Other spp: 2 quaking aspen, 2 American sycamore, fair amount of buckhorn sp., Sassafras, false Solomon's seal, smartweed, catbrier, sensitive fern, witch hazel, poison ivy, blackberry, jewelweed, dogbane, Virginia knotweed, mapleleaf viburnum, grass sp., and Aster.

Unit: 321
Acreage: 0.09
Mgmt. Concern: No

<u>Site</u>	<u>Species</u>	<u>Height</u>	<u>Exotic</u>	<u>Historical</u>	<u>Uses</u>	<u>Disturbances</u>
Herbaceous	Phragmites	<5' & 5-30'				Trash Fire
Geophytes						
Level						
Moist						

Comments:

Stand of Phragmites in moist area, tends to be spreading to tree boundaries. Some buckthorn species on edges. Other spp. include a lot of false nettle, some dogbane, ferns, Rubus, and CSG.

Unit: 322
Acreage: 0.23
Mgmt. Concern: No

<u>Site</u>	<u>Species</u>	<u>Height</u>	<u>Exotic</u>	<u>Historical</u>	<u>Uses</u>	<u>Disturbances</u>
Closed Forest	Red maple	>30'				Fire Trash Erosion
Deciduous						
Phanerophytes						
Level						
Moist						

Comments:

Narrow forested strip of red maple. Lots of bare ground. Fire scars; burnt timber; some trash. Appears to have been a wet area. Other spp: 1 American elm, pointed-leaved tick trefoil, path rush, Aster, goldenrod, CSG, rose, small sweetgum, oak saplings, red maple saplings, Virginia creeper, American hornbeam, mapleleaf viburnum, Virginia knotweed, and 1 black locust.

Unit: 323
Acreage: 0.36
Mgmt. Concern: No

<u>Site</u>	<u>Species</u>	<u>Height</u>	<u>Exotic</u>	<u>Historical</u>	<u>Uses</u>	<u>Disturbances</u>
Herbaceous	Ragweed, great	<5' & 5-30'		Landfill	Foot traffic	Trash Dumping
Therophytes						
Slope						
Dry						

Comments:

Great ragweed growing around slopes of Gaelic football field. Small patch of mugwort and few other herbaceous plants in southwest corner; some trees (most <5') are Eastern cottonwood, white ash, sweetgum. Other spp: CSG, staghorn sumac, Virginia creeper, Joe-Pye weed, rose, dogbane, Virginia knotweed, common plantain, Queen Anne's lace, and path rush.

Unit: 324
Acreage: 0.11
Mgmt. Concern: Yes

<u>Site</u>	<u>Species</u>	<u>Height</u>	<u>Exotic</u>	<u>Historical</u>	<u>Uses</u>	<u>Disturbances</u>
Herbaceous	Knotweed, Virginia	<5'		Exotics	Bonfire	Compaction
	Cherry, black	<5'			Picnic	Trash
Geophytes	Cool season grass	<5'			Campfire/ party	Vandalism
Level						
Dry						

Comments:

Clearing with heavy use. Trash and vandalism (cut trees) are a problem. Several foot trails cut through the area. Single trees include pin oak, red maple, hickory spp., and black cherry. Other spp: great ragweed, poison ivy, common plantain, day lily, path rush, wood sorrel, Japanese honeysuckle, small white poplar and goldenrod.

Unit: 325
Acreage: 0.09
Mgmt. Concern: Yes

<u>Site</u>	<u>Species</u>	<u>Height</u>	<u>Exotic</u>	<u>Historical</u>	<u>Uses</u>	<u>Disturbances</u>
Closed Forest	Oak, pin	>30' & 5-30'		Landfill	Foot traffic	Erosion
Deciduous	Cherry, black	<5' & 5-30'				Compaction
Phanerophytes						Trash
Slope						
Dry						

Comments:

Small grove of pin oak occurring mostly on the slope of the Gaelic football field. There is a lot of black cherry saplings in the understory as well as some sweetgum, Norway maple, red maple, and a patch of sweet pepperbush. The slope is cribbed, but still needs help (MC). Other spp: Sassafras, white oak, red oak, great ragweed, white ash, Tartarian honeysuckle, mugwort, garlic mustard, Eastern cottonwood, Virginia knotweed, white wood aster, lamb's quarters, bittersweet, poison ivy, and hop hornbeam.

Unit: 326
Acreage: 3.27
Mgmt. Concern: Yes

<u>Site</u>	<u>Species</u>	<u>Height</u>	<u>Exotic</u>	<u>Historical</u>	<u>Uses</u>	<u>Disturbances</u>
Closed Forest	Oak, pin	>30' & 5-30'			Foot traffic	Dumping
Deciduous	Cherry, black	All			Picnic	Trash
Phanerophytes	Oak, red	>30'				Compaction
Knoll	Norway maple	<5' & 5-30'				
Dry						

Comments:

Forest between 2 roads (VC Park East and Nursery road) plus section near Gaelic football field. Several trampled areas. MC: parking and dumping along Nursery road. Trees and shrubs include sweetgum, tulip tree, smooth sumac, rose. Other spp: Virginia knotweed, white wood aster, poison ivy, flowering dogwood, white ash <5', wild grape, bittersweet and white snakeroot. Understory mostly tree regeneration.

Unit: 327
Acreage: 0.14
Mgmt. Concern: No

<u>Site</u>	<u>Species</u>	<u>Height</u>	<u>Exotic</u>	<u>Historical</u>	<u>Uses</u>	<u>Disturbances</u>
Herbaceous	Goldenrod	<5' & 5-30'				
	Hairy willow herb	<5' & 5-30'				
Hemicryptophytes	Mugwort	<5' & 5-30'				
Undulating						
Dry						

Comments:

Meadow of mostly goldenrod with other herbaceous species mixed in. Topography undulating; pits dug in spots. Other spp: false nettle, Joe-Pye weed, Phragmites, dogbane, great ragweed, CSG, mugwort, groundnut, jewelweed, Rubus, and boneset. Herbaceous growth very thick. Very clean unit. Good area for butterflies, insect life.

Unit: 328
Acreage: 0.16
Mgmt. Concern: No

<u>Site</u>	<u>Species</u>	<u>Height</u>	<u>Exotic</u>	<u>Historical</u>	<u>Uses</u>	<u>Disturbances</u>
Herbaceous	Grass, switch	<5'			Foot traffic	Fire
Deciduous						
Hemicryptophytes						
Level						
Dry						

Comments:

Patch of mostly switchgrass with purple loosestrife, tick trefoil spp., mugwort, great ragweed, and goldenrod mixed in. Other spp: some Eastern cottonwood seedlings, black cherry saplings, one medium-sized black cherry, smooth sumac and CSG. Very healthy meadow; grasses doing well. Bare patch where auto was probably burned. Path cuts through unit.

Unit: 329
Acreage: 0.10
Mgmt. Concern: No

<u>Site</u>	<u>Species</u>	<u>Height</u>	<u>Exotic</u>	<u>Historical</u>	<u>Uses</u>	<u>Disturbances</u>
Herbaceous	Goldenrod	<5' & 5-30'				
Deciduous	Locust, black	<5' & 5-30'				
Hemicryptophytes	Jewelweed	<5' & 5-30'				
Level	Bindweed	<5'				
Dry						

Comments:

Patch of thick goldenrod with other herbaceous species, many small black locust, some rose and Rubus mixed in. Locust regenerating and taking over meadow, changing it into small woodland area. Also, some small black cherry, false Solomon's seal, catbrier, 1 American sycamore, mugwort and redtop grass.

Unit: 330
Acreage: 0.17
Mgmt. Concern: No

<u>Site</u>	<u>Species</u>	<u>Height</u>	<u>Exotic</u>	<u>Historical</u>	<u>Uses</u>	<u>Disturbances</u>
Closed Forest	Sweetgum	<5' & 5-30'			Foot traffic	Erosion
Deciduous	Oak, red	<5' & 5-30'				
Phanerophytes	Cherry, black	<5' & 5-30'				
Slope						
Dry						

Comments:

Small patch of regenerating trees on borders of woodland units 306 and 311. Lots of cherry regeneration; few cherry trees 5-30'. Quite a bit of buckthorn species under 5'. Large fallen tree in middle of unit. A number of pin oak 5-30'. Other spp: porcelain berry, Rubus, mapleleaf viburnum, grey birch, black birch, starry champion, Aster, false Solomon's seal, hickory spp. <5', tulip tree <5', Joe-Pye weed, witch hazel, ferns, tick trefoil spp., Sassafras <5', plus oak regeneration.

Unit: 331
Acreage: 2.85
Mgmt. Concern: No

<u>Site</u>	<u>Species</u>	<u>Height</u>	<u>Exotic</u>	<u>Historical</u>	<u>Uses</u>	<u>Disturbances</u>
Woodland	Oak, black	<5' & >30'			Foot traffic	Fire
Deciduous	Oak, red	<5' & >30'			Dog walking	Compaction
Phanerophytes	Tulip tree	All				Trash
Undulating	Sassafras	<5' & 5-30'				
Dry	Cherry, black	<5' & 5-30'				

Comments:

Oak tulip woodland that has been burned and has very thick, young Sassafras and black cherry regeneration. Large trees have fire scars. Pits in unit; paths throughout. Other spp: sweetgum, white wood aster, panicled tick-trefoil, path rush, CSG, patch of wild grape, lots of goldenrod, oak spp <5', ferns, smooth sumac, Ailanthus, white ash, sensitive fern, poison ivy, Rubus, hickory spp <5', Joe-Pye weed, Virginia knotweed, etc.

Unit: 332
Acreage: 0.92
Mgmt. Concern: No

<u>Site</u>	<u>Species</u>	<u>Height</u>	<u>Exotic</u>	<u>Historical</u>	<u>Uses</u>	<u>Disturbances</u>
Closed Forest	Locust, black	>30' & 5-30'			Foot traffic	Trash
Deciduous	Cherry, black	<5' & 5-30'			Vehicle access	Dumping
Phanerophytes					Vagabond	
Level						
Dry						

Comments:

Black locust - black cherry forest with lots of cherry <5' in the understory. Typically no black locust <5'. Sweetgum and pin oak in middle of unit. Unit disrupted by "landscaped" section. Quite a bit of rose and poison ivy evident. Other spp: great ragweed, path rush, Japanese knotweed, pin oak, white poplar (1), Norway maple, sweetgum, tulip tree, false Solomon's seal, sweet pepperbush, Virginia creeper, American elm, Ailanthus, Sassafras, thin-leaved sunflower, arrowwood, common and great ragweed, jet black bead, and white ash <5'.

Unit: 333
Acreage: 2.63
Mgmt. Concern: Yes

<u>Site</u>	<u>Species</u>	<u>Height</u>	<u>Exotic</u>	<u>Historical</u>	<u>Uses</u>	<u>Disturbances</u>
Closed Forest	Sweetgum	All		Full-crown	Vehicle access	Dumping
Deciduous	Oak, pin	>30' & 5-30'		Exotics	Foot traffic	Fire
Phanerophytes						
Slope						
Moist						

Comments:

Sweetgum forest near road to greenhouse. Very little sweetgum <5'. Lots of other regeneration. Large Norway maple and Sassafras near road; not as much pin oak. Other spp: bittersweet, Virginia knotweed, poison ivy, goldenrod, devil's walking stick, rose, garlic mustard, Aster, white ash <5', Sassafras <5', walnut-like sp., flowering dogwood, privet sp., wineberry, Japanese knotweed, black birch, arrowwood, crabapple, American hornbeam, and 1 grey birch.

Unit: 334
Acreage: 0.17
Mgmt. Concern: No

<u>Site</u>	<u>Species</u>	<u>Height</u>	<u>Exotic</u>	<u>Historical</u>	<u>Uses</u>	<u>Disturbances</u>
Herbaceous	Mugwort	<5' & 5-30'				
Deciduous	Smooth sumac	<5' & 5-30'				
Hemicryptophytes						
Level						
Dry						

Comments:

Mugwort area within large meadow, with smooth sumac invading from south end. Dense patch of sumac, and small plants scattered throughout mugwort. Other spp: purple loosestrife, Asiatic dayflower, goldenrod, some medium-size black cherry, pin oak saplings, white ash seedlings, CSG, Rubus, Joe-Pye weed, dogbane and some wild grape growing up on a black cherry tree.

Unit: 335
Acreage: 0.19
Mgmt. Concern: No

<u>Site</u>	<u>Species</u>	<u>Height</u>	<u>Exotic</u>	<u>Historical</u>	<u>Uses</u>	<u>Disturbances</u>
Woodland	Cherry, black	<5' & 5-30'		Full-crown		Fire
Deciduous	Crabapple	5'-30'		Exotics		Dumping
Hemicryptophytes	Cottonwood, Eastern	>30' & 5-30'				
Level	Mugwort	<5' & 5-30'				
Dry	Ailanthus	<5' & 5-30'	Yes			
	Smooth sumac	<5' & 5-30'				

Comments:

A thin strip of fire-disturbed woodland formed by tree and scrub species naturally seeded (black cherry, Eastern cottonwood, Ailanthus, smooth sumac), and possibly planted crab apple in the edge of a large meadow area. The woody species grow mostly in mugwort. Other spp: redtop grass, CSG, panicked tick-trefoil, hairy tick trefoil, willow-herb, goldenrod, purple loosestrife, dogbane, milkweed, pin oak saplings, garden phlox and a clump of buckthorn sp. Very large deadfall in unit.

Unit: 336
Acreage: 0.19
Mgmt. Concern: Yes

<u>Site</u>	<u>Species</u>	<u>Height</u>	<u>Exotic</u>	<u>Historical</u>	<u>Uses</u>	<u>Disturbances</u>
Closed Forest	Oak, black	>30' & 5-30'		Full-crown	Foot traffic	Auto
Deciduous	Birch, black	5'-30'			Dirtbike	Fire
Hemicryptophytes	Goldenrod	<5'				Dumping
Slope						
Dry						

Comments:

Forest unit of black oak and black birch mixed on edge of larger oak forest unit 337. Some black cherry and Sassafras regenerating. Mostly goldenrod, arrowwood, white wood aster on ground. Other spp: CSG, American beech, some oak seedlings, red maple regeneration, ferns. MC: auto, dirt bike jump on path. Also, path rush and one black cherry ~15'.

Unit: 337
Acreage: 19.45
Mgmt. Concern: Yes

<u>Site</u>	<u>Species</u>	<u>Height</u>	<u>Exotic</u>	<u>Historical</u>	<u>Uses</u>	<u>Disturbances</u>
Closed Forest	Oak, red	<5' & >30'		Paved path	Dog walking	Fire
Deciduous	Oak, black	<5' & >30'			Dirtbike	Wood cutting
Phanerophytes	Tulip tree	All				Auto
Undulating	Sweetgum	<5' & 5-30'				
Dry	Birch, black	<5' & 5-30'				
	White wood aster	<5'				

Comments:

Forest of old oaks (>100') with very low ground cover of mixed herbaceous species. Small regeneration (Sassafras and black cherry mostly). Patches of wild grape, devil's walking stick, mapleleaf viburnum, arrowwood. Also, bittersweet. Many sawn/axed stumps. Vagrant hangout. Fire scars on trees. Lots of charred woody debris and logs. Several paths. Large compacted bare areas where burnt cars are. Other trees: sweetgum, white oak, Norway maple, hickory spp., white ash, American elm, American chestnut <5', white pine, Ailanthus, Rubus, etc.

Unit: 338
Acreage: 2.15
Mgmt. Concern: Yes

<u>Site</u>	<u>Species</u>	<u>Height</u>	<u>Exotic</u>	<u>Historical</u>	<u>Uses</u>	<u>Disturbances</u>
Herbaceous	Mugwort	<5'	Yes	Road	Foot traffic	Dumping
Deciduous	Cool season grass	<5'		Landfill	Vehicle access	Erosion
Hemicryptophytes	Goldenrod	<5'		St. Lights	Vagabond	Trash
Undulating						
Dry						

Comments:

Very disturbed strip of mugwort, CSG, and goldenrod surrounding what may have been an exit ramp on the north bound Major Deegan. Access road is being covered by mugwort. MC: dumping, dirt bikes, soil compaction, erosion and vagabond hangout. Few mulberry trees and a little regenerating Ailanthus and smooth sumac. Unit contains many waste or roadside species. A garter snake and cottontail rabbit were sighted. Other spp: Catalpa, Polygonum sp., wineberry, Asiatic dayflower, Virginia creeper, beard grass, three-seeded-mercury, etc.

Unit: 339
Acreage: 0.31
Mgmt. Concern: Yes

<u>Site</u>	<u>Species</u>	<u>Height</u>	<u>Exotic</u>	<u>Historical</u>	<u>Uses</u>	<u>Disturbances</u>
Herbaceous	Phragmites	<5'		Landfill		
Geophytes	Mugwort	<5'	Yes			
Level						
Dry						

Comments:

Landfilled meadow of mostly dwarfed Phragmites and mugwort. Soil is rocky with bare spots. Some regeneration of Eastern cottonwood, 3 small black locust. Other scattered spp: Queen Anne's lace, red and sweet white clovers, Aster, goldenrod, common plantain, common evening primrose, three-seeded mercury, thistle. Some wild grape on forest edge. Some trash.

Unit: 340
Acreage: 0.11
Mgmt. Concern: No

<u>Site</u>	<u>Species</u>	<u>Height</u>	<u>Exotic</u>	<u>Historical</u>	<u>Uses</u>	<u>Disturbances</u>
Vineland	Bittersweet	All	Yes	Landfill	Foot traffic	Trash
Deciduous	Virginia creeper	All				Fire
Lianas						
Slope						
Dry						

Comments:

Vineland adjacent to the Major Deegan Expressway. Sidewalk plus a stone fence to overpass in unit. Vines have killed a few trees. One large pin oak. Rose is covered by vines. Other spp: (mostly on edge of unit) Aster, CSG, sweet white clover, Ailanthus, Queen Anne's lace, tulip tree, deadly nightshade, poison ivy, common milkweed, black cherry, butter-and-eggs, sweet cherry and thistle.

Unit: 341
Acreage: 3.42
Mgmt. Concern: Yes

<u>Site</u>	<u>Species</u>	<u>Height</u>	<u>Exotic</u>	<u>Historical</u>	<u>Uses</u>	<u>Disturbances</u>
Closed Forest	Sweetgum	All		Culverts	Foot traffic	Dumping
Deciduous	Oak, red	All				Fire
Geophytes	Sarsaparilla, wild	<5'				Trash
Undulating						
Moist						

Comments:

Sweetgum /red oak old growth forest. Part of unit in a depression, which may be seasonally wet. Understory contains a lot of wild sarsaparilla mixed with areas of arrowwood, spicebush, devil's walking stick, cinnamon fern, sensitive fern, and sweet pepperbush. MC: Landfilled area on north edge (toward underpass) and fire. 3 plugged up culverts through unit. Other trees in unit: white ash, American elm, American beech, black cherry, pin oak, black willow, tulip tree, black birch, red maple, and flowering dogwood. Other spp: royal fern, etc.

Unit: 342
Acreage: 0.56
Mgmt. Concern: No

<u>Site</u>	<u>Species</u>	<u>Height</u>	<u>Exotic</u>	<u>Historical</u>	<u>Uses</u>	<u>Disturbances</u>
Closed Forest	Red maple	All				Fire
Deciduous	Ash, white	<5' & >30'				Trash
Chamaephytes	Arrowwood					Dumping
Undulating						
Wet						

Comments:

Boggy area with a few inches of standing water in most places. Canopy is closed with mostly red maple and white ash. Small clumps of vegetation including arrowwood, false nettle, CSG, and sweet pepperbush. Few other trees in canopy: 2 black willow, some young red oak, and a hickory sp. Little intrusion of Phragmites. Other spp: sensitive fern, ferns, sweetgum saplings, Aster, Virginia knotweed, wild lily-of-the-valley, water plantain, jewelweed, wild sarsaparilla, and goldenrod.

Unit: 343
Acreage: 0.30
Mgmt. Concern: No

<u>Site</u>	<u>Species</u>	<u>Height</u>	<u>Exotic</u>	<u>Historical</u>	<u>Uses</u>	<u>Disturbances</u>
Closed Forest	Eastern red cedar	>30' & 5-30'		Exotics	Vehicle access	Dumping
Deciduous	Tulip tree	>30'		Stone Wall		
Phanerophytes	Oak, black	>30'				
Level	Eastern hemlock	5'-30'				
Dry	Cherry, black	<5' & 5-30'				

Comments:

Small unit with some planted trees as noted above plus 1 ginkgo, 2 larch sp., and a little bit of jet black bead. All trees are very large: Black cherry is the only tree that is regenerating. Groundcover is mainly poison ivy. Other trees are hickory spp., Norway maple, and sweetgum. Other spp : Aster, Virginia knotweed, bittersweet, American wisteria, arrowwood, horsechestnut <5' and rose.

Unit: 344
Acreage: 0.97
Mgmt. Concern: No

<u>Site</u>	<u>Species</u>	<u>Height</u>	<u>Exotic</u>	<u>Historical</u>	<u>Uses</u>	<u>Disturbances</u>
Woodland	Oak, red	>30'		Road	Foot traffic	Dumping
Deciduous	Silver maple	>30'		Hedgerow	Vehicle access	Trash
Lianas	Bittersweet	All	Yes	Full-crown		Compaction
Undulating	Rose	<5' & 5-30'	Yes			
Dry						

Comments:

Very large red oak and silver maple (3 each) dominate the upper canopy. Lots of openings. Many of the younger trees, black cherry and Ailanthus, are covered with bittersweet. Vines plus rose make difficult walking. Large trees and vines make unit pretty shady. Lots of wisteria near road plus many other spp-- American hackberry, Norway maple (>5'), poison ivy, sweetgum, Aster, white ash <5', Virginia knotweed, wineberry, Rubus, enchanter's nightshade, dogwood sp., arrowwood, garlic mustard, elderberry, mugwort, path rush, etc.

Unit: 345
Acreage: 0.83
Mgmt. Concern: No

<u>Site</u>	<u>Species</u>	<u>Height</u>	<u>Exotic</u>	<u>Historical</u>	<u>Uses</u>	<u>Disturbances</u>
Closed Forest Deciduous Phanerophytes Slope Dry	Locust, black Cherry, black	>30' & 5-30' All	Yes		Campfire/ party Foot traffic	Trash Compaction Fire

Comments:

Black locust forest with black cherry regeneration in the understory in an area, which appears to be seasonally flooded. Unit may become a black cherry forest. Some pin oak scattered in canopy. Ground layer is mostly bare except along the street and water project. Narrow stream running through unit. Norway maple along the street. Some dumping. Other spp: Sassafras, red oak, white ash, American elm, arrowwood, blackberry, jewelweed, poison ivy, wineberry, enchanter's nightshade, Virginia creeper, Virginia knotweed, rose, etc.

Unit: 346
Acreage: 0.24
Mgmt. Concern: Yes

<u>Site</u>	<u>Species</u>	<u>Height</u>	<u>Exotic</u>	<u>Historical</u>	<u>Uses</u>	<u>Disturbances</u>
Herbaceous Deciduous Hemicryptophytes Slope Moist	Mugwort Bittersweet	<5' & 5-30' All	Yes Yes	Fence		Erosion Trash Dumping

Comments:

Narrow strip of herbaceous and vine vegetation. Some bittersweet covering black locust and black cherry. A small stream runs from the water project to the street bisecting the unit. MC: dumping and erosion are evident. Other spp: Norway maple, great ragweed, rose, goldenrod, wineberry, tulip tree seedlings, garlic mustard, 1 white pine, Virginia knotweed, white vervain, pokeweed, CSG, Queen Anne's lace, Aster, and jewelweed.

Unit: 347
Acreage: 0.16
Mgmt. Concern: No

<u>Site</u>	<u>Species</u>	<u>Height</u>	<u>Exotic</u>	<u>Historical</u>	<u>Uses</u>	<u>Disturbances</u>
Herbaceous	Mugwort	<5'	Yes	Landfill	Parking lot	Compaction
Hemicryptophytes	Ragweed, great	<5'				Erosion
Slope						Trash
Dry						

Comments:

Sparsely vegetated road edge. Soil very compacted, seems to be gravel fill. Gully along roadside. Some trash. Other spp: goldenrod, path rush, CSG, one large white oak, regenerating oak, black locust, Eastern cottonwood, American elm, common plantain and sycamore maple.

Unit: 348
Acreage: 1.12
Mgmt. Concern: No

<u>Site</u>	<u>Species</u>	<u>Height</u>	<u>Exotic</u>	<u>Historical</u>	<u>Uses</u>	<u>Disturbances</u>
Closed Forest	Cherry, black	<5' & 5-30'		Exotics	Foot traffic	Trash
Deciduous	Sweetgum	>30' & 5-30'				Dumping
Lianas	Oak, red	All				Compaction
Level	Oak, pin	>30' & 5-30'				
Dry						

Comments:

Black cherry/sweetgum forest that is very disturbed. Ground undulates slightly; lots of dumping (mostly wood) and trash and foot trails (soil compaction). Fair amount of tulip tree and black birch. Groundcover mostly poison ivy with Japanese honeysuckle and bittersweet. Lots of Norway maple regeneration and rose. Many birds. Other species: Aster, garlic mustard, Rubus, rose, enchanter's nightshade, great ragweed, galingosa, Virginia knotweed, black oak, goldenrod, trumpet creeper, Japanese knotweed, day lily, dogwood sp., and white ash <5'.

Unit: 349
Acreage: 0.34
Mgmt. Concern: Yes

<u>Site</u>	<u>Species</u>	<u>Height</u>	<u>Exotic</u>	<u>Historical</u>	<u>Uses</u>	<u>Disturbances</u>
Vineland	Bittersweet	All	Yes			Dumping
Deciduous	Cherry, black	All				Trash
Lianas	Ragweed, great	<5' & 5-30'				
Slope						
Dry						

Comments:

Bittersweet covering mostly black cherry of varied ages. 10'+ high great ragweed in borders. Few other trees--Norway maple, Eastern red cedar, black oak, pin oak, American yew, willow oak, and royal Paulownia. Patch of wild grape, bindweed, and Japanese honeysuckle. MC: greenhouse dumping. A new fence is being installed. Other spp: Ailanthus, poison ivy, rose, Rubus, wineberry, Japanese knotweed, Aster, blackberry, pokeweed, mugwort, white avens, white vervain, garlic mustard, and Japanese hops.

Unit: 350
Acreage: 0.14
Mgmt. Concern: No

<u>Site</u>	<u>Species</u>	<u>Height</u>	<u>Exotic</u>	<u>Historical</u>	<u>Uses</u>	<u>Disturbances</u>
Herbaceous	Ragweed, great	<5' & 5-30'				Dumping
Deciduous						
Therophytes						
Slope						
Dry						

Comments:

Thin strip of great ragweed bordering the greenhouse unit. Other spp: sweetgum, few black cherry, Ailanthus, cucumber sp., Norway maple, polygonum sp., pokeweed, Aster, pigweed, CSG, garlic mustard, wood sorrel, common plantain and American basswood.

Unit: 351
Acreage: 3.95
Mgmt. Concern: Yes

<u>Site</u>	<u>Species</u>	<u>Height</u>	<u>Exotic</u>	<u>Historical</u>	<u>Uses</u>	<u>Disturbances</u>
Desert Deciduous Undulating Dry					Watr. Tunnel Vehicle access Foot traffic	Compaction Dumping Trash

Comments:

City tunnel No.3, stage 1 (NYC Water Project). Unit is still used by NYC DPW. Some herbaceous plants scattered throughout and some trees scattered near boundaries. MC: Land is very disturbed by soil compaction, dumping and erosion. Some spp: London planetree, Ailanthus, black locust, Norway maple, cottonwood, royal Paulownia, great ragweed, pigweed, common plantain, CSG, and Norway maple.

Unit: 352
Acreage: 0.10
Mgmt. Concern: Yes

<u>Site</u>	<u>Species</u>	<u>Height</u>	<u>Exotic</u>	<u>Historical</u>	<u>Uses</u>	<u>Disturbances</u>
Closed Forest Deciduous Phanerophytes Slope Dry	Oak, pin Sycamore maple	All <5' & 5-30'	Yes		Foot traffic	Trash Compaction

Comments:

Roadside forest of variously aged trees. One very large pin oak in unit. Other trees: sweetgum, tulip tree, Eastern cottonwood, London planetree, and a crab apple. MC: Soil compaction on border of NYC water project, and lots of trash. Understory has a lot of regeneration pin oak and sycamore maple along with deadly nightshade and some rose. Other spp: bittersweet, wild grape, Joe-Pye weed, wineberry, great and common ragweeds, goldenrod and Aster.

Unit: 353
Acreage: 0.06
Mgmt. Concern: No

<u>Site</u>	<u>Species</u>	<u>Height</u>	<u>Exotic</u>	<u>Historical</u>	<u>Uses</u>	<u>Disturbances</u>
Herbaceous	Phragmites	<5' & 5-30'		Full-crown		
Geophytes	Goldenrod	<5'				
Slope						
Dry						

Comments:

Patch of above species growing in disturbed spot near Water Tunnel #3 (to the east of this unit). Several dead maples and black cherries; possibly due to an increase in soil moisture. There are several Eastern cottonwood nearby in unit 352. Some sycamore maple regeneration in unit. Some fallen trees.

Unit: 354
Acreage: 0.31
Mgmt. Concern: No

<u>Site</u>	<u>Species</u>	<u>Height</u>	<u>Exotic</u>	<u>Historical</u>	<u>Uses</u>	<u>Disturbances</u>
Vineland	Bittersweet	All	Yes			Trash
Deciduous	Cherry, black	All				Dumping
Lianas	Crab apple	5'-30'				
Slope						
Dry						

Comments:

Vineland of mostly bittersweet covering a canopy of black cherry and crab apple with few pin oaks and Sycamore maples. Unit surrounds a grassy meadow at the bus stop. Most of groundlayer is bare except where vines meet the meadow. Other spp:
 1 Norway spruce, rose, poison ivy, Rubus, CSG, yarrow, white wood aster, goldenrod, garlic mustard, dogbane, pokeweed, great ragweed and a Siberian elm.

Unit: 355
Acreage: 0.16
Mgmt. Concern: No

<u>Site</u>	<u>Species</u>	<u>Height</u>	<u>Exotic</u>	<u>Historical</u>	<u>Uses</u>	<u>Disturbances</u>
Desert Deciduous Hemicryptophytes Level Dry	Oak, pin	>30'			Bus stop	Trash

Comments:

Brick island with four large pin oaks all near 30-35' growing in tree pits. Island serves as a bus stop and turn around area. Some CSG, mugwort, path rush, poor-man's-pepper, common plantain growing around trees.

Unit: 356
Acreage: 0.63
Mgmt. Concern: Yes

<u>Site</u>	<u>Species</u>	<u>Height</u>	<u>Exotic</u>	<u>Historical</u>	<u>Uses</u>	<u>Disturbances</u>
Closed Forest Deciduous Lianas Slope Dry	Oak, pin Oak, white	All All		Landfill Exotics	Foot traffic	Fire Dumping Compaction

Comments:

Mixed aged oaks including willow oak and black oak. Unit appears to have been a manicured lawn with planted oaks as part of a ramp to the Major Deegan. Some white ash and black cherry. Understory dominated by poison ivy and bittersweet. Paved walking path along Deegan with pioneering spp. MC: previous fires, dumping and walking path closed by weeds. Other spp: American beech, white oak, sweetgum, flowering dogwood, hawthorn, smooth sumac, Ailanthus, CSG, fringed loosestrife, enchanter's nightshade, Queen Anne's lace, etc.

Unit: 357
Acreage: 0.13
Mgmt. Concern: No

<u>Site</u>	<u>Species</u>	<u>Height</u>	<u>Exotic</u>	<u>Historical</u>	<u>Uses</u>	<u>Disturbances</u>
Woodland	Cherry, black	<5' & 5-30'		Paved path	Campfire/ party	Trash
Deciduous	Oak, black	<5' & 5-30'			Vagabond	Vandalism
Phanerophytes	Oak, red	<5' & 5-30'			Party area	Compaction
Slope						
Dry						

Comments:

Edge woodland on a steep slope of small black cherry and oaks mostly regenerating and growing into a small, thick forest unit. Unit situated on a rocky edge of oak forest unit 337. Mugwort on ground, with lots of seedlings of dominant tree species as well as black cherry regeneration, some sweetgum regeneration, tulip tree regeneration, a patch of Ailanthus regeneration. Also, some smooth sumac, bittersweet, lots of a panicled tick trefoil, Asiatic dayflower, smartweed, Virginia knotweed, cypress spurge, mapleleaf viburnum, bindweed, goldenrod, etc.

Unit: 358
Acreage: 4.29
Mgmt. Concern: No

<u>Site</u>	<u>Species</u>	<u>Height</u>	<u>Exotic</u>	<u>Historical</u>	<u>Uses</u>	<u>Disturbances</u>
Herbaceous	Cool season grass	<5'		Road	Grn.hse.Nursr	Compaction
Deciduous				Full-crown	Vehicle access	Trash
Hemicryptophytes				Exotics	Foot traffic	
Level						
Dry						

Comments:

Greenhouse facility including cultivated flower beds, a recently cleared area for nursery, parking lots and garages. Most of the unit is fenced in. CSG dominates with exotic plantings of trees and shrubs throughout. Some garden vegetables, annuals, and exotic tree beds. Other spp: sweetgum, ginkgo, black birch, hickory spp., black locust, pin oak, willow oak, black cherry, American basswood, sycamore maple, crab apple, blue spruce, red spruce, witch hazel, American yew, fig tree, privet, royal Paulownia, devil's walking stick, etc.

Unit: 359
Acreage: 0.50
Mgmt. Concern: Yes

<u>Site</u>	<u>Species</u>	<u>Height</u>	<u>Exotic</u>	<u>Historical</u>	<u>Uses</u>	<u>Disturbances</u>
Closed Forest	Sweetgum	All			Vehicle access	Dumping
Deciduous	Norway maple	All	Yes			Auto
Phanerophytes						Compaction
Slope						
Dry						

Comments:

MC: Very disturbed area due to dumping and vehicle access (roadside parking). Dominant tree is sweetgum with a lot of Norway maple along the street. Includes a driveway to NYC Water Project. Other spp: 2 Norway spruce, 5 Eastern red cedar, red oak, black cherry, tulip tree, Sassafras, Ailanthus, poison ivy, buckthorn, rose, hickory spp., patch of cultivated lily-of-the-valley, some English ivy, bittersweet, wineberry, false Solomon's seal, Japanese knotweed, white wood aster, CSG, Virginia creeper, Virginia knotweed, hydrangea sp., etc.

Unit: 360
Acreage: 0.23
Mgmt. Concern: Yes

<u>Site</u>	<u>Species</u>	<u>Height</u>	<u>Exotic</u>	<u>Historical</u>	<u>Uses</u>	<u>Disturbances</u>
Closed Forest	Ailanthus	All	Yes	Exotics	Vehicle access	Dumping
Deciduous	Sweetgum	<5' & >30'				Auto
Chamaephytes	Bittersweet	All	Yes			Compaction
Slope						
Dry						

Comments:

Very disturbed roadside forest of mostly Ailanthus. Some black cherry and sweetgum mixed with a few trees covered with matured bittersweet. Large clumps of rose in understory. Ground layer mostly bare. MC: Vehicle parking and dumping. Lots of planted English ivy and exotic shrubs along shrubs along street. Other spp: 1 Eastern hemlock, young black oaks, lamb's quarters, garlic mustard, Virginia knotweed, white vervain, goldenrod, flowering dogwood, buckthorn, wood sorrel and common plantain.

Unit: 361
Acreage: 0.26
Mgmt. Concern: Yes

<u>Site</u>	<u>Species</u>	<u>Height</u>	<u>Exotic</u>	<u>Historical</u>	<u>Uses</u>	<u>Disturbances</u>
Closed Forest Deciduous Phanerophytes Level Dry	Norway maple Sweetgum	All >30'	Yes		Parking lot Vehicle access	Dumping Trash Compaction

Comments:

Mostly Norway maple growing very thick with some large sweetgum scattered throughout. MC: lots of trash and dumping (woody debris, etc.) makes area difficult to walk through; also parking on street edge; tree root exposure; compaction; and groundcover is very bare. Other spp: crab apple, rose, smartweed, white vervain, pokeweed, CSG, black cherry, bittersweet, deadly nightshade, and garlic mustard.

Unit: 362
Acreage: 0.21
Mgmt. Concern: Yes

<u>Site</u>	<u>Species</u>	<u>Height</u>	<u>Exotic</u>	<u>Historical</u>	<u>Uses</u>	<u>Disturbances</u>
Vineland Deciduous Lianas Level Dry	Bittersweet Norway maple Cherry, black Sweetgum	All All All >30' & 5-30'	Yes Yes		Foot traffic	Vandalism Erosion Compaction

Comments:

Vineland of mostly bittersweet growing on above trees. Vines are well established. Foot paths throughout unit. Good birding area. MC: Tree vandalism and dumping. Patch of rose. Other spp: Virginia creeper, poison ivy, Norway spruce, crab apple, 2 very large pin oaks, garlic mustard, CSG, and mugwort.

Unit: 363
Acreage: 0.56
Mgmt. Concern: Yes

<u>Site</u>	<u>Species</u>	<u>Height</u>	<u>Exotic</u>	<u>Historical</u>	<u>Uses</u>	<u>Disturbances</u>
Closed Forest	Norway maple	All	Yes	Foundation	Parking lot	Dumping
Deciduous	Cherry, black	All			Vehicle access	Trash
Phanerophytes	Sycamore maple	<5' & 5-30'	Yes			Vandalism
Level						
Dry						

Comments:

Very disturbed edge forest, mostly Norway maple and black cherry with some areas of thick Sycamore maple regeneration. MC: Lots of dumped woody debris, cement, windows, bottles, etc.; also cars park on edge. Very sparse ground vegetation includes: rose, bittersweet, Virginia knotweed, garlic mustard, moss, clover, Aster, oak seedlings, crab apple and poison ivy. Many vandalized trees.

Unit: 364
Acreage: 0.13
Mgmt. Concern: No

<u>Site</u>	<u>Species</u>	<u>Height</u>	<u>Exotic</u>	<u>Historical</u>	<u>Uses</u>	<u>Disturbances</u>
Herbaceous	Grass, orchard	<5'	Yes	Exotics		
Deciduous	Goldenrod	<5'				
Hemicryptophytes						
Slope						
Dry						

Comments:

Meadow patch. Some planted crab apples along eastern edge. Small black cherries growing near unit 298. Gradual slope. Other spp: Queen Anne's lace, butter-and-eggs, common milkweed, purple loosestrife, red clover, CSG, Rubus, dogbane, yarrow, English plantain, chives, thistle, deptford pink, curly dock, tick-trefoil spp., etc.

Unit: 365
Acreage: 0.27
Mgmt. Concern: Yes

<u>Site</u>	<u>Species</u>	<u>Height</u>	<u>Exotic</u>	<u>Historical</u>	<u>Uses</u>	<u>Disturbances</u>
Closed Forest	Locust, black	All	Yes	Paved path		Fire
Deciduous	Birch, black	>30' & 5-30'		Former lawn		Dumping
Hemicryptophytes	Cherry, black	All				Compaction
Undulating	Ailanthus	<5' & 5-30'	Yes			
Dry						

Comments:

Forest patch of mostly medium and large black locust, all sizes of black cherry, and small and medium black birch. Unit recently burned (within past year). Lots of small trees killed by fire. Mostly white wood aster and Virginia knotweed on ground, with patch of very thick black locust regeneration. Lots of charred woody debris. 2 large black oak (100'). Paved foothpath along the Major Deegan South. MC: for weeds to be cleared from this path. Other spp: white ash with regeneration, goldenrod, rose, garlic mustard, false Solomon's seal, etc.

Unit: 366
Acreage: 1.66
Mgmt. Concern: Yes

<u>Site</u>	<u>Species</u>	<u>Height</u>	<u>Exotic</u>	<u>Historical</u>	<u>Uses</u>	<u>Disturbances</u>
Closed Forest	Sweetgum	<5' & >30'		Exotics	Foot traffic	Dumping
Deciduous	Cherry, black	All		Fence		Trash
Lianas						Fire
Undulating						
Dry						

Comments:

Thick closed canopy forest of sweetgum and black cherry. Unit is adjacent to proposed Park's Department nursery. Norway maple and some vines along the street. Understory is mostly vines of Japanese honeysuckle, bittersweet, poison ivy and Virginia creeper mixed with Virginia knotweed, arrowwood, flowering dogwood and devil's walking stick. Few other trees include 1 large royal Paulownia. MC: Heavy dumping, large pits and clearing for nursery. Other spp: black birch, Sassafras, hickory spp., tulip tree, wild grape, buckthorn, etc.

Unit: 367
Acreage: 1.87
Mgmt. Concern: Yes

<u>Site</u>	<u>Species</u>	<u>Height</u>	<u>Exotic</u>	<u>Historical</u>	<u>Uses</u>	<u>Disturbances</u>
Closed Forest	Cherry, black	All		Fence	Foot traffic	Dumping
Deciduous	Sweetgum	All			Vehicle access	Auto
Lianas						Trash
Slope						
Dry						

Comments:

Unit is adjacent to proposed nursery and selective cutting has begun. Other trees in unit: 2 Eastern hemlock, 1 Eastern red cedar, red oak, tulip tree, honey locust, American beech, Sassafras, and Norway maple along the street. Understory is dominated by bittersweet, poison ivy, and Virginia creeper mixed with some spicebush, devil's walking stick, and rose. MC: abandoned auto, previous fires, auto access and a lot of dumping. Other spp: garlic mustard, Japanese honeysuckle, Virginia knotweed and goldenrod.

Unit: 368
Acreage: 0.16
Mgmt. Concern: Yes

<u>Site</u>	<u>Species</u>	<u>Height</u>	<u>Exotic</u>	<u>Historical</u>	<u>Uses</u>	<u>Disturbances</u>
Closed Forest	Cherry, black	All			Vehicle access	Dumping
Deciduous						Auto
Chamaephytes						Compaction
Slope						
Dry						

Comments:

Very disturbed roadside forest of mostly black cherry with sweetgum, black locust and Norway maple mixed throughout. Other trees: 1 sycamore, black oak, 2 tulip tree, Sassafras, and a small Eastern hemlock. Most of understory is bare due to heavy dumping and the thick canopy. Dominant species in understory is Cornelian cherry with some black cherry and Norway maple regeneration. Some planted exotics. Other spp: Japanese barberry, catbrier, Virginia knotweed, 1 white pine, poison ivy, garlic mustard, small white ash, young Sassafras, etc.

Unit: 369
Acreage: 0.19
Mgmt. Concern: Yes

<u>Site</u>	<u>Species</u>	<u>Height</u>	<u>Exotic</u>	<u>Historical</u>	<u>Uses</u>	<u>Disturbances</u>
Closed Forest Deciduous Phanerophytes Level Dry	Norway maple	All	Yes		Vehicle access	Dumping Compaction Auto

Comments:

Very disturbed roadside forest of mostly Norway maple with some black cherry, few white ash, 2 large American basswood, 1 American beech, and a few sweetgum. Most of the groundlayer is bare from heavy dumping of trash and a thick canopy. MC: compaction and erosion along street from automobile parking. Some exotic shrubs planted. Lots of songbirds. Other spp: Sassafras, Ailanthus, sweetgum, Sycamore maple <15', white vervain, Aster, wild grape, Virginia knotweed, poison ivy, pokeweed, garlic mustard, bittersweet, CSG, mugwort, etc.

Unit: 370
Acreage: 0.46
Mgmt. Concern: No

<u>Site</u>	<u>Species</u>	<u>Height</u>	<u>Exotic</u>	<u>Historical</u>	<u>Uses</u>	<u>Disturbances</u>
Closed Forest Deciduous Phanerophytes Undulating Dry	Oak, red Oak, black Beech, American Oak, pin	All All All <5' & 5-30'		Full-crown Exotics	Foot traffic	Fire Dumping Trash

Comments:

Forest of very large oaks and beech with even aged lower canopy of all of the same species. Unit grows on formerly maintained lawn. Lots of oak species seedlings, and American beech seedlings. Crab apple and willow oak (exotic plantings) grow on edge near highway. Paved foot path on highway edge. Other trees: black birch, black cherry, white ash, Ailanthus and black locust. Low herbaceous growth of mostly white wood Aster. Other spp: mapleleaf viburnum, wild grape, poison ivy, false Solomon's seal, goldenrod, Joe-Pye weed and Rubus.

Unit: 371
Acreage: 0.79
Mgmt. Concern: No

<u>Site</u>	<u>Species</u>	<u>Height</u>	<u>Exotic</u>	<u>Historical</u>	<u>Uses</u>	<u>Disturbances</u>
Woodland Deciduous Phanerophytes Level Dry	Oak, red Tulip tree	>30' & 5-30' All		Fence Full-crown	Foot traffic	Fire Trash Compaction

Comments:

Open woodland of large oaks (~100') and large tulip trees mostly, growing in formerly grassy area with large trees, (interior of highway exit/turn around). Lots of tulip regeneration. Wild grape grows on ground throughout unit. Unit burned within past 3 years. Also, large American beech, some scattered black birch, some Sassafras regeneration. Lots of goldenrod, white ash regeneration, mapleleaf viburnum and bittersweet. Phanerophytes dominate vegetation under 15' but are still small. Groundlayer sparse. Other spp: Rubus, etc.

Unit: 372
Acreage: 0.27
Mgmt. Concern: No

<u>Site</u>	<u>Species</u>	<u>Height</u>	<u>Exotic</u>	<u>Historical</u>	<u>Uses</u>	<u>Disturbances</u>
Closed Forest Deciduous Phanerophytes Slope Dry	Cherry, black	All		Fence	Vehicle access	Fire Dumping Trash

Comments:

Black cherry forest with some sweetgum, 1 American beech and 2 black oak. Norway maple along street. Understory is bare probably due to recent fire. Some Norway maple regeneration. Guardrail at park entrance. City boundary markers in unit. Small patch of enchanter's nightshade and a little bittersweet. Few dead planted trees. Other plants are pokeweed, devil's walking stick, some young hickory, Virginia creeper, sweetgum, wood sorrel, CSG, Polygonum sp., great ragweed, deadly nightshade, etc.

Unit: 373
Acreage: 0.24
Mgmt. Concern: Yes

<u>Site</u>	<u>Species</u>	<u>Height</u>	<u>Exotic</u>	<u>Historical</u>	<u>Uses</u>	<u>Disturbances</u>
Closed Forest	Oak, white	>30' & 5-30'			Foot traffic	Dumping
Deciduous	Oak, pin	>30' & 5-30'				Trash
	Ailanthus	<5' & 5-30'	Yes			
Slope	Cool season grass	<5'				
Dry	Mugwort	<5'	Yes			

Comments:

Forest edge unit with oak species dominating and Ailanthus starting to grow up. Strip of mugwort and CSG on edge near path. MC: Heaps of dumping; mostly gardening and wood debris, some pipes and cement. Other spp: garlic mustard, goldenrod, Norway maple (5-30', <5'), oak spp. (<5'), rose-of-Sharon, mulberry, wild grape, Queen Anne's lace, bittersweet, common milkweed, black cherry, red maple, arrowwood, amur honeysuckle, pokeweed, Virginia creeper, etc.

Unit: 374
Acreage: 0.34
Mgmt. Concern: No

<u>Site</u>	<u>Species</u>	<u>Height</u>	<u>Exotic</u>	<u>Historical</u>	<u>Uses</u>	<u>Disturbances</u>
Closed Forest	Red maple	All				Dumping
Deciduous	Oak, pin	>30'				Trash
Chamaephytes	Pepperbush, sweet	<5' & 5-30'				Vandalism
Undulating						
Dry						

Comments:

Stand of above trees at base of sloping unit 373. Great deal of sweet pepperbush, amur honeysuckle, arrowwood, some Japanese barberry, black cherry regeneration, red maple regeneration. Area probably moist in spring, lacks wet site herbaceous vegetation at present. Woody debris throughout, auto parts. Other spp: Virginia knotweed, white ash, white wood aster. Very little herbaceous undergrowth.

Unit: 375
Acreage: 1.37
Mgmt. Concern: Yes

<u>Site</u>	<u>Species</u>	<u>Height</u>	<u>Exotic</u>	<u>Historical</u>	<u>Uses</u>	<u>Disturbances</u>
Closed Forest Deciduous Chamaephytes Level Dry	Oak, red	<5' & >30'		Fence	Foot traffic Sitting area	Fire Dumping Trash

Comments:

Old growth, red oak forest exceeding 100'. Other trees in canopy: pin oak, black birch, sweetgum, American beech, tulip tree, black cherry, red maple, white ash, American elm, Sassafras and Ailanthus. Understory is dominated by sweet pepperbush, arrowwood, spicebush, flowering dogwood and some hobblebush. Unit has city boundary markers. Other herbaceous species scattered. Two raptors sighted. MC: Roadside dumping and previous fires. Small elderly sitting area along Parkway North. Other spp.: elderberry, etc.

Unit: 376
Acreage: 0.11
Mgmt. Concern: No

<u>Site</u>	<u>Species</u>	<u>Height</u>	<u>Exotic</u>	<u>Historical</u>	<u>Uses</u>	<u>Disturbances</u>
Vineland Deciduous Lianas Slope Dry	Grape, wild Bittersweet	All <5' & 5-30'		Yes		Fire Trash

Comments:

Vines covering few trees: black oak, tulip tree, black birch, black cherry, Sassafras, sweetgum. Trees have fire scars. Some trash. Other spp : Ailanthus, sweet pepperbush, blackberry, poison ivy, Virginia creeper, Virginia knotweed, young hickory spp., young oak sp., rose, Joe-Pye weed, flowering dogwood, violet, true Solomon's seal, white wood aster and mapleleaf viburnum.

Unit: 377
Acreage: 0.11
Mgmt. Concern: No

<u>Site</u>	<u>Species</u>	<u>Height</u>	<u>Exotic</u>	<u>Historical</u>	<u>Uses</u>	<u>Disturbances</u>
Herbaceous	Cool season grass	<5'		Exotics	Garden	Dumping
Deciduous	Ornamental Plantings	All	Yes			Trash
Hemicryptophytes						
Level						
Dry						

Comments:

Manicured grassy area with one large willow oak, 2 mulberry trees, one small poplar shrub, some rose-of-Sharon, yew(?), and other exotic shrubs. Also common plantain, garlic mustard, smartweed, one ash sapling, clover, Asiatic dayflower, dandelion, Norway maple, mugwort and honeysuckle sp. Some cement dumped. Paved path adjacent to unit. Also poison ivy.

Unit: 378
Acreage: 0.33
Mgmt. Concern: Yes

<u>Site</u>	<u>Species</u>	<u>Height</u>	<u>Exotic</u>	<u>Historical</u>	<u>Uses</u>	<u>Disturbances</u>
Closed Forest	Oak, red	5'-30'			Foot traffic	Dumping
Deciduous	Beech, American	All			Dog walking	Trash
Phanerophytes					Dirtbikes	Vandalism
Undulating						
Dry						

Comments:

Lots of beech regeneration here, less black cherry and Norway maple <5' near the street. Groundcover mostly leaf litter, woody debris. Vegetation is sparse. MC: Dumping (mostly garden debris) and dirtbikes. Some Rubus, mapleleaf viburnum, Tartarian honeysuckle, oak seedlings, ash (<5'), lots of Virginia knotweed, red maple, goldenrod, poison ivy, periwinkle, Japanese barberry, black birch, etc. Vandalism: tree houses, tree carvings, graffiti.

Unit: 379
Acreage: 0.17
Mgmt. Concern: No

<u>Site</u>	<u>Species</u>	<u>Height</u>	<u>Exotic</u>	<u>Historical</u>	<u>Uses</u>	<u>Disturbances</u>
Closed Forest Deciduous Phanerophytes Slope Dry	Tulip tree	All				Trash Vandalism

Comments:

Stand of tulip tree (most >30') with some regenerating black cherry and tulip tree plus spicebush, dogwood sp, white wood aster, ferns, arrowwood in the understory. Other sp: Virginia creeper, buckthorn, mapleleaf viburnum, rose oak spp. (<5'), hickory spp., pokeweed, thin-leaved sunflower, goldenrod, Rubus, spicebush, Indian pipe and sweetgum (<5').

Unit: 380
Acreage: 0.10
Mgmt. Concern: Yes

<u>Site</u>	<u>Species</u>	<u>Height</u>	<u>Exotic</u>	<u>Historical</u>	<u>Uses</u>	<u>Disturbances</u>
Closed Forest Deciduous Chamaephytes Depression Moist	Red maple	All		Retaining wall		Dumping Trash

Comments:

Closed canopy red maple in a depression along Parkway north. Surface water in 1/3 of unit probably from recent rain. Other trees in canopy are white ash, American beech, and red oak. Ground is mostly bare with areas of spicebush and arrowwood, and some regeneration of red maple, black cherry, oak sp. and American beech. Retaining wall along street. Lots of trash and some dumping. Scattered spp: ferns, Aster, Virginia knotweed, violet, poison ivy, buckthorn, sweetgum <5', showy mountain ash (?), spicebush, etc.

Unit: 381
Acreage: 0.14
Mgmt. Concern: No

<u>Site</u>	<u>Species</u>	<u>Height</u>	<u>Exotic</u>	<u>Historical</u>	<u>Uses</u>	<u>Disturbances</u>
Herbaceous	Mugwort	<5'	Yes	Putnmrailrd	Foot traffic	Compaction
Hemicryptophytes	Cool season grass	<5'		RR Bridge		Trash
Level						
Dry						

Comments:

Mugwort strip along old Putnam Railroad and adjacent to small waterbody northwest of railroad bridge. Heavily compacted footpath about 1'-3' wide. Other sp: jewelweed, goldenrod, Virginia creeper, rose, Queen Anne's lace, great ragweed, poison ivy, wineberry, common evening primrose, spotted knapweed, black cherry (1), black locust, Catalpa, mulberry, American elm, Norway maple (2), Ailanthus (3) and Sassafras.

Unit: 382
Acreage: 0.57
Mgmt. Concern: Yes

<u>Site</u>	<u>Species</u>	<u>Height</u>	<u>Exotic</u>	<u>Historical</u>	<u>Uses</u>	<u>Disturbances</u>
Closed Forest	Norway maple	All	Yes	Exotics	Foot traffic	Dumping
Deciduous				Fence		Compaction
Hemicryptophytes				Cemetery		Erosion
Undulating						
Dry						

Comments:

A closed (very dark) forest dominated by Norway maple. Groundcover generally bare except for mugwort along pond and railroad edges. Part of unit is within a fenced off area used by the golf concession, and there are a few things stored there. There is also the old cemetery (1700's) closed off with a pipe fence, with some Eastern red cedar in it. MC: Lots of trash, bad odor from trash, little groundcover, soil compaction and erosion. Other spp: Ailanthus, American elm, black locust, mulberry, hickory spp., white ash, etc.

Unit: 383
Acreage: 0.19
Mgmt. Concern: No

<u>Site</u>	<u>Species</u>	<u>Height</u>	<u>Exotic</u>	<u>Historical</u>	<u>Uses</u>	<u>Disturbances</u>
Herbaceous	Mugwort	<5'		Landfill	Golfstorage	Dumping
Deciduous	Ailanthus	<5' & 5-30'	Yes	Teleph.pole		Trash
Hemicryptophytes						
Undulating						
Dry						

Comments:

A fenced area used by golf concession to store vehicles and other things (fertilizers?). Unit includes a building. Mugwort dominates. In places, it is low from being driven over or chopped down (not mowed). There is also some Ailanthus. Other spp: wild grape, Virginia creeper, poison ivy, smartweed, jewelweed, garlic mustard, pokeweed, deadly nightshade, a small Sassafras and a large mulberry.

Unit: 384
Acreage: 3.95
Mgmt. Concern: No

<u>Site</u>	<u>Species</u>	<u>Height</u>	<u>Exotic</u>	<u>Historical</u>	<u>Uses</u>	<u>Disturbances</u>
Closed Forest	Locust, black	>30' & 5-30'	Yes	Railroad	Foot traffic	Trash
Deciduous	Cherry, black	All		Stone pillar		Compaction
Geophytes				Exotics		Vandalism
Slope						
Dry						

Comments:

Closed forest of black locust and black cherry, with scattered hickory spp., mulberry, white ash. Groundcover mostly Virginia knotweed. Unit includes railroad tracks, stone pillars and several fences along railroad. Lots of trash. Other spp: black oak, Ailanthus, American sycamore, Eastern cottonwood, 1 black willow, elderberry, smooth sumac, ornamental shrubs, poison ivy, Japanese honeysuckle, garlic mustard, wild sarsaparilla, jewelweed, common evening primrose, 1 squash and Japanese hop.

Unit: 385
Acreage: 0.83
Mgmt. Concern: Yes

<u>Site</u>	<u>Species</u>	<u>Height</u>	<u>Exotic</u>	<u>Historical</u>	<u>Uses</u>	<u>Disturbances</u>
Closed Forest	Oak, red	>30' & 5-30'		Putnm Railrd	Foot traffic	Dumping
Deciduous	Birch, gray	>30' & 5-30'				Compaction
Chamaephytes						Erosion
Slope						
Wet						

Comments:

A red oak-grey birch forest along the shore border of Van Cortlandt lake. The overstory is predominantly large red oak and a few large grey birch. Unit also includes some Sassafras, arrowwood, sour wood, black cherry regeneration, and patches of grey birch as understory. Groundcover sp: CSG, sedge spp., jewelweed, Aster, goldenrod, white wood aster and smartweed. MC: A lot of trash, soil erosion and compaction on walking paths.

Unit: 386
Acreage: 0.26
Mgmt. Concern: Yes

<u>Site</u>	<u>Species</u>	<u>Height</u>	<u>Exotic</u>	<u>Historical</u>	<u>Uses</u>	<u>Disturbances</u>
Herbaceous	Phragmites	<5' & 5-30'		Putnm Railrd	Foot traffic	Dumping
Deciduous						
Geophytes						
Level						
Wet						

Comments:

A patch of Phragmites on the east side of Putnam Railroad tracks with Rubus, Joe-Pye weed, and false climbing buckwheat mixed in. The Phragmites extends onto the tracks. A few regenerating sycamore and white ash. Other spp: porcelainberry, mugwort, jewelweed, Aster, white snakeroot and goldenrod. Unit is a Patch of overgrown and straggly Phragmites with a mixture of other plants plus a lot of trash (MC).

Unit: 387
Acreage: 0.10
Mgmt. Concern: Yes

<u>Site</u>	<u>Species</u>	<u>Height</u>	<u>Exotic</u>	<u>Historical</u>	<u>Uses</u>	<u>Disturbances</u>
Closed Forest Deciduous Hemicryptophytes Slope Dry	Ailanthus	>30' & 5-30'	Yes	Landfill Fence	Foot traffic	Dumping

Comments:

A patch of "ailing " Ailanthus (dbh 3-7"). Understory has a lot of overgrown and straggly herbaceous plants: goldenrod and jewelweed. A few regenerating Eastern cottonwood and black cherry. Unit has a lot of trash (MC). Other spp: Virginia knotweed, garlic mustard, chives, Rubus and Aster.

Unit: 388
Acreage: 0.21
Mgmt. Concern: Yes

<u>Site</u>	<u>Species</u>	<u>Height</u>	<u>Exotic</u>	<u>Historical</u>	<u>Uses</u>	<u>Disturbances</u>
Closed Forest Deciduous Phanerophytes Slope Moist	Sassafras	All		Putnm Railrd	Foot traffic	Trash

Comments:

A Sassafras forest with woody understory mostly arrowwood, regenerating Sassafras, smooth dogwood, and regenerating black cherry. Unit borders the lake and historic railroad tracks; walk paths through unit. MC: Abandoned trash from picnic activity. Understory also includes a few herbaceous sp.: jewelweed, fern, false Solomon's seal, white wood aster. Other spp: path rush, Rubus, Japanese honeysuckle, Virginia knotweed and Aster.

Unit: 389
Acreage: 0.37
Mgmt. Concern: No

<u>Site</u>	<u>Species</u>	<u>Height</u>	<u>Exotic</u>	<u>Historical</u>	<u>Uses</u>	<u>Disturbances</u>
Herbaceous Deciduous Geophytes Level Moist	Phragmites	<5' & 5-30'			Foot traffic	Trash

Comments:

Patch of Phragmites. Some Rubus, purple loosestrife, goldenrod, and jewelweed mixed in. Unit includes a dying black locust (in the center of the unit). Unit borders the lake and near the Putnam railroad tracks.

Unit: 390
Acreage: 0.30
Mgmt. Concern: No

<u>Site</u>	<u>Species</u>	<u>Height</u>	<u>Exotic</u>	<u>Historical</u>	<u>Uses</u>	<u>Disturbances</u>
Woodland Deciduous Lianas Slope Wet	Cherry, black Porcelain berry Bald cypress	All All >30'		Exotics Culvert	Foot traffic	Dumping

Comments:

Strip of woodland between Van Cortlandt golf course west and Van Cortlandt Lake. Several planted bald cypress. Black cherry and Ailanthus are colonizing area. Understory viney, some lianas in trees. Unit includes some emergent plants (mild water pepper, cattails, Phragmites, etc.). Other spp: hickory spp., white ash, pin oak, red oak, American elm, staghorn sumac, climbing boneset, Japanese hops, jewelweed, Japanese knotweed, mugwort, silky dogwood, arrowwood, Rubus, rose, turtleheads, purple loosestrife, marsh mallow, etc

Unit: 391
Acreage: 1.50
Mgmt. Concern: Yes

<u>Site</u>	<u>Species</u>	<u>Height</u>	<u>Exotic</u>	<u>Historical</u>	<u>Uses</u>	<u>Disturbances</u>
Aquatic plant Geophytes Depression Surface water	Cattails, spp.	<5' & 5-30'		Putnam RR	Foot traffic	Trash

Comments:

Dominant species is emergent cattails bordering the Phragmites unit. Again, some arrow arum mixed in. MC: trash.

Unit: 392
Acreage: 0.29
Mgmt. Concern: Yes

<u>Site</u>	<u>Species</u>	<u>Height</u>	<u>Exotic</u>	<u>Historical</u>	<u>Uses</u>	<u>Disturbances</u>
Closed Forest Deciduous Hemicryptophytes Level Moist	Birch, gray	5'-30'		Putnam RR	Foot traffic	Dumping

Comments:

A grey birch forest with some Sassafras. Grey birch are ~25'; understory is very sparse and includes a mixture of jewelweed, horsetail, sensitive fern, black cherry seedlings (1'), Rubus, Virginia knotweed. Unit also includes some oak regeneration. Other spp: arrowwood, Joe-Pye weed, CSG and sedge spp.

Unit: 393
Acreage: 0.80
Mgmt. Concern: Yes

<u>Site</u>	<u>Species</u>	<u>Height</u>	<u>Exotic</u>	<u>Historical</u>	<u>Uses</u>	<u>Disturbances</u>
Closed Forest Deciduous Lianas Slope Dry	Ailanthus	>30' & 5-30'	Yes	Landfill	Foot traffic	Dumping

Comments:

Ailanthus patch between athletic and Van Cortlandt Lake overtaken by vines: Virginia creeper, Japanese honeysuckle, false climbing buckwheat and bittersweet. Common herbaceous species include mugwort, black cherry regeneration. Other spp: Rubus, garlic mustard, jewelweed, avens sp. Unit is MC: a lot of trash and dumping (grass clippings, etc.)

Unit: 394
Acreage: 1.13
Mgmt. Concern: No

<u>Site</u>	<u>Species</u>	<u>Height</u>	<u>Exotic</u>	<u>Historical</u>	<u>Uses</u>	<u>Disturbances</u>
Closed Forest Deciduous Hemicryptophytes Level Moist	Oak, red	All		Putman RR	Foot traffic	Trash

Comments:

A red oak forest with a few hickory, 2 black locusts, and Sassafras. Understory is predominantly herbaceous species: goldenrod, white snakeroot, white wood aster, and Aster. Unit includes a strip of forest on the shore of Van Cortlandt Lake. Other spp: Virginia knotweed, avens species, garlic mustard, silky dogwood, clustered snakeroot, gray birch, privet, bittersweet, horsetail and sensitive fern.

Unit: 395
Acreage: 5.19
Mgmt. Concern: Yes

<u>Site</u>	<u>Species</u>	<u>Height</u>	<u>Exotic</u>	<u>Historical</u>	<u>Uses</u>	<u>Disturbances</u>
Aquatic plant	Phragmites	<5' & 5-30'		Lake	Foot traffic	Dumping
Geophytes						
Depression						
Surface water						

Comments:

A patch of Phragmites in Van Cortlandt Lake. MC: A lot of trash northwest of lake shore. Water is muddy and contains oil stick. Other species include: arrow arum, 1 Eastern cottonwood, 1-2 London planetree, sunflower species. Joe-Pye weed, tick trefoil, goldenrod, porcelain berry, jewelweed, water hemlock, boneset, bittersweet, water horehound.

Unit: 396
Acreage: 1.13
Mgmt. Concern: No

<u>Site</u>	<u>Species</u>	<u>Height</u>	<u>Exotic</u>	<u>Historical</u>	<u>Uses</u>	<u>Disturbances</u>
Closed Forest	Ash, white	All			Foot traffic	
Deciduous	Red maple	All				
Chamaephytes	Arrowwood	<5' & 5-30'				
Level						
Surface water						

Comments:

Swampy forest of above trees and some black willow, pin oak, and American elm. Understory arrowwood, and some buttonbush. Soil is boggy and has a lot of muck, which supports numerous herbaceous plants and moss. Closer to Van Cortlandt golf course fence, the ground is drier. Other species: jewelweed, false nettle, skunk cabbage, elderberry, sensitive fern, arrow arum, willow herb, shadbush, cup plant, crab apple, etc.

Unit: 397
Acreage: 0.20
Mgmt. Concern: No

<u>Site</u>	<u>Species</u>	<u>Height</u>	<u>Exotic</u>	<u>Historical</u>	<u>Uses</u>	<u>Disturbances</u>
Woodland	Willow, black	All		Culvert	Foot traffic	
Deciduous	Arrowwood	<5' & 5-30'				
Chamaephytes						
Level						
Surface water						

Comments:

Black willow woodland with shrub understory mostly arrowwood, some silky dogwood. Other trees include black cherry, Eastern cottonwood, American elm, white ash. Ground cover has a good mix of herbaceous species: false nettle, Aster, jewelweed, willow herb, Virginia knotweed, Phragmites, sedges, water horehound. Other species: climbing boneset, porcelainberry, rose, cup plant, avens sp., curly dock, smartweed, arrow arum, cattails, buttonbush, red maple and weeping willow.

Unit: 398
Acreage: 3.05
Mgmt. Concern: No

<u>Site</u>	<u>Species</u>	<u>Height</u>	<u>Exotic</u>	<u>Historical</u>	<u>Uses</u>	<u>Disturbances</u>
Aquatic plant	Yellow water lily	<5'				Trash
Hydrophytes	Arrow arum	<5'				
Depression						
Surface water						

Comments:

Van Cortlandt waterway. Water murky and still. Quite a bit of floating aquatic plants including water lily, arrow arum, and duck weeds. Water somewhat polluted and trash on shore.

Unit: 399
Acreage: 0.54
Mgmt. Concern: No

<u>Site</u>	<u>Species</u>	<u>Height</u>	<u>Exotic</u>	<u>Historical</u>	<u>Uses</u>	<u>Disturbances</u>
Woodland	Locust, black	5'-30'	Yes	Putman RR	Foot traffic	
Deciduous	Ailanthus	<5' & 5-30'	Yes			
Lianas	Bittersweet	<5'	Yes			
Level						
Moist						

Comments:

A viney woodland bordering Van Cortlandt Lake. Dominant woody species include black locust, Ailanthus, and bittersweet. Other woody species include alder, silky dogwood, black cherry, mulberry, smooth sumac, red maple, Sassafras, pin oak, buttonbush, Norway maple, hickory sp., Japanese honeysuckle, rose, Rubus, sweet autumn clematis, Viburnum sp., wild grape, etc. Understory is mostly vines. Herbaceous species include little bluestem, goldenrod, white snakeroot, mugwort, Virginia creeper, false nettle, common evening primrose, etc.

Unit: 400
Acreage: 0.37
Mgmt. Concern: Yes

<u>Site</u>	<u>Species</u>	<u>Height</u>	<u>Exotic</u>	<u>Historical</u>	<u>Uses</u>	<u>Disturbances</u>
Herbaceous	Common cattail	<5' & 5-30'			Foot traffic	
	Jewelweed	<5'				
Geophytes						
Depression						
Surface water						

Comments:

Wet meadow mostly cattails, but jewelweed, purple loosestrife, dock, and Phragmites moving in. On the edges are clumps of tussock sedge, arrow arum, patches of shrubs (rose, alder, buttonbush, arrowwood), sensitive fern, Joe-Pye weed, boneset, silky dogwood, duckweed (floating on water), Iris sp., royal fern, false nettle, willow herb, climbing boneset, dodder. MC: keep Phragmites and purple loosestrife from taking over.

Unit: 401
Acreage: 0.63
Mgmt. Concern: Yes

<u>Site</u>	<u>Species</u>	<u>Height</u>	<u>Exotic</u>	<u>Historical</u>	<u>Uses</u>	<u>Disturbances</u>
Closed Forest Deciduous Lianas Level Dry	Cherry, black	<5' & 5-30'		Landfill	Foot traffic Vehicle access	Dumping

Comments:

Black cherry with porcelainberry vines. Understory is sparse. Other woody species include crab apple, Ailanthus, a few black cherry regenerating and Ailanthus regeneration. Bittersweet and some wild grape are present. Vine is dense on the south end of unit. Other spp: London planetree (3'+dbh), dogbane and common ragweed. MC: unit borders athletic field; a lot of trash (sight and odor); also old small dumpsite for leaf litter and grass clippings.

Unit: 402
Acreage: 0.19
Mgmt. Concern: No

<u>Site</u>	<u>Species</u>	<u>Height</u>	<u>Exotic</u>	<u>Historical</u>	<u>Uses</u>	<u>Disturbances</u>
Woodland Deciduous Hemicryptophytes Level Dry	Mulberry Seibold's viburnum	>30' & 5-30' 5'-30'	Yes Yes	Exotics Full-crown	Foot traffic	Dumping Trash

Comments:

Ex-landscaped area gone wild. Planted oaks (pin and red) but dominant trees are now above. Understory herbaceous: mugwort, garlic mustard, Virginia knotweed, Aster. Other spp: black cherry, white ash, Tartarian honeysuckle, Japanese honeysuckle, chives, deadly nightshade and Norway maple.

Unit: 403
Acreage: 0.80
Mgmt. Concern: Yes

<u>Site</u>	<u>Species</u>	<u>Height</u>	<u>Exotic</u>	<u>Historical</u>	<u>Uses</u>	<u>Disturbances</u>
Woodland	London planetree	>30' & 5-30'	Yes	Landfill	Foot traffic	Dumping
Deciduous	Eastern cottonwood	>30' & 5-30'				
Phanerophytes	White ash	All				
Slope						
Moist						

Comments:

A closed woodland consisting of mostly London planetree, Eastern cottonwood, and white ash. Other woody species: Norway maple, black cherry, bittersweet, Japanese honeysuckle, a small patch of white ash regeneration. Herbaceous species mostly goldenrod, tick trefoil, garlic mustard, chives. Groundcover is thin. A lot of trash.

Unit: 404
Acreage: 2.56
Mgmt. Concern: Yes

<u>Site</u>	<u>Species</u>	<u>Height</u>	<u>Exotic</u>	<u>Historical</u>	<u>Uses</u>	<u>Disturbances</u>
Scrub	Buttonbush	<5' & 5-30'			Foot traffic	Dumping
Deciduous	Arrowwood	<5' & 5-30'				
Chamaephytes	Red maple	5'-30'				
Level						
Wet						

Comments:

Bushy and viney woodland bordering the shore of Van Cortlandt water system. Dominant species are buttonbush and arrowwood. Other common woody species are red maple, bittersweet, black willow, alder, and silky dogwood. Common herbaceous spp. are: sweet autumn clematis, Virginia creeper, purple loosestrife, elderberry, white snakeroot, Joe-Pye weed, goldenrod, false nettle and water horehound. MC: a lot of trash. Other spp: Siebold viburnum, water hemlock, hickory spp., black cherry, privet, mulberry, smooth sumac, tick trefoil, etc.

Unit: 405
Acreage: 0.10
Mgmt. Concern: No

<u>Site</u>	<u>Species</u>	<u>Height</u>	<u>Exotic</u>	<u>Historical</u>	<u>Uses</u>	<u>Disturbances</u>
Woodland Deciduous Phanerophytes Level Wet	Quaking aspen	All		Putman RR	Foot traffic	

Comments:

A quaking aspen woodland bordering railroad tracks and Van Cortlandt Lake. Dominant understory consists of quaking aspen regeneration. Some arrowwood, black cherry, red oak, catbrier. Herbaceous species mostly white snakeroot. Other spp: rose, beggar ticks, mugwort, Queen Anne's lace, poor-man's-pepper, little bluestem, goldenrod, poison ivy, bittersweet, smartweed, Asiatic dayflower, black cherry regeneration, red maple regeneration, meadow rue, common evening primrose, smooth sumac regeneration, tick trefoil and

Unit: 406
Acreage: 2.87
Mgmt. Concern: Yes

<u>Site</u>	<u>Species</u>	<u>Height</u>	<u>Exotic</u>	<u>Historical</u>	<u>Uses</u>	<u>Disturbances</u>
Closed Forest Deciduous Phanerophytes Level Wet	Cherry, black Oak, pin Red maple	All All All		Putman RR Exotics	Foot traffic	Dumping

Comments:

A black cherry forest with pin oak and red maple along the Putman railroad. The forest also includes other woody species such as Sassafras, grey birch, black birch, tulip tree (7'), and yellowwood (9'). Understory is mostly red maple and black cherry regeneration with some regenerating tulip tree, yellowwood, and Sassafras. Other common woody understory include silky dogwood, white ash regeneration, Rubus, black tupelo. Dominant spp: mugwort, Aster, white snakeroot, and goldenrod. Unit exotic unknown shrub. MC: a lot of trash.

Unit: 407
Acreage: 10.62
Mgmt. Concern: Yes

<u>Site</u>	<u>Species</u>	<u>Height</u>	<u>Exotic</u>	<u>Historical</u>	<u>Uses</u>	<u>Disturbances</u>
Woodland	Red maple	>30' & 5-30'		Landfill	Foot traffic	Dumping
Deciduous	Willow, black	>30' & 5-30'				Vandalism
Phanerophytes	Ash, white	>30' & 5-30'				
Depression						
Surface water						

Comments:

A red maple swamp-like woodland with black willow and white ash. Unit is around an inlet and includes wet boggy areas. Understory spp: arrowwood, silky dogwood, and some regenerating white ash and red maple. The east side has a lot of fallen old willow (2-3' dbh). Herbaceous species mostly jewelweed, patches of Phragmites, arrow arum, and poison ivy along the fence borders. Unit includes a small patch of black locust and black willow. MC: lots of trash. Other species: buttonbush, mulberry, arrow arum, false nettle, Rubus, etc.

Unit: 408
Acreage: 1.06
Mgmt. Concern: No

<u>Site</u>	<u>Species</u>	<u>Height</u>	<u>Exotic</u>	<u>Historical</u>	<u>Uses</u>	<u>Disturbances</u>
Woodland	Sassafras	5'-30'		Putman RR	Foot traffic	Trash
Deciduous				Landfill		
Phanerophytes				Exotics		
Level						
Dry						

Comments:

Sassafras woodland with a mixture understory species: black cherry, white ash regeneration and arrowwood. Other tree species include: red maple, 1-2 black locust. Herbaceous species mostly Virginia knotweed, and some jewelweed. Other spp: flowering dogwood, crab apple, rose, Japanese honeysuckle, bittersweet and Rubus. Note: hop tree in unit (8' tall).

Unit: 409
Acreage: 0.16
Mgmt. Concern: No

<u>Site</u>	<u>Species</u>	<u>Height</u>	<u>Exotic</u>	<u>Historical</u>	<u>Uses</u>	<u>Disturbances</u>
Woodland	Oak, red	>30'			Vehicle access	Trash
Deciduous	Oak, pin	>30'				
Hemicryptophytes	Cherry, black	>30'				
Slope	Mulberry	5'-30'	Yes			
Dry						

Comments:

A small woodland unit with 3 red oak, 2 pin oak, 2 black cherry, 2 mulberry, 1 white oak, and 1 black oak. Understory of CSG. Some vines at tree bases including bittersweet, wild grape, Virginia creeper, common ragweed, some rose, white sweet clover, goldenrod, Aster, and common milkweed. A few Ailanthus (<5') regenerating. Some trash with vehicle access.

Unit: 410
Acreage: 0.41
Mgmt. Concern: No

<u>Site</u>	<u>Species</u>	<u>Height</u>	<u>Exotic</u>	<u>Historical</u>	<u>Uses</u>	<u>Disturbances</u>
Vineland	Bittersweet	All	Yes		Vehicle access	Trash
Deciduous						
Lianas						
Slope						
Dry						

Comments:

Patches of vineland on the northwestern edge of this island surrounded by Saw Mill Parkway. Dominant species is bittersweet with some wild grape covering a few pin oaks, 2 black locust, a black cherry, 1 Norway Maple, a crab apple and 1 mulberry. Species on edges of units are Queen Anne's lace, poison ivy, Aster, Virginia creeper and some wineberry.

Unit: 411
Acreage: 0.20
Mgmt. Concern: No

<u>Site</u>	<u>Species</u>	<u>Height</u>	<u>Exotic</u>	<u>Historical</u>	<u>Uses</u>	<u>Disturbances</u>
Closed Forest	Ailanthus	<5' & 5-30'	Yes			Trash
Deciduous	Locust, black	5'-30'	Yes			
Chamaephytes	J. Knotweed	<5' & 5-30'	Yes			
Slope	Ivy, poison	<5' & 5-30'				
Dry						

Comments:

Forest patch on highway island. Large patches of Japanese knotweed throughout. Also, crab apple, mulberry, American elm. Lots of poison ivy in understory. Other spp: Unknown shrub.

Unit: 412
Acreage: 0.30
Mgmt. Concern: No

<u>Site</u>	<u>Species</u>	<u>Height</u>	<u>Exotic</u>	<u>Historical</u>	<u>Uses</u>	<u>Disturbances</u>
Woodland	Locust, honey	5'-30'	Yes		Foot traffic	Trash
Deciduous	Oak, pin	5'-30'				
Chamaephytes	Hawthorn	5'-30'	Yes			
Slope	Crab apple	5'-30'				
Dry						

Comments:

Very viney and shrubby highway woodland (off Saw Mill River Parkway). Lots of wild grape, bittersweet, rose and fragrant sumac. May become a lianaland. Other spp: red oak, Virginia creeper, Ailanthus, mulberry, tartarian honeysuckle, American elm, garlic mustard, chives, Japanese knotweed, cup plant, and black cherry.

Unit: 413
Acreage: 0.93
Mgmt. Concern: No

<u>Site</u>	<u>Species</u>	<u>Height</u>	<u>Exotic</u>	<u>Historical</u>	<u>Uses</u>	<u>Disturbances</u>
Vineland	Bittersweet	All	Yes	Culvert	Foot traffic	Trash
Deciduous	Grape, wild	All		Channel		
Lianas	Porcelain berry	All		Powerhouse		
Undulating	Rose	<5' & 5-30'	Yes			
Wet						

Comments:

Lianaland straddling the stream and culvert and extending in patches up the Saw Mill River Parkway. Lianas cover trees, mostly black locust, mulberry and black cherry. Lots of rose, some arrowwood growing beneath. Other spp: Sassafras tulip tree, white ash, yellowwood, privet, jewelweed, false nettle, and black willow.

Unit: 414
Acreage: 0.06
Mgmt. Concern: No

<u>Site</u>	<u>Species</u>	<u>Height</u>	<u>Exotic</u>	<u>Historical</u>	<u>Uses</u>	<u>Disturbances</u>
Aquatic plant	Bur-reed	<5'		Culvert		
	Rice grass	<5'		Fence		
Hydrophytes						
Depression						
Surface water						

Comments:

Old waterway with stone walls along sides. Has silted in and now bur-reed, rice cutgrass, beggar ticks and jewelweed are growing here. Other spp: elderberry, smartweed, and Aster.

Unit: 415
Acreage: 0.99
Mgmt. Concern: No

<u>Site</u>	<u>Species</u>	<u>Height</u>	<u>Exotic</u>	<u>Historical</u>	<u>Uses</u>	<u>Disturbances</u>
Closed Forest	Locust, black	>30' & 5-30'	Yes	Fence	Foot traffic	
Deciduous	Rose	<5' & 5-30'	Yes	Channel		
Chamaephytes						
Undulating						
Wet						

Comments:

Black locust forest with thicket-like understory of rose. Some black willow, a few black cherry, Sassafras, American elm, tulip tree and mulberry. Some spots with bittersweet and wild grape. Mixed in with all the rose is Virginia knotweed, garlic mustard, fringed loosestrife, mugwort and avens sp. Other spp: moonseed, tartarian honeysuckle, Aster, silky dogwood, jewelweed, goldenrod and arrowwood. Water supply sewer cap in unit.

Unit: 416
Acreage: 0.21
Mgmt. Concern: No

<u>Site</u>	<u>Species</u>	<u>Height</u>	<u>Exotic</u>	<u>Historical</u>	<u>Uses</u>	<u>Disturbances</u>
Herbaceous	Jewelweed	<5' & 5-30'		Putman RR Landfill Exotics	Foot traffic	Trash
Therophytes						
Level						
Moist						

Comments:

A herbaceous community consisting mostly of jewelweed. A mixture of woody and herbaceous species are present. Ailanthus trees and regeneration, tulip tree, bittersweet, rose, black cherry, mugwort, goldenrod, tick trefoil, garlic mustard, sedges, white wood aster, smartweed, white snakeroot, and wood sorrel. Unit is on railroad tracks.

Unit: 417
Acreage: 2.30
Mgmt. Concern: No

<u>Site</u>	<u>Species</u>	<u>Height</u>	<u>Exotic</u>	<u>Historical</u>	<u>Uses</u>	<u>Disturbances</u>
Vineland	Grape, wild	All			Culvert	Trash
Deciduous	Bittersweet	All	Yes			
Lianas	Jewelweed	<5'				
Slope	Mugwort	<5'	Yes			
Dry	Rose	<5'	Yes			
	Ailanthus	5-30'&<5'	Yes			

Comments:

Sloping vineland surrounded by Saw Mill River Parkway. Wild grape and bittersweet dominate with large patches of jewelweed, mugwort and rose. Lots of Ailanthus regenerating. Active guardrail and culvert. Other species in abundance: red maple, poison ivy, smooth sumac, pin oak, black cherry, garlic mustard, Joe-Pye weed, bindweed, arrowwood, wineberry, and Virginia knotweed. Great blue heron sighted perching near water. Other spp: common milkweed, CSG, tulip tree, pokeweed, day lily, goldenrod, American elm, Japanese honeysuckle, violet, etc.

Unit: 418
Acreage: 0.74
Mgmt. Concern: No

<u>Site</u>	<u>Species</u>	<u>Height</u>	<u>Exotic</u>	<u>Historical</u>	<u>Uses</u>	<u>Disturbances</u>
Woodland	Tulip tree	>30'		Landfill		Trash
Deciduous	Cherry, black	All		Fence		
Phanerophytes	Arrowwood	<5' & 5-30'				
Slope	Rose	<5'	Yes			
Dry						

Comments:

Sloping woodland with mostly regenerating Ailanthus, black cherry, and Sassafras mixed with arrowwood and rose. Some full crown planted pin oaks. Some trash. Other species in abundance--American elm, Japanese honeysuckle, flowering dogwood, Virginia knotweed, and red oak. On the lower end of the slope are wet-site plants: red maple, jewelweed, spicebush, white ash, etc. Some poison ivy, enchanter's nightshade, bittersweet, bindweed, Japanese knotweed, blackhaw and mayapple.

Unit: 419
Acreage: 0.82
Mgmt. Concern: No

<u>Site</u>	<u>Species</u>	<u>Height</u>	<u>Exotic</u>	<u>Historical</u>	<u>Uses</u>	<u>Disturbances</u>
Closed Forest Deciduous Chamaephytes Level Wet	Willow, black	>30' & 5-30'		Water pipe		Wood cutt Erosion Trash

Comments:

A black willow forest with arrowwood and rose as dominant understory species. Other trees are hickory spp. and black locust. Groundcover is very sparse; mostly jewelweed and fringed loosestrife. Some slight erosion. Unit is between historic Putman Railroad and Saw Mill River Parkway. Other species: bittersweet, hawthorn, garlic mustard and chives.

Unit: 420
Acreage: 2.20
Mgmt. Concern: No

<u>Site</u>	<u>Species</u>	<u>Height</u>	<u>Exotic</u>	<u>Historical</u>	<u>Uses</u>	<u>Disturbances</u>
Closed Forest Deciduous Phanerophytes Level Moist	Sassafras Cherry, black Red maple	All All >30' & 5-30'		Putman RR	Foot traffic	Auto Trash

Comments:

A long strip forest of predominantly Sassafras, black cherry, and red maple along the historic Putnam Railroad. Also some Ailanthus. Understory consists mostly of Sassafras, black cherry regeneration, buckthorn, arrowwood, Norway maple regeneration, red maple regeneration, and some ash regeneration. Groundcover is sparse consisting of mostly Virginia knotweed, rose, garlic mustard, bittersweet, white snakeroot, smartweed, white wood aster, sycamore maple, hickory regeneration, Joe-Pye weed, goldenrod, * one hoptree, mugwort, Catalpa regeneration, etc.

Unit: 421
Acreage: 0.51
Mgmt. Concern: No

<u>Site</u>	<u>Species</u>	<u>Height</u>	<u>Exotic</u>	<u>Historical</u>	<u>Uses</u>	<u>Disturbances</u>
Closed Forest Deciduous Phanerophytes Level Wet	Norway maple	>30' & 5-30'	Yes	Putman RR Water pipe	Foot traffic	Trash Wood cutt

Comments:

A Norway maple forest with some red maple. Dominant understory is mostly arrowwood and spicebush. Some regeneration of Norway maple. Herbaceous species include: jewelweed, Virginia knotweed and chives. Other spp: rose, poison ivy, tall meadow rue, sensitive fern, tulip tree, black cherry, bittersweet, Japanese honeysuckle and white wood aster.

Unit: 422
Acreage: 0.79
Mgmt. Concern: Yes

<u>Site</u>	<u>Species</u>	<u>Height</u>	<u>Exotic</u>	<u>Historical</u>	<u>Uses</u>	<u>Disturbances</u>
Woodland Deciduous Chamaephytes Slope Moist	Tulip tree Red maple Arrowwood	>30' >30' & 5-30' <5' & 5-30'		Landfill		Trash

Comments:

Moist tulip tree-red maple woodland with arrowwood dominating understory. Fair amount of black cherry regenerating. Some older trees (tulip and oak) dying. MC: For aquatic bird life (least bittern and great blue heron) Other spp: 3 Eastern hemlock, bittersweet, false Solomon's seal, sensitive fern, spicebush, rose, Virginia knotweed, pin oak, American elm, Japanese honeysuckle and meadow rue. Some vine invasion from unit 417.

Unit: 423
Acreage: 1.03
Mgmt. Concern: Yes

<u>Site</u>	<u>Species</u>	<u>Height</u>	<u>Exotic</u>	<u>Historical</u>	<u>Uses</u>	<u>Disturbances</u>
Aquatic plant						Trash
Hydrophytes						
Level						
Surface water						

Comments:

Water is almost non-moving with submerged branches and logs along both banks. Trash floating and on banks. This aquatic site may be a concern for aquatic birdlife. Fresh water snails, fish, and a frog were seen. Other spp: small patches of cattails, purple loosestrife and arrow arum.

Unit: 424
Acreage: 0.79
Mgmt. Concern: No

<u>Site</u>	<u>Species</u>	<u>Height</u>	<u>Exotic</u>	<u>Historical</u>	<u>Uses</u>	<u>Disturbances</u>
Closed Forest	Oak, pin	>30' & 5-30'			Foot traffic	Dumping
Deciduous	Catalpa sp.	All	Yes			
Phanerophytes	Hickory spp.	All				
Level						
Moist						

Comments:

An open forest with a mixture of trees mostly pin oak, Catalpa, hickory spp., tulip tree, American elm. Understory predominantly regenerating sycamore maple, elderberry, jewelweed and Joe-Pye weed. Ground spp: white wood aster, patch of daylily, clustered snakeroot, bittersweet, chives, Virginia creeper, garlic mustard, Sassafras, black cherry, Eastern hemlock, American basswood, goldenrod, Aster, fern, Virginia knotweed.

Unit: 425
Acreage: 0.06
Mgmt. Concern: Yes

<u>Site</u>	<u>Species</u>	<u>Height</u>	<u>Exotic</u>	<u>Historical</u>	<u>Uses</u>	<u>Disturbances</u>
Herbaceous	Cool season grass	<5'			Foot traffic	Tree trunk
	Knapweed, spotted	<5'	Yes			
Hemicryptophytes	Queen Anne's lace	<5'	Yes			
Level						
Dry						

Comments:

Small unmowed meadow with one large tulip tree. MC: Allow to expand. The nearby lawn downslope (north) of here could be a nice wet meadow border but vines must be kept out. Other spp: mint sp., clover, thistle, Aster, bittersweet, rose, chives, common milkweed, English plantain, chicory, curly dock, great ragweed, white avens, Ailanthus, etc.

Unit: 426
Acreage: 1.99
Mgmt. Concern: No

<u>Site</u>	<u>Species</u>	<u>Height</u>	<u>Exotic</u>	<u>Historical</u>	<u>Uses</u>	<u>Disturbances</u>
Vineland	Grape, wild	All		Landfill	Vehicle access	Trash
Deciduous	Bittersweet	All	Yes			Auto
Lianas						
Slope						
Dry						

Comments:

Wild grape vineland surrounding the stream here. Nice cover for birds. Bittersweet dominant in spots; patch of rose present. Other species (including trees that are becoming covered): mugwort, jewelweed, white ash (<5'), arrowwood, Ailanthus, American elm, tulip tree, black cherry, Virginia knotweed, pokeweed, fragrant sumac, Virginia creeper, enchanter's nightshade, mulberry, moonseed, Joe-Pye weed, etc.

Unit: 427
Acreage: 0.24
Mgmt. Concern: No

<u>Site</u>	<u>Species</u>	<u>Height</u>	<u>Exotic</u>	<u>Historical</u>	<u>Uses</u>	<u>Disturbances</u>
Woodland Deciduous Hemicryptophytes Slope Moist	Willow, black	>30'			Vehicle access	Trash

Comments:

A row of 5 old black willow in a wet site with elderberry, jewelweed, and goldenrod. Other spp: Aster, Phragmites, bittersweet, porcelain berry, arrowwood, Rubus, Joe-Pye weed (most are 7'-9' tall). Also, turtleheads (white), groundnut and climbing false buckwheat.

Unit: 428
Acreage: 1.09
Mgmt. Concern: Yes

<u>Site</u>	<u>Species</u>	<u>Height</u>	<u>Exotic</u>	<u>Historical</u>	<u>Uses</u>	<u>Disturbances</u>
Closed Forest Mixed Phanerophytes Level Dry	Tulip tree Cherry, black Hickory spp. Hemlock, Eastern Arrowwood	All All All >30' & 5-30' <5' & 5-30'		Landfill Full-crown Exotics	Vehicle access	Auto Trash

Comments:

Very large tulips (8-9) and some large red and black oak comprise the upper canopy. Species composition is changing with little tulip, oak, and no hemlock regeneration. Black cherry and arrowwood consistent throughout; hemlocks scattered; hickory spp., mostly in north end. Patches of American elm and black tupelo. Vines surround much of unit. MC: Monitor liana encroachment. Groundcover predominantly Virginia knotweed, enchanter's nightshade, and some avens. Other spp: flowering dogwood, Japanese barberry, moonseed, Aster, etc.

Unit: 429
Acreage: 0.24
Mgmt. Concern: No

<u>Site</u>	<u>Species</u>	<u>Height</u>	<u>Exotic</u>	<u>Historical</u>	<u>Uses</u>	<u>Disturbances</u>
Herbaceous	Jewelweed	<5' & 5-30'				Trash
Therophytes	Cool season grass	<5'				
Undulating						
Moist						

Comments:

Three non-connecting areas dominated by jewelweed with CSG interspersed. These areas are moist and bounded by vineland. Some regeneration of oaks. Some trash. Other spp: elderberry, rose, bindweed, wild grape, purple loosestrife, Joe-Pye weed, burdock, great ragweed, bentgrass, buttonbush, and other grass species. Unit may eventually become part of adjacent vinelands.

Unit: 430
Acreage: 1.20
Mgmt. Concern: Yes

<u>Site</u>	<u>Species</u>	<u>Height</u>	<u>Exotic</u>	<u>Historical</u>	<u>Uses</u>	<u>Disturbances</u>
Closed Forest	Red maple	>30' & 5-30'		Exotics	Vehicle access	Dumping
Deciduous	Oak, red	All			Culvert	
Lianas	Bittersweet	All	Yes			
Slope						
Moist						

Comments:

A red maple and red oak forest with a lot of bittersweet adjacent to the Saw Mill River Parkway. Unit includes several planted flowering dogwood (diseased) along the Parkway border. Other woody species include silver maple, pin oak, smooth sumac, mulberry, white ash, silky dogwood, buckthorn and arrowwood. MC: a lot of trash from Parkway; recreation misuse. Other spp: wild grape, porcelain berry, deadly nightshade, Virginia creeper, rose, goldenrod, chives, smooth dogwood, Catalpa, Norway maple, great ragweed, mugwort, etc.

Unit: 431
Acreage: 0.33
Mgmt. Concern: No

<u>Site</u>	<u>Species</u>	<u>Height</u>	<u>Exotic</u>	<u>Historical</u>	<u>Uses</u>	<u>Disturbances</u>
Herbaceous	Phragmites	<5' & 5-30'			Vehicle access	Dumping
Hemicryptophytes						
Slope						
Wet						

Comments:

A Phragmites meadow with some jewelweed and Joe-Pye weed. Unit is on a gentle slope bordering Saw Mill River Parkway. Other spp: goldenrod, Aster, great ragweed, spotted knapweed, thin-leaved sunflower, Rubus, elderberry and bittersweet.

Unit: 432
Acreage: 0.03
Mgmt. Concern: Yes

<u>Site</u>	<u>Species</u>	<u>Height</u>	<u>Exotic</u>	<u>Historical</u>	<u>Uses</u>	<u>Disturbances</u>
Vineland	Bindweed	<5' & 5-30'				Auto
Deciduous	Jewelweed	<5' & 5-30'				Trash
Lianas	Arrowwood	<5' & 5-30'				
Slope						
Moist						

Comments:

This unit is dominated with bindweed overlapping much arrowwood, interspersed with jewelweed up to 6'tall. It's a gentle slope adjacent to the jewelweed unit. MC: an auto was dumped here with other scattered trash. On the water banks are patches of purple loosestrife. CSG is found along the vineland border with invasion of wild grape. Other spp: red maple, tulip tree saplings and horsetails.

Unit: 433
Acreage: 0.29
Mgmt. Concern: No

<u>Site</u>	<u>Species</u>	<u>Height</u>	<u>Exotic</u>	<u>Historical</u>	<u>Uses</u>	<u>Disturbances</u>
Closed Forest Deciduous Hemicryptophytes Level Wet	Silver maple	5'-30'			Foot traffic	Trash

Comments:

Silver maple forest with a patch of silky dogwood, buttonbush, and arrowwood. Understory is mostly jewelweed and fringed loosestrife. Unit is wet and muddy; it is adjacent to pond. Other spp: white turtlehead, goldenrod, Aster, Queen Anne's lace, false nettle, sensitive fern, tall meadow rue, horsetail, chives, grass spp., rose, smartweed, clustered snakeroot and Virginia knotweed.

Unit: 434
Acreage: 0.80
Mgmt. Concern: Yes

<u>Site</u>	<u>Species</u>	<u>Height</u>	<u>Exotic</u>	<u>Historical</u>	<u>Uses</u>	<u>Disturbances</u>
Herbaceous	Purple loosestrife	<5' & 5-30'	Yes		Foot traffic	
Hemicryptophytes Level Wet	arrow-leaved tearthumb Jewelweed	<5' & 5-30' <5'				

Comments:

Nice herbaceous tangle; purple loosestrife, cattails, arrow leaved tearthumb, halberd-leaved tearthumb, jewelweed, climbing false buckwheat, wild cucumber, silky dogwood and dodder. In lower and open spots is CSG, wintercress, buttercup sp., two weeping willow >30' included in unit. Unit becomes shrubbier with Rubus and silky dogwood as you go more upland. Other spp: Phragmites, bur- cucumber, Japanese hops. MC: purple loosestrife invasion!

Unit: 435
Acreage: 0.44
Mgmt. Concern: No

<u>Site</u>	<u>Species</u>	<u>Height</u>	<u>Exotic</u>	<u>Historical</u>	<u>Uses</u>	<u>Disturbances</u>
Herbaceous	Goldenrod	<5'		Putnam RR	Foot traffic	
	Little bluestem	<5'		Landfill		
Hemicryptophytes				Fence		
Level						
Dry						

Comments:

Meadow strip between Phragmites (unit 395) and trees (unit 420) on the old Putnam railroad tracks. Mostly goldenrod (3 spp.) and little bluestem. Lots of Joe-Pye weed and grasses. Some saplings of black cherry, Sassafras, quaking aspen and red oak.

Other spp: deer-tongue grass, purple-top, mugwort, Aster, Phragmites, wild grape, jewelweed, Rubus, wild lettuce, whorled loosestrife, great ragweed, goldenrod spp. (fragrant, smooth plume-like, rough paniced plume-like) white snakeroot and silverrod.

Unit: 436
Acreage: 1.12
Mgmt. Concern: Yes

<u>Site</u>	<u>Species</u>	<u>Height</u>	<u>Exotic</u>	<u>Historical</u>	<u>Uses</u>	<u>Disturbances</u>
Vineland	Grape, wild	<5' & 5-30'		Tree Well	Vehicle access	Fire
Deciduous	Aster	<5' & 5-30'			Campfire/ party	Trash
Hemicryptophytes	Jewelweed	<5' & 5-30'				
Slope						
Wet						

Comments:

A viney area with wild grape covering a mixture of herbaceous species including jewelweed, rose and Joe-Pye weed. Unit borders the creek. Unit also includes silky dogwood, fringed loosestrife, goldenrod, arrow-leaved tearthumb, halbred-leaved tearthumb, pin oaks, white ash, Rubus, black cherry regeneration, tall meadow-rue and arrowwood. Vegetation is dense and difficult to walk through. MC: trash, old campfire.

Unit: 437
Acreage: 0.33
Mgmt. Concern: Yes

<u>Site</u>	<u>Species</u>	<u>Height</u>	<u>Exotic</u>	<u>Historical</u>	<u>Uses</u>	<u>Disturbances</u>
Closed Forest Deciduous Phanerophytes Slope Moist	Black tupelo	<5' & 5-30'		Tree Well Tree House	Vehicle access Foot traffic	Dumping

Comments:

A round black tupelo patch with some tulip trees and red maple. Understory is predominantly black tupelo regeneration. Tree well around the base of old trees. Few herbaceous plants such as goldenrod. Forest floor is shaded heavily with only black tupelo regeneration and leaf litter. MC: Unit has a lot of trash from the bordering Parkway and campfires.

Unit: 438
Acreage: 2.16
Mgmt. Concern: Yes

<u>Site</u>	<u>Species</u>	<u>Height</u>	<u>Exotic</u>	<u>Historical</u>	<u>Uses</u>	<u>Disturbances</u>
Woodland Deciduous Hemicryptophytes Level Wet	Willow, weeping Willow, black	>30' >30'	Yes			Dumping

Comments:

A floodplain with weeping willow and black willow (dbh 4'). Understory is mostly a mixture of Phragmites, jewelweed, some Rubus, and Aster. On the west end of the unit, Japanese hops is common with fringed loosestrife and Japanese knotweed mixed in. Also, clearweed, CSG, garlic mustard, willow herb and tearthumb sp. Creek runs through unit; MC: water is severely polluted (trash and odor). Other spp: skunk cabbage, rose, chives and Joe-Pye weed.

Unit: 439
Acreage: 1.60
Mgmt. Concern: No

<u>Site</u>	<u>Species</u>	<u>Height</u>	<u>Exotic</u>	<u>Historical</u>	<u>Uses</u>	<u>Disturbances</u>
Woodland Deciduous Hemicryptophytes Level Wet	Red maple	>30' & 5-30'		Putman RR	Foot traffic	

Comments:

A red maple woodland with some white ash and pin oak. Understory is a mixture of jewelweed, Rubus, goldenrod, and wild grape (understory is 9'). Also, a small patch of staghorn sumac. Other tree spp: tulip tree, red oak and quaking aspen (all young dbh 2"-6"). Other common understory species: horsetail, bracken fern, fringed loosestrife, Joe-Pye weed, rose, Virginia knotweed, garlic mustard, chives, ferns, sedges, Asiatic dayflower, Aster and black cherry.

Unit: 440
Acreage: 0.59
Mgmt. Concern: Yes

<u>Site</u>	<u>Species</u>	<u>Height</u>	<u>Exotic</u>	<u>Historical</u>	<u>Uses</u>	<u>Disturbances</u>
Closed Forest Deciduous Phanerophytes Slope Moist	Red maple Ash, white	>30' & 5-30' >30' & 5-30'		Exotics Culvert Tree Well	Vehicle access	Dumping

Comments:

Open red maple and white ash forest bordering the Saw Mill River Parkway. The area includes old plantings of hornbeam and Canadian hemlock (1). Dominant understory species are regenerating white ash, Aster, thin-leaved sunflower, Joe-Pye weed, Rubus and jewelweed. Other woody species include arrowwood and black cherry. Other spp: poison ivy, tall meadow-rue, Virginia knotweed, mugwort, great ragweed, small wild grape and goldenrod. MC: trash.

Unit: 441
Acreage: 0.80
Mgmt. Concern: Yes

<u>Site</u>	<u>Species</u>	<u>Height</u>	<u>Exotic</u>	<u>Historical</u>	<u>Uses</u>	<u>Disturbances</u>
Woodland Deciduous Phanerophytes Slope Dry	Ailanthus	All	Yes	Putnam RR		Dumping Trash

Comments:

Open spots along the old Putnam railroad that are being colonized by Ailanthus and other trees. Very viney in spots; mostly with bittersweet. On tracks, there is a lot of tulip tree regeneration. MC: dumping from behind houses. Other spp: mulberry, red maple, Norway maple, black cherry, Norway spruce (1), Sassafras, white snakeroot, jewelweed, sweetgum (<5'), rose, winged euonymous and black locust.

Unit: 442
Acreage: 0.57
Mgmt. Concern: No

<u>Site</u>	<u>Species</u>	<u>Height</u>	<u>Exotic</u>	<u>Historical</u>	<u>Uses</u>	<u>Disturbances</u>
Closed Forest Deciduous Phanerophytes Level Moist	Sassafras	<5' & 5-30'		Fence	Foot traffic	Trash Dumping

Comments:

Closed forest with red oak, white oak, pin oak, tulip trees, and black birch (all >30') making up the canopy. Understory, ground cover (in some spots) and smaller <30', trees: Sassafras. Also lots of black tupelo regeneration. Groundcover containing lots of horsetails, ferns, and herbaceous species. Other spp: Aster, white wood aster, horsebalm, Rubus, wild yam root, jewelweed, garlic mustard and red maple.

Unit: 443
Acreage: 0.30
Mgmt. Concern: No

<u>Site</u>	<u>Species</u>	<u>Height</u>	<u>Exotic</u>	<u>Historical</u>	<u>Uses</u>	<u>Disturbances</u>
Woodland	Ailanthus	All	Yes		Foot traffic	Trash
Deciduous	Locust, black	All	Yes			Dumping
Therophytes						
Level						
Moist						

Comments:

Small patches of Ailanthus and black locust off the old Putnam railroad. Understory open with patches of rose and Rubus and some saplings. Groundcover mixture of jewelweed, clustered snakeroot, thin leaved sunflower, horsebalm and garlic mustard. Other spp: wild yam root, winged euonymous, mulberry, Sassafras, wild grape and green bearded coneflower.

Unit: 444
Acreage: 0.23
Mgmt. Concern: Yes

<u>Site</u>	<u>Species</u>	<u>Height</u>	<u>Exotic</u>	<u>Historical</u>	<u>Uses</u>	<u>Disturbances</u>
Woodland	Red maple	<5' & 5-30'				Trash
Deciduous	Unknown Liana	All	Yes			
Lianas						
Level						
Moist						

Comments:

Woodland of mixed tree species with unknown liana twining around trees and covering the ground. Other trees include tulip tree, hickory spp., black cherry, white ash, sweetgum, American elm, pin oak, Sassafras and red oak. Unit includes part of Tibbet's Brook. MC: keep this liana from spreading although it may not be too invasive. Other spp: wood nettle, fringed loosestrife, jewelweed, day lily, bittersweet, wild grape, spicebush and chives.

Unit: 445
Acreage: 1.47
Mgmt. Concern: Yes

<u>Site</u>	<u>Species</u>	<u>Height</u>	<u>Exotic</u>	<u>Historical</u>	<u>Uses</u>	<u>Disturbances</u>
Closed Forest Deciduous Chamaephytes Slope Wet	Red maple	All		Putnam RR Landfill Sewer Pipe	Foot traffic	Dumping

Comments:

Swampy red maple forest. Some white ash. Understory mostly open, some shrubs: spicebush, arrowwood and silky dogwood. Groundcover sparse; moist soil exposed in most places. Patches of wood nettle, ferns (royal, sensitive, cinnamon), jewelweed, clearweed, smartweed and fringed loosestrife. MC: dumping, also unknown liana invading from unit 444 and Tibbet's Brook polluted and smelly. Other spp: skunk cabbage, American elm, sweetgum, garlic mustard, Aster, false Solomon's seal, poison ivy, tulip tree and red oak.

Unit: 446
Acreage: 0.24
Mgmt. Concern: Yes

<u>Site</u>	<u>Species</u>	<u>Height</u>	<u>Exotic</u>	<u>Historical</u>	<u>Uses</u>	<u>Disturbances</u>
Closed Forest Deciduous Phanerophytes Slope Dry	Norway maple	<5' & 5-30'	Yes	Putnam RR Landfill		Dumping

Comments:

Slope behind houses in Yonkers leading down to old Putnam railroad. Covered almost entirely in Norway maple. Other spp: Ailanthus, black cherry, sugar maple, poison ivy, Virginia knotweed, red oak, hickory, spp., and white snakeroot. MC: Dumping from behind houses.

Unit: 447
Acreage: 1.10
Mgmt. Concern: Yes

<u>Site</u>	<u>Species</u>	<u>Height</u>	<u>Exotic</u>	<u>Historical</u>	<u>Uses</u>	<u>Disturbances</u>
Closed Forest	Oak, red	>30' & 5-30'		Putnam RR	Foot traffic	Dumping
Deciduous	Red maple	<5' & 5-30'		Landfill		
Phanerophytes	Sugar maple	<5' & 5-30'				
Slope	Oak, black	>30'				
Moist						

Comments:

Red oak forest with lots of maple (red, sugar and Norway) regeneration and medium-size trees. This unit slopes down from the row of houses to (and including) Tibbet's Brook. Lots of dumping (MC). Deer sighted here. Other spp: black cherry, hickory spp.

American elm, tulip tree, wood nettle, mulberry, poison ivy, white snake root, spicebush, flowering dogwood, American beech, blackhaw, Aster, London planetree and red garden currant.

Unit: 448
Acreage: 0.17
Mgmt. Concern: Yes

<u>Site</u>	<u>Species</u>	<u>Height</u>	<u>Exotic</u>	<u>Historical</u>	<u>Uses</u>	<u>Disturbances</u>
Vineland	Bittersweet	All	Yes	Putnam RR	Foot traffic	Dumping
Deciduous				Landfill		Vandalism
Lianas						Trash
Slope						
Moist						

Comments:

Small bittersweet vineland growing on trees and fallen trees. Many box elder <5'. MC: lots of dumping, small trees cut down near area where deer were seen in Yonkers. Other spp: red maple, Rubus, Norway maple, jewelweed, great ragweed, poison ivy, white wood aster, black cherry, white ash, thin leaved sunflower, American elm, sugar maple, heart leaved aster, etc.

Unit: 449
Acreage: 0.37
Mgmt. Concern: Yes

<u>Site</u>	<u>Species</u>	<u>Height</u>	<u>Exotic</u>	<u>Historical</u>	<u>Uses</u>	<u>Disturbances</u>
Herbaceous Hemicryptophytes Level Dry	Mugwort	<5'	Yes	Landfill	Foot traffic	Dumping Trash Encroachment

Comments:

Mugwort field at the northeast corner of the wetlands strip. It is bordered on the north side by the Mclean Ave bridge and on the east side by building, Damon Ave, and homes. Lots of dumping (MC). Other spp: Ailanthus, American elm, pokeweed, common milkweed, great ragweed, goldenrod, box elder, (<5'), Aster, Eastern cottonwood, (<10') and Rubus.

Unit: 450
Acreage: 5.72
Mgmt. Concern: No

<u>Site</u>	<u>Species</u>	<u>Height</u>	<u>Exotic</u>	<u>Historical</u>	<u>Uses</u>	<u>Disturbances</u>
Closed Forest Deciduous Lianas Undulating Dry	Cherry, black	>30' & 5-30'		Landfill	Sports Foot traffic	Trash Fire

Comments:

Large unit mostly composed of black cherry and poison ivy. Interspersed amounts of Ailanthus, Norway maple, and black locust. Lots of Japanese honeysuckle too. Other spp: red oak, Virginia knotweed, white wood aster, goldenrod, CSG, bittersweet, garlic mustard, deadly nightshade, Virginia creeper, rose, arrowwood and Jack-in-the-pulpit.

Unit: 451
Acreage: 1.00
Mgmt. Concern: No

<u>Site</u>	<u>Species</u>	<u>Height</u>	<u>Exotic</u>	<u>Historical</u>	<u>Uses</u>	<u>Disturbances</u>
Herbaceous	Little bluestem	<5'			Sports	Dumping
Hemicryptophytes	Goldenrod	<5'			Foot traffic	Fire
Level						
Dry						

Comments:

Meadow within large black cherry forest (unit 450). Lots of insects (dragonflies, crickets). A few woody species: black cherry and Ailanthus. Foot path through meadow. Other spp: Aster, pearly everlasting, etc.

Unit: 452
Acreage: 1.12
Mgmt. Concern: No

<u>Site</u>	<u>Species</u>	<u>Height</u>	<u>Exotic</u>	<u>Historical</u>	<u>Uses</u>	<u>Disturbances</u>
Closed Forest	Cherry, black	>30'			Sports	Trash
Deciduous	Sweetgum	>30'			Foot traffic	
Lianas	Ailanthus	5'-30'	Yes		Golf Carts	
Level						
Dry						

Comments:

Forest of thin (dbh 5"-6") black cherry, a few Ailanthus, and large sweetgum. Other trees: red oak, black birch, and black locust. Understory is sparse except around forest border and occurs in patches. Unit borders a children's playground. Other spp: poison ivy, Virginia knotweed, rose, and white wood aster.

Unit: 453
Acreage: 88.60
Mgmt. Concern: Yes

<u>Site</u>	<u>Species</u>	<u>Height</u>	<u>Exotic</u>	<u>Historical</u>	<u>Uses</u>	<u>Disturbances</u>
Herbaceous	Cool season grass	<5'			Sports Foot traffic Golf Carts	Compaction
Hemicryptophytes						
Undulating						
Dry						

Comments:

Fairways and greens on Van Cortlandt Golf Course. MC: fairways have scattered drainage problems. Some standing water especially adjacent to wetlands.

Unit: 454
Acreage: 0.90
Mgmt. Concern: Yes

<u>Site</u>	<u>Species</u>	<u>Height</u>	<u>Exotic</u>	<u>Historical</u>	<u>Uses</u>	<u>Disturbances</u>
Closed Forest	Cherry, black	5'-30'		Foundation	Sports	Dumping
Deciduous				Landfill	Foot traffic	Erosion
Phanerophytes						Vandalism
Slope						
Dry						

Comments:

Other trees are Norway maple, pin oak, and Sassafras. Understory predominantly black cherry regeneration, Rubus, poison ivy, mugwort, Virginia creeper, bittersweet. MC: vagabond had lived here and left a lot of trash; black cherries on top of slope cut for firewood (this area is mostly mugwort); southeast of unit, slope eroding severely. Other spp: goldenrod, pokeweed, garlic mustard and wild grape.

Unit: 455
Acreage: 0.21
Mgmt. Concern: No

<u>Site</u>	<u>Species</u>	<u>Height</u>	<u>Exotic</u>	<u>Historical</u>	<u>Uses</u>	<u>Disturbances</u>
Closed Forest Deciduous Phanerophytes Slope Dry	Locust, black	5'-30'	Yes		Sports Foot traffic	Trash Vandalism Compaction

Comments:

Black locust forest with black cherry regeneration. A few pin oaks also in unit. Other spp: mugwort, Japanese knotweed, goldenrod, CSG, white wood aster and white oak (<5').

Unit: 456
Acreage: 0.57
Mgmt. Concern: No

<u>Site</u>	<u>Species</u>	<u>Height</u>	<u>Exotic</u>	<u>Historical</u>	<u>Uses</u>	<u>Disturbances</u>
Woodland Deciduous Hemicryptophytes Slope Dry	Oak, white Cherry, black Cool season grass	>30' & 5-30' <5' <5'			Sports Foot traffic	

Comments:

Woodland consists of white oak (dbh 2-5") regeneration over taking a former grassy meadow. Other trees include a few pin oak, Sassafras and gray birch. Understory is predominantly woody species such as black cherry, Sassafras seedlings and bayberry. A large metal pipe in unit. Other spp: goldenrod, false Solomon's seal, Rubus, smooth sumac, Japanese knotweed, whorled loosestrife and round-headed bush clover.

Unit: 457
Acreage: 0.43
Mgmt. Concern: No

<u>Site</u>	<u>Species</u>	<u>Height</u>	<u>Exotic</u>	<u>Historical</u>	<u>Uses</u>	<u>Disturbances</u>
Closed Forest Deciduous Phanerophytes Level Dry	Sassafras	5'-30'			Sports Foot traffic Golf Carts	Trash

Comments:

Small closed forest of predominantly Sassafras with a few black cherry and mulberry. Understory consists of a few black cherry and Norway maple. Other spp: false Solomon's seal, Virginia knotweed, mugwort, day lily and poison ivy.

Unit: 458
Acreage: 0.53
Mgmt. Concern: No

<u>Site</u>	<u>Species</u>	<u>Height</u>	<u>Exotic</u>	<u>Historical</u>	<u>Uses</u>	<u>Disturbances</u>
Closed Forest Deciduous Phanerophytes Slope Dry	Oak, pin Oak, white Oak, red	>30' >30' >30'		Full-crown	Sports Foot traffic	Dumping

Comments:

One of the most natural forests on the VC Golf course. Mixed oak forest with black cherry regeneration. Other trees are grey birch, hickory sp., white pine, and a few hickory spp. saplings. Unit includes a small patch of vines; mainly bittersweet, but also Virginia creeper, and poison ivy. Other spp: rose, Virginia knotweed, white wood aster, goldenrod, day lily, Norway maple, smooth sumac, bayberry, etc.

Unit: 459
Acreage: 0.39
Mgmt. Concern: No

<u>Site</u>	<u>Species</u>	<u>Height</u>	<u>Exotic</u>	<u>Historical</u>	<u>Uses</u>	<u>Disturbances</u>
Woodland	Cherry, black	5'-30'			Sports	Erosion
Deciduous	Ailanthus	5'-30'	Yes		Foot traffic	Compaction
Hemicryptophytes					Golf Carts	
Slope						
Dry						

Comments:

Woodland consisting of black cherry with a patch of Ailanthus. Also, two hickory spp. trees. Understory is sparse; the common species are mugwort, poison ivy, white wood aster, a patch of wild grape, and catbrier on the border. A walkpath through unit.

Unit: 460
Acreage: 0.23
Mgmt. Concern: No

<u>Site</u>	<u>Species</u>	<u>Height</u>	<u>Exotic</u>	<u>Historical</u>	<u>Uses</u>	<u>Disturbances</u>
Woodland	Oak, pin	>30' & 5-30'			Sports	Fire
Deciduous	Cherry, black	>30' & 5-30'			Foot traffic	
Hemicryptophytes						
Level						
Dry						

Comments:

Pin oak and black cherry woodland on a maintained area in the golf course. Groundcover is CSG. Some poison ivy, mugwort, and white wood aster. Some black cherry regeneration. Two non-connecting units. Fire scar on an old snag.

Unit: 461
Acreage: 0.13
Mgmt. Concern: No

<u>Site</u>	<u>Species</u>	<u>Height</u>	<u>Exotic</u>	<u>Historical</u>	<u>Uses</u>	<u>Disturbances</u>
Woodland	Crab apple	5'-30'			Sports	Erosion
Deciduous	American hornbeam	5'-30'			Foot traffic	
Hemicryptophytes						
Slope						
Dry						

Comments:

Row of above species. Groundcover is mostly leaf litter. Other plants are wild grape, poison ivy, common nightshade, deadly nightshade and mugwort.

Unit: 462
Acreage: 0.43
Mgmt. Concern: No

<u>Site</u>	<u>Species</u>	<u>Height</u>	<u>Exotic</u>	<u>Historical</u>	<u>Uses</u>	<u>Disturbances</u>
Woodland	Cherry, black	>30' & 5-30'			Sports	
Deciduous	Oak, swamp white	>30'			Foot traffic	
Hemicryptophytes	Red maple	5'-30'				
Level						
Moist						

Comments:

Black cherry woodland with large swamp white oaks and red maple. Groundcover mostly poison ivy. Northern area is drier and has more woody species--rose, some red maple, black cherry regeneration and arrowwood. Patch of Phragmites in southern end. Small creek runs through unit. Other spp: jewelweed, CSG, Virginia knotweed, black willow, turtlehead and wild grape.

Unit: 463
Acreage: 0.59
Mgmt. Concern: No

<u>Site</u>	<u>Species</u>	<u>Height</u>	<u>Exotic</u>	<u>Historical</u>	<u>Uses</u>	<u>Disturbances</u>
Woodland Deciduous Hemicryptophytes Level Moist	Cherry, black	5'-30'			Sports Foot traffic	

Comments:

Black cherry with a few red maple. Groundcover mostly poison ivy and Virginia knotweed. Other spp: wild grape, cinquefoil, Rubus, ferns, arrowwood, catbrier, three-seeded mercury, Virginia creeper, white wood aster, etc.

Unit: 464
Acreage: 0.14
Mgmt. Concern: No

<u>Site</u>	<u>Species</u>	<u>Height</u>	<u>Exotic</u>	<u>Historical</u>	<u>Uses</u>	<u>Disturbances</u>
Woodland Deciduous Hemicryptophytes Level Dry	Oak, pin	>30'			Golf Carts Foot traffic	Erosion Compaction

Comments:

Pin oak woodland with a London Planetree, willow oak, and 1 American hornbeam. Groundcover is CSG.

Unit: 465
Acreage: 0.57
Mgmt. Concern: No

<u>Site</u>	<u>Species</u>	<u>Height</u>	<u>Exotic</u>	<u>Historical</u>	<u>Uses</u>	<u>Disturbances</u>
Closed Forest Evergreen Hemicryptophytes Slope Dry	Pine, white	>30' & 5-30'			Foot traffic Golf Carts	Trash Compaction

Comments:

Closed forest in VC Golf Course. Non connecting units with some black cherry on border. Understory is extremely sparse; ground is carpeted with pine needles. Several walk paths. Plants (1-2 of each) include grey birch, pin oak, Norway maple <5', Ailanthus <5', Virginia knotweed, poison ivy, CSG, Aster, goldenrod, American bittersweet, and false Solomon's seal. Some rock outcrops.

Unit: 466
Acreage: 0.90
Mgmt. Concern: No

<u>Site</u>	<u>Species</u>	<u>Height</u>	<u>Exotic</u>	<u>Historical</u>	<u>Uses</u>	<u>Disturbances</u>
Herbaceous Hemicryptophytes Undulating Dry	Mugwort	<5' & 5-30'	Yes	Landfill Foundation	Sports Foot traffic	Trash Fire Dumping

Comments:

Predominantly a mugwort meadow with a few trees (1 white ash, 1 hickory sp., 3 black locust and 1 black cherry). Some dumping of gravel and an old foundation. Other species include wild grape, deadly nightshade, jewelweed, pokeweed, goldenrod, garlic mustard, two rows of planted Euonymus and privet, poison ivy, burdock, Queen Anne's lace, bindweed, CSG, smartweed, chives, Virginia knotweed, Rubus, common milkweed, three-seeded mercury, bittersweet, rose, spotted knapweed, etc.

Unit: 467
Acreage: 0.23
Mgmt. Concern: No

<u>Site</u>	<u>Species</u>	<u>Height</u>	<u>Exotic</u>	<u>Historical</u>	<u>Uses</u>	<u>Disturbances</u>
Woodland	Cherry, black	5'-30'		Foundation	Sports	Dumping
Deciduous	Smooth sumac	5'-30'			Foot traffic	
Chamaephytes						
Level						
Dry						

Comments:

Woodland with old foundations and a gravel dump. Other species are American elm, mulberry, black locust, rose, mugwort, shining sumac, bittersweet, Rubus, jewelweed, Virginia knotweed, deadly nightshade, poison ivy, etc.

Unit: 468
Acreage: 0.73
Mgmt. Concern: No

<u>Site</u>	<u>Species</u>	<u>Height</u>	<u>Exotic</u>	<u>Historical</u>	<u>Uses</u>	<u>Disturbances</u>
Closed Forest	Cherry, black	All			Sports	Trash
Deciduous					Foot traffic	
Phanerophytes						
Slope						
Dry						

Comments:

Black cherry forest with several large pin oaks. Understory mostly black cherry regeneration; lots of leaf litter. Other spp: Sassafras, hickory spp. and red oak regeneration, privet, crab apple, rose, Rubus, catbrier, Norway maple, Japanese honeysuckle, cinquefoil, wild strawberry, Virginia knotweed, white wood aster, Aster, rose-of-Sharon and fringed loosestrife.

Unit: 469
Acreage: 0.30
Mgmt. Concern: No

<u>Site</u>	<u>Species</u>	<u>Height</u>	<u>Exotic</u>	<u>Historical</u>	<u>Uses</u>	<u>Disturbances</u>
Woodland Deciduous Phanerophytes Slope Dry	Locust, black	All	Yes		Sports Foot traffic	

Comments:

A black locust forest with mostly black cherry regeneration as understory. Other spp: a few sweetgum ~5', Virginia knotweed, poison ivy, black locust regeneration, goldenrod, white snakeroot, rose, bittersweet and Aster.

Unit: 470
Acreage: 0.31
Mgmt. Concern: No

<u>Site</u>	<u>Species</u>	<u>Height</u>	<u>Exotic</u>	<u>Historical</u>	<u>Uses</u>	<u>Disturbances</u>
Herbaceous	Goldenrod	<5'			Sports	
Chamaephytes	J. Honeysuckle	<5'	Yes		Foot traffic	
Slope Dry	Dogbane	<5'				

Comments:

Meadow of mostly goldenrod. Japanese honeysuckle is a common groundcover. Other spp: Rubus, butter-and-eggs, CSG, smooth sumac, round headed bush clover, little bluestem, sweetgum seedlings.

Unit: 471
Acreage: 0.59
Mgmt. Concern: No

<u>Site</u>	<u>Species</u>	<u>Height</u>	<u>Exotic</u>	<u>Historical</u>	<u>Uses</u>	<u>Disturbances</u>
Woodland	Cherry, black	>30' & 5-30'			Sports	
Deciduous	Sumac, smooth	5'-30'			Foot traffic	
Chamaephytes	Birch, gray	<5' & 5-30'				
Slope						
Dry						

Comments:

Sumac and grey birch occur in thin isolated patches. Other spp: 1 pin oak, 1 apple tree, goldenrod, CSG, butter-and-eggs, white wood aster, Virginia creeper, Asiatic dayflower, poison ivy, mugwort, Rubus, false Solomon's seal, pokeweed, white snakeroot, Japanese honeysuckle, smartweed, deadly nightshade, round headed bush clover, Virginia knotweed and hickory spp.

Unit: 472
Acreage: 0.40
Mgmt. Concern: No

<u>Site</u>	<u>Species</u>	<u>Height</u>	<u>Exotic</u>	<u>Historical</u>	<u>Uses</u>	<u>Disturbances</u>
Vineland	Grape, wild	5'-30'			Sports	Trash
Deciduous	Cherry, black	5'-30'			Foot traffic	Fire
Lianas						
Slope						
Dry						

Comments:

Two unconnected vinelands with lots of catbrier, poison ivy and Rubus. East part of unit has large stone outcrops and more lush groundcover than the west part that has abundant leaf litter and some Virginia creeper. Other spp: Virginia knotweed, false Solomon's seal, white wood aster, deadly nightshade, pokeweed, goldenrod. There are a few trails throughout.

Unit: 473
Acreage: 0.41
Mgmt. Concern: No

<u>Site</u>	<u>Species</u>	<u>Height</u>	<u>Exotic</u>	<u>Historical</u>	<u>Uses</u>	<u>Disturbances</u>
Closed Forest	Oak, pin	>30' & 5-30'		Stairs	Sports	
Deciduous	Sassafras	5'-30'			Foot traffic	
Hemicryptophytes						
Slope						
Dry						

Comments:

Woods bordering the Major Deegan Expressway. Other species are bittersweet, white wood aster, Japanese honeysuckle, Virginia knotweed, false Solomon's seal, CSG, white ash <5', black cherry, and whorled loosestrife.

Unit: 474
Acreage: 7.32
Mgmt. Concern: No

<u>Site</u>	<u>Species</u>	<u>Height</u>	<u>Exotic</u>	<u>Historical</u>	<u>Uses</u>	<u>Disturbances</u>
Woodland	Oak, willow	>30' & 5-30'		Full-crown	Sports	Compaction
Deciduous	Oak, pin	>30'		Exotics	Foot traffic	Erosion
Hemicryptophytes	American hornbeam	5'-30'			Golf Carts	Trash
Undulating	European hornbeam	>30' & 5-30'	Yes			
Dry	London planetree	>30'	Yes			

Comments:

Woodland boundaries on VC Golf Course. Understory is maintained CSG. Other woody plants are crab apple, American elm, black cherry, hickory spp., tulip tree, white mulberry, Sassafras, white and red oak, hackberry, Ailanthus, honey locust, juniper, black tupelo, sugar maple, red maple, English white oak, white ash, grey birch, black oak, yellowwood, flowering dogwood, black walnut and Kousa dogwood. Other species: Virginia knotweed, poison ivy, mugwort, rose-of Sharon, privet lamb's quarters, spotted knapweed, common nightshade, etc.

Unit: 475
Acreage: 0.11
Mgmt. Concern: No

<u>Site</u>	<u>Species</u>	<u>Height</u>	<u>Exotic</u>	<u>Historical</u>	<u>Uses</u>	<u>Disturbances</u>
Herbaceous	Mugwort	<5'	Yes			Dumping
Deciduous	Aster	<5'				
Hemicryptophytes						
Level						
Dry						

Comments:

Area is an unmowed lawn presently used as a dumping site for construction/maintenance materials. Area is overgrown with herbaceous species. Other spp: white ash regeneration, common hops, pokeweed, great ragweed, spotted knapweed, thistle, lamb's quarters, common plantain, Ailanthus, white snakeroot, etc.

Unit: 476
Acreage: 0.17
Mgmt. Concern: No

<u>Site</u>	<u>Species</u>	<u>Height</u>	<u>Exotic</u>	<u>Historical</u>	<u>Uses</u>	<u>Disturbances</u>
Woodland	Locust, black	5'-30'	Yes		Sports	
Deciduous					Foot traffic	
Chamaephytes						
Slope						
Dry						

Comments:

Sloping woodland of predominantly black locust. One white ash. Understory mostly black cherry and white ash regeneration. Some smooth sumac at border of unit. Herbaceous species consist mostly of mugwort, common ragweed, and CSG. Other species: Rubus, rose, wild grape, smartweed, Virginia knotweed, poison ivy, etc.

Unit: 477
Acreage: 0.29
Mgmt. Concern: No

<u>Site</u>	<u>Species</u>	<u>Height</u>	<u>Exotic</u>	<u>Historical</u>	<u>Uses</u>	<u>Disturbances</u>
Woodland	Oak, willow	>30'			Sports	
Deciduous	Crab apple	5'-30'			Foot traffic	
Hemicryptophytes	Smooth sumac	5'-30'				
Level						
Dry						

Comments:

Woodland near Mosholu Parkway of mixture of the above trees plus pin oak, black walnut, Ailanthus, and honey locust. Understory mainly patches of mugwort, poison ivy, and rose. Other spp: deadly nightshade, spotted knapweed, pokeweed, white wood aster, bittersweet, common milkweed, Virginia knotweed, day lily and CSG.

Unit: 478
Acreage: 0.60
Mgmt. Concern: No

<u>Site</u>	<u>Species</u>	<u>Height</u>	<u>Exotic</u>	<u>Historical</u>	<u>Uses</u>	<u>Disturbances</u>
Herbaceous	Mugwort	<5'	Yes		Sports	
	Jewelweed	<5'			Foot traffic	
Hemicryptophytes	J. Knotweed	<5'	Yes			
Level						
Dry						

Comments:

A sand/dirt dump site covered mostly with mugwort, jewelweed and Japanese knotweed. Area also has pokeweed, Virginia creeper, garlic mustard, poison ivy, stinging nettle and common clotbur.

Unit: 479
Acreage: 0.16
Mgmt. Concern: No

<u>Site</u>	<u>Species</u>	<u>Height</u>	<u>Exotic</u>	<u>Historical</u>	<u>Uses</u>	<u>Disturbances</u>
Woodland Deciduous Hemicryptophytes Level Dry	London planetree	>30'	Yes			Leaf dump

Comments:

Borderline woodland designation for unit with only 2 very large London planetree, 1 Ailanthus, and 2 small black willows. Although very few trees, they dominate unit. Other spp: stinging nettle, jewelweed, Aster, white snakeroot, mugwort, common ragweed and smartweed.

Unit: 480
Acreage: 0.92
Mgmt. Concern: No

<u>Site</u>	<u>Species</u>	<u>Height</u>	<u>Exotic</u>	<u>Historical</u>	<u>Uses</u>	<u>Disturbances</u>
Aquatic plant Level Surface water						

Comments:

Small pond with vegetation around border. Very active area for aquatic fowl. Arrow arum, black willow, smartweed, Siebold viburnum, and witch hazel found in and around the water.

Unit: 481
Acreage: 0.87
Mgmt. Concern: No

<u>Site</u>	<u>Species</u>	<u>Height</u>	<u>Exotic</u>	<u>Historical</u>	<u>Uses</u>	<u>Disturbances</u>
Woodland Deciduous Chamaephytes Depression Wet	Red maple	>30' & 5-30'			Sports Foot traffic	

Comments:

Woodland boundaries in VC Golf Course. Non connecting units along fence borders. Wet depressions through units, some standing water. Other trees: mulberry, black willow and black cherry. Understory dominated by rose, spicebush, Rubus and arrowwood. Other spp: horsetail, jewelweed, sensitive fern, royal fern, Phragmites, poison ivy, cinquefoil, Japanese honeysuckle, smartweed, violet, some young Sassafras and CSG.

Unit: 482
Acreage: 0.14
Mgmt. Concern: No

<u>Site</u>	<u>Species</u>	<u>Height</u>	<u>Exotic</u>	<u>Historical</u>	<u>Uses</u>	<u>Disturbances</u>
Woodland Deciduous Hemicryptophytes Level Wet	Willow, black	>30' & 5-30'			Sports Foot traffic	

Comments:

Woodland on wet/moist site bordering golf course fence. A few black willow have fallen over the fence. Other spp: deadly nightshade, mulberry 7-10, CSG, sweet autumn clematis, small patch of red maple regeneration, smartweed, mulberry, poison ivy, burdock, honeysuckle sp., Virginia knotweed, jewelweed, violet and common plantain.

Unit: 483
Acreage: 0.57
Mgmt. Concern: No

<u>Site</u>	<u>Species</u>	<u>Height</u>	<u>Exotic</u>	<u>Historical</u>	<u>Uses</u>	<u>Disturbances</u>
Woodland	Cherry, black	5'-30'		Exotics	Sports	
Deciduous	Sassafras	5'-30'			Foot traffic	
Phanerophytes	Oak, pin	>30' & 5-30'				
Level						
Dry						

Comments:

Woodland consisting of a mixture of trees and understory species. Trees mainly those listed above; understory species are mulberry, spicebush, mock orange, elderberry, sourwood, and arrowwood. Most shrubs are ~10' tall. A patch of wild grape over fence. Regenerating black cherry and Sassafras. Other spp: Virginia knotweed, sensitive fern, mugwort, patch of grey birch, 1 London planetree, catbrier, goldenrod, pokeweed, umbrella sedge, CSG, white wood aster, poison ivy and Polygonum sp.

Unit: 484
Acreage: 0.97
Mgmt. Concern: No

<u>Site</u>	<u>Species</u>	<u>Height</u>	<u>Exotic</u>	<u>Historical</u>	<u>Uses</u>	<u>Disturbances</u>
Woodland	Austrian pine	5'-30'	Yes	Full-crown	Sports	Compaction
Evergreen				Exotics	Foot traffic	
Hemicryptophytes					Golf Carts	
Undulating						
Dry						

Comments:

Fairway boundaries to VC Golf course. Few other trees are pin oak, American elm, European basswood, Ailanthus. CSG maintained as understory. Other spp: Asiatic dayflower, poison ivy, smartweed, Rubus, bittersweet, deadly nightshade, common and English plantain.

Unit: 485
Acreage: 0.47
Mgmt. Concern: No

<u>Site</u>	<u>Species</u>	<u>Height</u>	<u>Exotic</u>	<u>Historical</u>	<u>Uses</u>	<u>Disturbances</u>
Woodland	Sassafras	All		Landfill	Sports	Trash
Deciduous	Oak, pin	>30'				
Phanerophytes	Yellowwood	>30' & 5-30'				
Undulating						
Dry						

Comments:

Boundary unit on VC Golf Course extending to Mosholu Parkway. Understory has a lot of regenerating Sassafras and black cherry mixed with greystem dogwood, mugwort, some CSG on edge. Other plants: white ash, red oak, sugar maple, Ailanthus, umbrella sedge, pokeweed, bittersweet, rose, lamb's quarters, jewelweed, garlic mustard, Virginia creeper, deadly nightshade, catbrier, privet, Virginia knotweed, mapleleaf viburnum, arrowwood, goldenrod, elderberry, chives, Asiatic dayflower, Rubus, etc.

Unit: 486
Acreage: 0.56
Mgmt. Concern: No

<u>Site</u>	<u>Species</u>	<u>Height</u>	<u>Exotic</u>	<u>Historical</u>	<u>Uses</u>	<u>Disturbances</u>
Scrub	Privet	<5' & 5-30'	Yes		Sports	Compaction
Deciduous	Crab apple	5'-30'			Foot traffic	
Chamaephytes	J. Honeysuckle	<5'	Yes		Golf Carts	
Slope						
Dry						

Comments:

Scrubland Southwest of underpass. Other spp: Forsythia, mugwort, smartweed, poison ivy, Virginia creeper, CSG, spotted knapweed, common nightshade, and one white ash.

Unit: 487
Acreage: 0.17
Mgmt. Concern: Yes

<u>Site</u>	<u>Species</u>	<u>Height</u>	<u>Exotic</u>	<u>Historical</u>	<u>Uses</u>	<u>Disturbances</u>
Woodland Deciduous Hemicryptophytes Slope Dry	American hornbeam	5'-30'			Sports Foot traffic Picnic	Compaction Erosion Trash

Comments:

Unit borders highway in VC Golf Course. Fence in unit. Understory is partly maintained with CSG and part with open patches of mugwort. Japanese honeysuckle, wild grape, and common hops cover the fence. MC: soil compaction and erosion on the paths. Other spp: common plantain, burdock, common milkweed, smartweed, mint sp., chives, and pokeweed.

Unit: 488
Acreage: 0.11
Mgmt. Concern: No

<u>Site</u>	<u>Species</u>	<u>Height</u>	<u>Exotic</u>	<u>Historical</u>	<u>Uses</u>	<u>Disturbances</u>
Woodland Deciduous Phanerophytes Undulating Dry	Tulip tree Sassafras	>30' >30' & 5-30'			Sports Foot traffic Golf Carts	Erosion

Comments:

Understory consists of some regenerating black cherry, red maple, and Sassafras. Other spp: pokeweed, garlic mustard, common nightshade, Virginia knotweed, CSG, Rubus, rose, bittersweet, smartweed, white ash <5', common plantain and mugwort.

Unit: 489
Acreage: 0.24
Mgmt. Concern: No

<u>Site</u>	<u>Species</u>	<u>Height</u>	<u>Exotic</u>	<u>Historical</u>	<u>Uses</u>	<u>Disturbances</u>
Woodland Deciduous Lianas Slope Wet	Poplar, white	5'-30'			Sports Foot traffic	

Comments:

Woodland near waterway with 2 large white poplar, red maple, Sassafras, tulip tree, black cherry, black willow. Large vineland patch unit of bittersweet and Japanese honeysuckle. Other spp: greystem dogwood, rose, Rubus, mugwort, stinging nettle, poison ivy, white ash, jewelweed, smartweed, and garlic mustard.

Unit: 490
Acreage: 0.69
Mgmt. Concern: No

<u>Site</u>	<u>Species</u>	<u>Height</u>	<u>Exotic</u>	<u>Historical</u>	<u>Uses</u>	<u>Disturbances</u>
Herbaceous Deciduous Hemicryptophytes Slope Dry	Mugwort Knapweed, spotted Purple top grass	<5' <5' <5'	Yes Yes		Sports Foot traffic Golf Carts	Trash

Comments:

Meadow south of Major Deegan Expressway consisting mostly of mugwort, spotted knapweed, and purple-top grass. The unit also includes one Ailanthus and 3 American hornbeam. Other spp: common milkweed, Aster, common plantain, jewelweed, clover, CSG, bittersweet, wild grape, English plantain, and greystem dogwood. Unit bordered by a culvert waterway.

Unit: 491
Acreage: 0.16
Mgmt. Concern: No

<u>Site</u>	<u>Species</u>	<u>Height</u>	<u>Exotic</u>	<u>Historical</u>	<u>Uses</u>	<u>Disturbances</u>
Woodland	Poplar, white	>30'	Yes		Sports	
Deciduous	Oak, willow	>30'			Foot traffic	
Geophytes	Locust, black	5'-30'	Yes			
Slope						
Moist						

Comments:

Woodland area bordering a waterway. Tree species are predominantly white poplar and willow oak. Some regenerating mulberry and Ailanthus. Understory is predominantly Japanese knotweed and mugwort. A large vine patch, mostly wild grape and bittersweet. Rose is common. Other spp: garlic mustard, CSG, deadly nightshade, common plantain, smartweed, and black locust.

Unit: 492
Acreage: 0.74
Mgmt. Concern: No

<u>Site</u>	<u>Species</u>	<u>Height</u>	<u>Exotic</u>	<u>Historical</u>	<u>Uses</u>	<u>Disturbances</u>
Woodland	Oak, willow	>30' & 5-30'		Full-crown	Sports	Trash
Deciduous	Crab apple	5'-30'		Exotics		
Hemicryptophytes	American, hornbeam	5'-30'				
Slope						
Dry						

Comments:

VC Golf Course boundary along Saw Mill River/Henry Hudson Parkways. Other trees: 2 white ash, 2 tulip tree, 1 Ailanthus, and 3 English oak. Groundcover mostly CSG (not maintained) with mugwort and spotted knapweed. Other spp: Queen Anne's lace, red clover, Aster, goldenrod, bittersweet, common milkweed, wild grape, common nightshade, smartweed, Virginia creeper, wood sorrel, burdock, butter-and -eggs, dogbane, rose, poison ivy, purple-top grass, etc.

Unit: 493
Acreage: 0.11
Mgmt. Concern: No

<u>Site</u>	<u>Species</u>	<u>Height</u>	<u>Exotic</u>	<u>Historical</u>	<u>Uses</u>	<u>Disturbances</u>
Herbaceous	Mugwort	<5'	Yes			
Thin-leaved sunflower	<5' & 5-30'					
Hemicryptophytes						
Level						
Wet						

Comments:

Herbaceous community on moist/wet site. Natural spring runs into this unit. Other species are sheep sorrel, CSG, burdock and jewelweed.

Unit: 494
Acreage: 0.20
Mgmt. Concern: No

<u>Site</u>	<u>Species</u>	<u>Height</u>	<u>Exotic</u>	<u>Historical</u>	<u>Uses</u>	<u>Disturbances</u>
Herbaceous	Mugwort	<5'	Yes		Sports	Trash
	Ailanthus	<5' & 5-30'	Yes			
Hemicryptophytes						
Slope						
Dry						

Comments:

Golf course boundary line. Mugwort mixed with CSG, jewelweed, poison ivy. Few trees of Ailanthus, 1 black cherry, and 1 mulberry. Other spp: common plantain, burdock, young hickory spp., rose, goldenrod, smartweed, Virginia knotweed, Virginia creeper, common ragweed, clustered snakeroot, wild grape, Japanese hops, Rubus, groundnut, chives and deadly nightshade.

Unit: 495
Acreage: 0.13
Mgmt. Concern: No

<u>Site</u>	<u>Species</u>	<u>Height</u>	<u>Exotic</u>	<u>Historical</u>	<u>Uses</u>	<u>Disturbances</u>
Woodland	Oak, pin	>30'		Full-crown	Sports	Trash
Deciduous	Norway maple	All	Yes	Exotics	Foot traffic	
Hemicryptophytes	Hickory spp.	All		Culvert	Golf Carts	
Undulating	Ailanthus	All	Yes			
Dry						

Comments:

Boundary along golf course fence. CSG groundcover plus areas not maintained with mugwort and other herbaceous plants. Other trees are shagbark hickory, red maple, black birch, black cherry, black oak, sweetgum, American elm, European basswood, American beech, flowering dogwood, and 3 Eastern red cedar (<15'). Other spp: burdock, poison ivy, Aster, bittersweet, zig zag goldenrod, dogbane, false Solomon's seal, 1 black willow, jewelweed, Virginia knotweed, common ragweed, catbrier, Virginia creeper, Rubus, yarrow, goldenrod, etc.

Unit: 496
Acreage: 0.84
Mgmt. Concern: No

<u>Site</u>	<u>Species</u>	<u>Height</u>	<u>Exotic</u>	<u>Historical</u>	<u>Uses</u>	<u>Disturbances</u>
Woodland	Hickory spp.	All			Sports	Trash
Deciduous	Sassafras	All			Foot traffic	
Lianas	Bittersweet	All	Yes		Golf Carts	
Undulating	Ailanthus	All	Yes			
Dry						

Comments:

Boundary unit on VC golf course that's becoming a vineland of bittersweet, Virginia creeper, poison ivy, wild grape, and some catbrier. Vines cover some trees. Large patch of mugwort in northern end. Many other spp: shagbark hickory, pin oak, black cherry, American elm, Norway maple, red oak, white ash, flowering dogwood, tulip tree, American hornbeam, yellowwood, rose-of-Sharon, greystem dogwood, spicebush, arrowwood, rose, smartweed, Aster, garlic mustard, Virginia knotweed, lamb's quarters, false Solomon's seal, etc.

Unit: 497
Acreage: 0.47
Mgmt. Concern: No

<u>Site</u>	<u>Species</u>	<u>Height</u>	<u>Exotic</u>	<u>Historical</u>	<u>Uses</u>	<u>Disturbances</u>
Closed Forest Deciduous Therophytes Level Dry	Tulip tree	>30'			Sports Foot traffic	

Comments:

Forest by golf course fence. Mostly tulip tree, but also some pin, white and red oaks, hickory spp., Ailanthus, flowering dogwood and American elm (dying). Other spp: thin-leaved sunflower, pale jewelweed, three- sided mercury, mugwort, Virginia creeper, great ragweed, black cherry, etc.

Unit: 498
Acreage: 0.44
Mgmt. Concern: No

<u>Site</u>	<u>Species</u>	<u>Height</u>	<u>Exotic</u>	<u>Historical</u>	<u>Uses</u>	<u>Disturbances</u>
Woodland Deciduous Hemicryptophytes Undulating Dry	Cherry, black Poplar, white	<5' & 5-30' <5' & 5-30'		Full-crown	Sports Foot traffic	

Comments:

Unit adjacent to a chain link fence that borders West Gunhill Road. Other spp: pin and white oaks, black walnut, mulberry, clusters of regenerating white poplar and black cherry. Herbaceous species include white wood aster, Virginia knotweed, deadly nightshade and smartweed.

Unit: 499
Acreage: 63.16
Mgmt. Concern: No

<u>Site</u>	<u>Species</u>	<u>Height</u>	<u>Exotic</u>	<u>Historical</u>	<u>Uses</u>	<u>Disturbances</u>
Herbaceous	Cool season grass	<5'			Sports Foot traffic Golf Carts	Compaction
Hemicryptophytes						
Undulating						
Dry						

Comments:

Fairways and greens on Mosholu Golf Course.

Unit: 500
Acreage: 8.69
Mgmt. Concern: No

<u>Site</u>	<u>Species</u>	<u>Height</u>	<u>Exotic</u>	<u>Historical</u>	<u>Uses</u>	<u>Disturbances</u>
Woodland	London planetree	>30'	Yes	Full-crown	Sports	Compaction
Mixed	Pine, Austrian	5'-30'	Yes	Exotics	Foot traffic	Erosion
Hemicryptophytes	Sassafras	>30' & 5-30'			Golf Carts	
Undulating	Cherry, black	>30' & 5-30'				
Dry	Oak, pin	>30'				
	Elm, American	>30'				

Comments:

Woodland boundaries on Mosholu Golf Course. Other trees: honey locust, crab apple, white ash, European linden, American basswood, tulip tree, hickory spp., ginkgo, Kousa dogwood, flowering dogwood, Japanese Zelkova, rose-of Sharon, red maple, Catalpa, white oak, black locust, black birch, goldenrod, white wood aster, dogbane, mugwort, spotted knapweed, Virginia knotweed, common ragweed, lamb's quarters, burdock, smartweed, common nightshade, deadly nightshade, Asiatic dayflower, English plantain, common plantain, etc.

Unit: 501
Acreage: 0.47
Mgmt. Concern: No

<u>Site</u>	<u>Species</u>	<u>Height</u>	<u>Exotic</u>	<u>Historical</u>	<u>Uses</u>	<u>Disturbances</u>
Woodland Deciduous Hemicryptophytes Slope Dry	Locust, black Sassafras	>30' & 5-30' 5'-30'	Yes	Building	Sports Foot traffic	

Comments:

Two non connecting units of Van Cortlandt Golf Course. Part of unit is around and old restroom house. Dominant species is black locust. Also, a patch of Sassafras and regenerating Sassafras. Large rock outcrops in unit. Other spp: CSG, Virginia knotweed, black locust seedlings (few), white wood aster, black cherry, one Austrian pine, smartweed, etc.

Unit: 502
Acreage: 0.17
Mgmt. Concern: No

<u>Site</u>	<u>Species</u>	<u>Height</u>	<u>Exotic</u>	<u>Historical</u>	<u>Uses</u>	<u>Disturbances</u>
Woodland Deciduous Phanerophytes Slope Moist	Locust, black	>30' & 5-30'	Yes		Sports Foot traffic	Trash

Comments:

Open woodland area on border of Van Cortlandt Golf Course (off West Gun hill Road). Area is 8-10' from fence left unmowed. Trees mostly: black locust, some black cherry and Ailanthus. Regenerating black cherry, Ailanthus and mulberry. Understory also includes Virginia knotweed, great ragweed, Japanese knotweed, pokeweed, goldenrod, white wood aster, Japanese honeysuckle, white avens and rose.

Unit: 503
Acreage: 1.29
Mgmt. Concern: Yes

<u>Site</u>	<u>Species</u>	<u>Height</u>	<u>Exotic</u>	<u>Historical</u>	<u>Uses</u>	<u>Disturbances</u>
Closed Forest Deciduous Phanerophytes Undulating Dry	Cherry, black	All		Exotics	Golf Carts	Vandalism

Comments:

Two non connecting units mostly with large pin oak, Ailanthus, and patches of Sassafras. MC: Many walking paths with soil compaction and erosion throughout. Also 2 golf carts dumped. Lots of regenerating black cherry and Ailanthus with Virginia knotweed, poison ivy, bittersweet and Aster. Other spp: Austrian pine, shagbark hickory, American elm, chestnut oak, false Solomon's seal, mountain ash, etc.

Unit: 504
Acreage: 0.44
Mgmt. Concern: Yes

<u>Site</u>	<u>Species</u>	<u>Height</u>	<u>Exotic</u>	<u>Historical</u>	<u>Uses</u>	<u>Disturbances</u>
Woodland Deciduous Therophytes Depression Moist	Red maple Oak, pin	All >30' & 5-30'				Trash

Comments:

Wet depression between black cherry unit. Some standing water in canals. Fairly open with young red maple and black cherry. Some large pin oaks and red maple. Understory mostly jewelweed with some regeneration of black cherry, red maple, hickory spp., arrowwood and Virginia knotweed. Other spp: turtlehead, rose, white ash, Jack-in-the-pulpit, grass spp., elderberry, day lily, Aster, violet and beggar-ticks. MC: turtleheads present.

Unit: 505
Acreage: 0.37
Mgmt. Concern: No

<u>Site</u>	<u>Species</u>	<u>Height</u>	<u>Exotic</u>	<u>Historical</u>	<u>Uses</u>	<u>Disturbances</u>
Woodland	Oak, pin	>30' & 5-30'			Sports	
Deciduous	Red maple	>30'			Foot traffic	
Chamaephytes						
Slope						
Moist						

Comments:

Woodland consists mostly of pin oak (most are 3' dbh) and red maple. Some regenerating hickory spp., Ailanthus and few black cherry. The site has two patches of vineland; one area is mostly bittersweet, while the other is mostly wild grape. A few chestnut oaks (dbh 3') and 1-2 Sassafras trees on the south border of the site. Understory consisting mostly of Virginia knotweed, mugwort, CSG, and jewelweed.

Unit: 506
Acreage: 1.29
Mgmt. Concern: No

<u>Site</u>	<u>Species</u>	<u>Height</u>	<u>Exotic</u>	<u>Historical</u>	<u>Uses</u>	<u>Disturbances</u>
Closed Forest	Cherry, black	5'-30'		Pipeline	Sports	
Deciduous	Ailanthus	5'-30'	Yes		Foot traffic	
Phanerophytes	Oak, white	>30'			Golf Carts	
Slope						
Dry						

Comments:

Enclosed forest consisting of mostly black cherry, hickory spp., Ailanthus and large white oaks (dbh 2 1/2' -3 1/2'). Also some pin oaks and black oaks. Southern part of unit has some large rock outcrops. Understory consisting of Virginia knotweed, mugwort, white wood aster, regenerating Ailanthus, regenerating black cherry, violet, Aster, dogwood sp., and Virginia creeper.

Unit: 507
Acreage: 0.39
Mgmt. Concern: No

<u>Site</u>	<u>Species</u>	<u>Height</u>	<u>Exotic</u>	<u>Historical</u>	<u>Uses</u>	<u>Disturbances</u>
Woodland	Red maple	All		Culvert		Trash
Deciduous	Oak, pin	<5' & >30'				
Therophytes	Cherry, black	All				
Undulating						
Moist						

Comments:

Moist unit with old red maple and pin oak (probably planted) and younger black cherry. Two culvert drains in unit. Understory is mostly jewelweed with some regenerating black cherry, Rubus, rose, Virginia knotweed, goldenrod and young hickory spp.

Patches of turtlehead. Other spp: Aster, Japanese honeysuckle, elderberry, mugwort, black tupelo, American elm, smartweed, CSG and Lilium sp.

Unit: 508
Acreage: 0.33
Mgmt. Concern: No

<u>Site</u>	<u>Species</u>	<u>Height</u>	<u>Exotic</u>	<u>Historical</u>	<u>Uses</u>	<u>Disturbances</u>
Woodland	Cherry, black	5'-30'		Full-crown	Sports	
Deciduous	Ailanthus	5'-30'	Yes		Foot traffic	
Hemicryptophytes						
Undulating						
Dry						

Comments:

Woodland with dying black cherry and some Ailanthus regenerating. Understory mostly herbaceous species: goldenrod, mugwort, jewelweed and true Solomon's seal. Area is rather open as black cherry trees are dying. Groundcover is mostly CSG. Other spp: white turtlehead and cultivated lily-of-the-valley.

Unit: 509
Acreage: 1.34
Mgmt. Concern: No

<u>Site</u>	<u>Species</u>	<u>Height</u>	<u>Exotic</u>	<u>Historical</u>	<u>Uses</u>	<u>Disturbances</u>
Closed Forest	Oak, white	>30'			Sports	
Deciduous	Cherry, black	5'-30'			Foot traffic	
Hemicryptophytes						
Slope						
Dry						

Comments:

Enclosed forest consists mostly of white oak and black cherry, some pin oak and a few Sassafras. Groundlayer includes some regenerating black cherry and Ailanthus, mugwort, white snakeroot, Virginia knotweed, Rubus, white wood aster, goldenrod, bittersweet, false Solomon's seal, and some regenerating hickory spp.

Unit: 510
Acreage: 1.06
Mgmt. Concern: No

<u>Site</u>	<u>Species</u>	<u>Height</u>	<u>Exotic</u>	<u>Historical</u>	<u>Uses</u>	<u>Disturbances</u>
Closed Forest	Cherry, black	>30' & 5-30'		Full-crown	Sports	
Deciduous	Oak, pin	>30' & 5-30'			Foot traffic	
Hemicryptophytes	Oak, black	>30'				
Undulating	Oak, white	>30' & 5-30'				
Dry						

Comments:

Two non-connecting forest areas on border of Van Cortlandt Golf Course to Mosholu Parkway. On the north end, mostly black cherry and Sassafras. On the south end, patches of white oak, black oak and pin oak. Understory mostly mugwort, Virginia knotweed, white wood aster, common ragweed, great ragweed, dogbane and goldenrod.

Unit: 511
Acreage: 1.26
Mgmt. Concern: No

<u>Site</u>	<u>Species</u>	<u>Height</u>	<u>Exotic</u>	<u>Historical</u>	<u>Uses</u>	<u>Disturbances</u>
Woodland	Oak, white	>30'		Full-crown	Sports	
Deciduous	Sweetgum	>30'		Exotic	Foot traffic	
Hemicryptophytes	Oak, pin	>30'			Golf Carts	
Level	Willow, black	>30'				
Moist	Hickory spp.	>30'				

Comments:

Woodland consists of mostly full crown trees with average dbh of 2.5'. Species mostly white oak, sweetgum, pin oak, black willow and hickory spp. Some Austrian pine, black cherry, London planetree, American elm and red maple. Understory mostly CSG, some white wood aster, few regenerating sweetgum seedlings, some smartweed and common ragweed.

Unit: 512
Acreage: 0.90
Mgmt. Concern: Yes

<u>Site</u>	<u>Species</u>	<u>Height</u>	<u>Exotic</u>	<u>Historical</u>	<u>Uses</u>	<u>Disturbances</u>
Herbaceous	Cool season grass	<5'		Full-crown	Building	Dumping
Deciduous					Picnic	Compaction
Hemicryptophytes					Golf Carts	
Undulating						
Dry						

Comments:

Maintenance facility to Mosholu Golf Course includes garages, dumpsters, and machinery. CSG maintained groundlayer. MC: Dumping and soil compaction. Other spp: planted forsythia, privet, Japanese knotweed, Japanese hop, red maple, pokeweed, etc.

Unit: 513
Acreage: 1.07
Mgmt. Concern: Yes

<u>Site</u>	<u>Species</u>	<u>Height</u>	<u>Exotic</u>	<u>Historical</u>	<u>Uses</u>	<u>Disturbances</u>
Closed Forest	Cherry, black	All				Dumping
Deciduous	Ailanthus	All	Yes			Trash
Lianas						
Slope						
Dry						

Comments:

Black cherry, Ailanthus, black oak, red oak forest changing to vineland dominated by bittersweet. Understory is mostly bittersweet, poison ivy, black cherry regeneration, Virginia knotweed, Aster and garlic mustard. Many trees covered with bittersweet.

MC: some dumping golf course. Other spp: false and true Solomon's seal, hickory spp. regeneration, dogbane, mugwort, rose, pokeweed, goldenrod, unknown shrub, unknown herb, Japanese knotweed, periwinkle, etc.

Unit: 514
Acreage: 0.41
Mgmt. Concern: No

<u>Site</u>	<u>Species</u>	<u>Height</u>	<u>Exotic</u>	<u>Historical</u>	<u>Uses</u>	<u>Disturbances</u>
Closed Forest	Locust, black	>30' & 5-30'	Yes		Sports	
Deciduous	Sassafras	5'-30'			Foot traffic	
Hemicryptophytes					Golf Carts	
Level						
Dry						

Comments:

Forest on west side of golf course; site interrupts another unit (510) of black cherry and oaks (pin, white, black). Some regenerating Sassafras. Understory consists of Virginia knotweed, zigzag goldenrod, mugwort and false Solomon's seal. An isolated patch of Sassafras trees. Understory 4-5' tall.

Unit: 515
Acreage: 0.16
Mgmt. Concern: Yes

<u>Site</u>	<u>Species</u>	<u>Height</u>	<u>Exotic</u>	<u>Historical</u>	<u>Uses</u>	<u>Disturbances</u>
Vineland	J. Hops	<5'	Yes		Sports Foot traffic	Dumping
Lianas						
Slope						
Dry						

Comments:

Vineland area south end of unit 516 (black cherry and Ailanthus forest). Vine species are predominantly Japanese hops, a patch of mugwort and overgrown CSG. Other spp: dandelion, common plantain, 1 honey locust on border. MC: Dumping.

Unit: 516
Acreage: 0.69
Mgmt. Concern: Yes

<u>Site</u>	<u>Species</u>	<u>Height</u>	<u>Exotic</u>	<u>Historical</u>	<u>Uses</u>	<u>Disturbances</u>
Closed Forest	Cherry, black	>30' & 5-30'			Sports	Dumping
Deciduous	Ailanthus	5'-30'	Yes		Foot traffic	
Phanerophytes					Golf Carts	
Slope						
Dry						

Comments:

Forest on a slope consisting mostly of black cherry, Ailanthus, and hickory spp. Also, some Austrian pine, flowering dogwood, and royal Paulownia. Other species include a patch of mugwort, rose, arrowwood (5-6'), Kousa dogwood, regenerating hickory sp., black cherry, white wood aster, poison ivy, Virginia knotweed, zigzag goldenrod, false Solomon's seal, garlic mustard, etc. MC: dumping.

Unit: 517
Acreage: 0.37
Mgmt. Concern: No

<u>Site</u>	<u>Species</u>	<u>Height</u>	<u>Exotic</u>	<u>Historical</u>	<u>Uses</u>	<u>Disturbances</u>
Closed Forest Deciduous Phanerophytes Slope Moist	Oak, pin	>30' & 5-30'			Sports Foot traffic	

Comments:

Forest predominantly pin oak and hickory spp. Some red maple and black cherry in unit. Understory mostly regenerating hickory spp., black cherry, and black oak. Other spp: rose, jewelweed, garlic mustard, poison ivy, fern spp., goldenrod, white wood aster, mugwort and great ragweed.

Unit: 518
Acreage: 0.50
Mgmt. Concern: No

<u>Site</u>	<u>Species</u>	<u>Height</u>	<u>Exotic</u>	<u>Historical</u>	<u>Uses</u>	<u>Disturbances</u>
Woodland Deciduous Hemicryptophytes Undulating Moist	Willow, black Cherry, black Oak, white	>30' & 5-30' <5' & 5-30' >30'			Sports Foot traffic	

Comments:

Fence line boundary to Mosholu Golf Course. Unit is moist with CSG maintained understory. Other species: hickory spp., red maple, wild grape, Rubus, Virginia knotweed, mugwort, white wood aster and bittersweet.

Unit: 519
Acreage: 0.17
Mgmt. Concern: Yes

<u>Site</u>	<u>Species</u>	<u>Height</u>	<u>Exotic</u>	<u>Historical</u>	<u>Uses</u>	<u>Disturbances</u>
Woodland Deciduous Phanerophytes Slope Dry	Locust, black	All	Yes			Dumping Trash

Comments:

Unit may become a black locust forest. Unit is very small with almost half of understory Japanese knotweed. MC: Golf course dumping. Other spp: mugwort, Rubus, pokeweed, some trees covered with bittersweet, black cherry, garlic mustard, Ailanthus (<5'), Aster, goldenrod, and one large white oak in center of the site.

Unit: 520
Acreage: 1.99
Mgmt. Concern: No

<u>Site</u>	<u>Species</u>	<u>Height</u>	<u>Exotic</u>	<u>Historical</u>	<u>Uses</u>	<u>Disturbances</u>
Woodland Deciduous Lianas Slope Dry	Oak, red Oak, pin Sweetgum Ailanthus Mugwort Porcelain berry	>30' >30' >30' <5' & 5-30' <5' 5-30' & <5'		Landfill Exotics Yes Yes	Vehicle access Foot traffic	Trash Dumping Erosion

Comments:

Woodland plantings by highway that are no longer maintained. Even amount of species. Lianas will eventually take over many parts of unit. Other species include: black cherry, mulberry, Japanese honeysuckle, honey locust, hawthorn, bittersweet, poison ivy, rose, chestnut oak, Ailanthus, crab apple and box elder. Unit includes Van Cortlandt Golf Course access roads and is at crossing of the Major Deegan Expressway and Moshulu Extension. Other spp: garlic mustard, great ragweed, fragrant sumac, Rubus, graystem dogwood, pokeweed and Chinese elm.

Unit: 521
Acreage: 0.19
Mgmt. Concern: No

<u>Site</u>	<u>Species</u>	<u>Height</u>	<u>Exotic</u>	<u>Historical</u>	<u>Uses</u>	<u>Disturbances</u>
Closed Forest	Sassafras	<5' & 5-30'		Landfill	Foot traffic	Dumping
Deciduous				Guardrail	Vehicle access	Trash
Phanerophytes						
Slope						
Dry						

Comments:

Small stand of Sassafras. Other species are Virginia knotweed, oak sp. (5-30'), goldenrod, poison ivy, white ash (<5'), mugwort, rose, CSG, black cherry (a few tall ones in unit) and day lily. Dumping concentrated along paved path.

Unit: 522
Acreage: 0.83
Mgmt. Concern: Yes

<u>Site</u>	<u>Species</u>	<u>Height</u>	<u>Exotic</u>	<u>Historical</u>	<u>Uses</u>	<u>Disturbances</u>
Closed Forest	Cherry, black	<5' & 5-30'		Landfill	Foot traffic	Trash
Deciduous	Oak, pin	>30' & 5-30'		Guardrail	Vehicle access	Erosion
Phanerophytes	Oak, white	>30'				Dumping
Slope						
Dry						

Comments:

Forest with lots of black cherry 5-30' tall and large oaks. Little or no oak regeneration. MC: Part of unit has no groundcover: could be potential erosion problem there. Some red oak mixed in. A few tall hickories but most are regenerating ones. Other spp: rose, poison ivy, Virginia knotweed, Sassafras, Norway maple, white ash, Aster, goldenrod, mulberry, mugwort, Rubus, Ailanthus, bittersweet, black walnut, hawthorn, false Solomon's seal, patch of day lily, etc. Foot traffic on paved path. Broken lampposts.

Unit: 523
Acreage: 0.89
Mgmt. Concern: No

<u>Site</u>	<u>Species</u>	<u>Height</u>	<u>Exotic</u>	<u>Historical</u>	<u>Uses</u>	<u>Disturbances</u>
Closed Forest	Oak, pin	<5' & 5-30'		Landfill	Vehicle access	Trash
Deciduous	Cherry, black	<5' & 5-30'		Exotics		
Phanerophytes	Locust, black	<5' & 5-30'	Yes			
Slope	Oak, red	All				
Dry						

Comments:

Closed forest of the above regenerating species: Ailanthus concentrated toward roadside on top of slope. Unit is between north and south roads of the Mosholu extension. Japanese honeysuckle blankets ground in most of unit; poison ivy predominant in other parts. Few pin oaks, >30', just edge black cherry out of 1st dominant spot (fairly even). Other spp: willow oak, hawthorn, white ash, goldenrod, chives, Ailanthus, poison ivy, Aster, Rubus, Virginia creeper, CSG, etc.

Unit: 524
Acreage: 0.19
Mgmt. Concern: No

<u>Site</u>	<u>Species</u>	<u>Height</u>	<u>Exotic</u>	<u>Historical</u>	<u>Uses</u>	<u>Disturbances</u>
Scrub	Rose	<5' & 5-30'	Yes	Landfill	Foot traffic	
Deciduous				Guardrail	Vehicle access	
Chamaephytes						
Slope						
Dry						

Comments:

Clearing of rose and a mix of herbaceous species (pokeweed and Virginia knotweed). Quite a bit of Rubus and bittersweet. Two snags in unit, which is between Mosholu extension and lower part of Van Cortlandt Golf Course. Paved path inclusive. Other spp: CSG, Japanese honeysuckle, climbing false buckwheat, Aster, pokeweed, dogbane, bindweed, avens sp., pokeweed, mugwort, wineberry, etc. Broken lampposts.

Unit: 525
Acreage: 0.74
Mgmt. Concern: Yes

<u>Site</u>	<u>Species</u>	<u>Height</u>	<u>Exotic</u>	<u>Historical</u>	<u>Uses</u>	<u>Disturbances</u>
Closed Forest	Cherry, black	<5' & 5-30'		Exotics	Bike/ ATV	Compaction
Deciduous	Locust, black	>30' & 5-30'	Yes	Full-crown	Foot traffic	Erosion
Hemicryptophytes	Pine, white	>30' & 5-30'		Hydrant	Picnic	Dumping
Undulating						
Dry						

Comments:

Forest with lots of black cherry 5-30', older black locust (most >30') and planted white pines in the southern half. Lots of soil compaction and erosion from the many bike and foot trails. Groundcover varies, but is predominantly rose, Virginia knotweed, and some jewelweed. Rose concentrated in North half of unit. Some openings in canopy. Large pin oaks and American sycamore may have been planted. MC: soil compaction problem; could we manage for pines here or is there too much usage by the community. Other spp: garlic mustard, etc.

Unit: 526
Acreage: 0.46
Mgmt. Concern: Yes

<u>Site</u>	<u>Species</u>	<u>Height</u>	<u>Exotic</u>	<u>Historical</u>	<u>Uses</u>	<u>Disturbances</u>
Scrub	Rose	<5' & 5-30'	Yes	Landfill	Vehicle access	
Deciduous	Rubus	<5'		Guardrail		
Chamaephytes	Mugwort	<5'	Yes			
Slope	C. False buckwheat	<5'				
Dry						

Comments:

Scrubby strip between north and south bound roads of Mosholu extension. Rose clearly dominates, not as much of the other 3 species but significant. Unit characterized by dying Ailanthus (a few still alive) which poses a hazard to motorists and should be cut down (MC). Old wooden guardrail that's decayed in unit. Other spp: black cherry, climbing false buckwheat, CSG, great ragweed, mugwort, Aster, poison ivy, Virginia creeper, bittersweet, Japanese honeysuckle, goldenrod and chives.

Unit: 527
Acreage: 1.24
Mgmt. Concern: No

<u>Site</u>	<u>Species</u>	<u>Height</u>	<u>Exotic</u>	<u>Historical</u>	<u>Uses</u>	<u>Disturbances</u>
Vineland	Bittersweet	<5' & 5-30'	Yes	Landfill	Foot traffic	Trash
Deciduous	Rose	<5' & 5-30'	Yes	Guardrail	Vehicle access	
Lianas	Wineberry	<5'	Yes			
Slope						
Dry						

Comments:

Unit extends from clearing near Van Cortlandt Golf Course along paved parallel to the Mosholu Extension. Lots of black cherry along roadway. Planted pin and red oak and some ornamental shrubs. Wineberry in clearing and consistent in unit but not as much as other 2 species. Fairly even amount of rose and bittersweet, but vines grow on shrubs in spots. Patch of mugwort in south end which is probably mowed. Foot traffic on paved path. Snags. Other spp: CSG, jewelweed, Virginia knotweed, pokeweed, black walnut, hickory (<5'), etc.

Unit: 528
Acreage: 0.23
Mgmt. Concern: Yes

<u>Site</u>	<u>Species</u>	<u>Height</u>	<u>Exotic</u>	<u>Historical</u>	<u>Uses</u>	<u>Disturbances</u>
Herbaceous	Mugwort	<5'	Yes		Vehicle access	Auto
	Cool season grass	<5'			Foot traffic	Compaction
Hemicryptophytes					Bike/ ATV	Fire
Level						
Dry						

Comments:

Mugwort clearing with CSG and an abandoned auto in its midst. MC: Maintain as meadow and clear back encroaching bittersweet. Fire from auto torching. Other spp: common ragweed, spotted knotweed, smooth sumac, Aster, common and English plantain, bittersweet, black cherry, purple top grass, etc. (Difficult to determine species composition due to recent disturbance.)

Unit: 529
Acreage: 2.45
Mgmt. Concern: No

<u>Site</u>	<u>Species</u>	<u>Height</u>	<u>Exotic</u>	<u>Historical</u>	<u>Uses</u>	<u>Disturbances</u>
Closed Forest	Cherry, black	<5' & 5-30'		Landfill	Foot traffic	Compaction
Deciduous	Bittersweet	<5' & 5-30'	Yes	Exotics	Bike/ ATV	Trash
Lianas	Locust, black	All	Yes		Vehicle access	
Undulating						
Dry						

Comments:

Black cherry forest becoming a vineland, particularly on edges near meadow (unit 528). Many of the tree trunks are covered but canopy still relatively free of lianas and there's some regeneration near Van Cortlandt South. Black locust concentrated here.

Other species are white pine, Sassafras, Virginia knotweed, poison ivy, rose, hickory spp., Norway maple, white ash, mulberry, mugwort, CSG, arbor vitae, chives, honeysuckle sp., pin oak, etc.

Unit: 530
Acreage: 3.63
Mgmt. Concern: No

<u>Site</u>	<u>Species</u>	<u>Height</u>	<u>Exotic</u>	<u>Historical</u>	<u>Uses</u>	<u>Disturbances</u>
Closed Forest	Locust, black	All	Yes	Foundation	Foot traffic	Trash
Deciduous	Cherry, black	All			Dog walking	Compaction
Lianas	Ailanthus	All	Yes			Erosion
Undulating						
Dry						

Comments:

Non-connecting forests bordering Van Cortlandt West and Van Cortlandt South. Ailanthus is more concentrated along entrance ramp to Major Deegan north. Understory is mixed with poison ivy, Japanese honeysuckle, regenerating black cherry, Norway maple, hickory spp., Rubus rose and arrowwood. Unit is actually used for dog walking. Other spp: American elm, Sassafras, mulberry, Austrian pine, red oak, pin oak, honey locust, purple top grass, Aster, burdock sp., bittersweet, deadly nightshade, Virginia knotweed, smartweed, etc.

Unit: 531
Acreage: 0.20
Mgmt. Concern: No

<u>Site</u>	<u>Species</u>	<u>Height</u>	<u>Exotic</u>	<u>Historical</u>	<u>Uses</u>	<u>Disturbances</u>
Closed Forest	Oak, pin	>30' & 5-30'				Trash
Deciduous	Ailanthus	All	Yes			
Phanerophytes	Mulberry	<5' & >30'	Yes			
Slope						
Dry						

Comments:

Forest alongside Major Deegan north. Understory mostly regenerating black cherry and Ailanthus with Japanese honeysuckle, fragrant sumac, mugwort, and garlic mustard. Unit has a lot of trash and rats. Other spp: tartarian honeysuckle, poison ivy, porcelain berry, common nightshade, bindweed, Aster, great ragweed, goldenrod, hawthorn, common evening primrose, and Asiatic dayflower.

Unit: 532
Acreage: 0.21
Mgmt. Concern: No

<u>Site</u>	<u>Species</u>	<u>Height</u>	<u>Exotic</u>	<u>Historical</u>	<u>Uses</u>	<u>Disturbances</u>
Closed Forest	Mulberry	<5' & >30'	Yes			Trash
Deciduous	Locust, honey	<5' & >30'	Yes			
Chamaephytes						
Slope						
Dry						

Comments:

Non-connecting woodlands alongside Major Deegan north. Understory is shrubby with fragrant sumac, privet, tartarian honeysuckle, rose, Rubus, some mugwort, and Japanese honeysuckle. Other trees: red oak, black cherry, Norway maple, hackberry and post oak. Other spp: CSG, garlic mustard, white snakeroot, goldenrod, Japanese maple and Aster.

Unit: 533
Acreage: 0.24
Mgmt. Concern: No

<u>Site</u>	<u>Species</u>	<u>Height</u>	<u>Exotic</u>	<u>Historical</u>	<u>Uses</u>	<u>Disturbances</u>
Woodland Deciduous Lianas Slope Dry	Ailanthus	All	Yes		Foot traffic	Trash

Comments:

Woodland along entrance ramp to Major Deegan north. Unit may become a vineland of poison ivy, Japanese honeysuckle, bittersweet and Virginia creeper as many tree bases have vines. Few black cherry and black locust. Other spp: CSG along Norway maple (<15'), Aster, porcelain berry, black haw, 1 Eastern cottonwood, tartarian honeysuckle, mulberry, Virginia knotweed, wineberry, white snakeroot, smartweed, ferns, Jack-in-the-pulpit, common nightshade, goldenrod, mugwort, rose, deadly nightshade, garlic mustard, Rubus, etc.

Unit: 534
Acreage: 0.10
Mgmt. Concern: No

<u>Site</u>	<u>Species</u>	<u>Height</u>	<u>Exotic</u>	<u>Historical</u>	<u>Uses</u>	<u>Disturbances</u>
Herbaceous	Cool season grass	<5'		Landfill		
	Queen Anne's lace	<5'	Yes			
Hemicryptophytes	Knapweed, spotted	<5'	Yes			
Slope Dry						

Comments:

Meadow of CSG with a lot of Queen Anne's lace and spotted knapweed near the Major Deegan south and the parking lot. Some regenerating black locust. Meadow tends to be receding. Other spp: purple-top grass, little bluestem, goldenrod, dogbane, mugwort, red clover, butter-and-eggs, hoary tick-trefoil, English plantain, wild asparagus, common ragweed, thistle, common evening primrose, Aster, common mullein, yarrow, bird's foot trefoil, chicory and few young smooth sumac.

Unit: 535
Acreage: 0.10
Mgmt. Concern: No

<u>Site</u>	<u>Species</u>	<u>Height</u>	<u>Exotic</u>	<u>Historical</u>	<u>Uses</u>	<u>Disturbances</u>
Woodland	Locust, honey	>30'		Full-crown		Dumping
Deciduous	Elm, American	>30'				Compaction
Chamaephytes	Privet	<5'	Yes			
Slope	Apple, crab	5'-30'				
Dry						

Comments:

Landscaped unit around parking lot not properly maintained. Woodland of honey locust, elm sp., crab apple, black oak, American elm, sweetgum, and mulberry. Full crown trees, probably planted. Planted privet in understory. Very trashy. Other spp: poison ivy, CSG, Japanese honeysuckle, bindweed, bittersweet, Aster, deadly nightshade, common ragweed, wineberry, Virginia knotweed, Virginia creeper, spotted knapweed, young Norway maple, rose, oak seedlings, pokeweed, and thin leaved sunflower.

Unit: 536
Acreage: 1.03
Mgmt. Concern: Yes

<u>Site</u>	<u>Species</u>	<u>Height</u>	<u>Exotic</u>	<u>Historical</u>	<u>Uses</u>	<u>Disturbances</u>
Closed Forest	Oak, pin	>30'		Landfill	Elect. House	Compaction
Deciduous	Norway maple	All	Yes	Full-crown		Auto
Lianas	Porcelain berry	All				Trash
Slope						
Dry						

Comments:

Roadside forest of mixed canopy but mostly pin oak and Norway maple. Understory is bare in spots. Porcelain berry seems to be taking over unit, changing to a vineland. Abundant motorcycle and other roadside dumping. Other spp: black oak, elm sp., white ash, black locust, honey locust, red oak, sweetgum, Ailanthus, black cherry, poison ivy, Japanese honeysuckle, large area of planted privet. Large electrical housing unit. Active guard rail and fence. Other spp: CSG, smartweed, mulberry, dogbane, Aster, mugwort, Virginia creeper, etc.

Unit: 537
Acreage: 0.16
Mgmt. Concern: No

<u>Site</u>	<u>Species</u>	<u>Height</u>	<u>Exotic</u>	<u>Historical</u>	<u>Uses</u>	<u>Disturbances</u>
Closed Forest	Locust, black	All	Yes	Exotics	Foot traffic	Trash
Deciduous	Tart. Honeysuckle	<5' & 5-30'	Yes			
Chamaephytes	Cherry, black	All				
Slope						
Dry						

Comments:

Forest along Major Deegan north. Few Ailanthus and pin oak in canopy. Understory mostly tartarian honeysuckle (probably planted). Some young black cherry mixed with Japanese honeysuckle, Virginia knotweed, Norway maple (<15'), Aster, chives, white snakeroot, bittersweet, hawthorn, poison ivy, deadly nightshade, Rubus, hickory spp. (<5') and crab apple.

Unit: 538
Acreage: 1.62
Mgmt. Concern: Yes

<u>Site</u>	<u>Species</u>	<u>Height</u>	<u>Exotic</u>	<u>Historical</u>	<u>Uses</u>	<u>Disturbances</u>
Herbaceous	Cool season grass	<5'		Exotics	Vagabond	Trash
	Knapweed, spotted	<5'	Yes		Foot traffic	
Hemicryptophytes						
Slope						
Dry						

Comments:

Nice herbaceous meadow opposite Van Cortlandt Golf House. Grasses are soft and tufted. Many bees enjoying the knapweed. Small strip of mugwort growing on edge near road. Trees here mainly honey locust, pin oak, sweetgum plus one large American hackberry; Ailanthus, black cherry, crab apple, and mulberry are small and close to golf house. Other spp: redtop grass, common milkweed, Queen Anne's lace, St. John's wort, chicory, wild lettuce, clover spp., porcelain berry and curly dock. MC: Great wildflower meadow.

Unit: 539
Acreage: 0.57
Mgmt. Concern: No

<u>Site</u>	<u>Species</u>	<u>Height</u>	<u>Exotic</u>	<u>Historical</u>	<u>Uses</u>	<u>Disturbances</u>
Woodland	Cherry, black	All		Full-crown	Foot traffic	Trash
Deciduous	Oak, pin	All				
Lianas	Bittersweet	All	Yes			
Slope	Ailanthus	All	Yes			
Dry						

Comments:

Woodland mixed with vines along Major Deegan north. Vines covering mostly tartarian honeysuckle, hawthorn sp., few black cherry, red oak, (planted), and sweetgum. North end has a lot of poison ivy and Japanese honeysuckle. Most trees are free of Other spp: bindweed, goldenrod, CSG, Rubus, ferns, false Solomon's seal, Virginia knotweed, smooth sumac, rose, American elm, Sassafras, arrowwood, mugwort, Japanese knotweed, butter-and-eggs and Queen Anne's lace.

Unit: 540
Acreage: 0.21
Mgmt. Concern: No

<u>Site</u>	<u>Species</u>	<u>Height</u>	<u>Exotic</u>	<u>Historical</u>	<u>Uses</u>	<u>Disturbances</u>
Woodland	Locust, honey	<5' & >30'	Yes	Landfill		Dumping
Deciduous	Porcelain berry	All				Compaction
Lianas						Trash
Slope						
Dry						

Comments:

Roadside woodland being overtaken by vines. Canopy mixed but mostly honey locust. Steep slopping unit. Other spp: American elm, Eastern cottonwood, Norway maple, sweetgum, pin oak, Ailanthus, black cherry, poison ivy, fragrant sumac, mugwort, Aster, deadly nightshade, wineberry, rose, wild grape, CSG, common milkweed, Virginia creeper, mulberry, Japanese honeysuckle, and goldenrod.

Unit: 541
Acreage: 0.30
Mgmt. Concern: No

<u>Site</u>	<u>Species</u>	<u>Height</u>	<u>Exotic</u>	<u>Historical</u>	<u>Uses</u>	<u>Disturbances</u>
Woodland	Oak, pin	>30' & 5-30'		Landfill		Dumping
Deciduous	Oak, black	>30'				Trash
Chamaephytes	Honeysuckle, tart.	<5' & 5-30'	Yes			Compaction
Slope						
Dry						

Comments:

Roadside, steep sloping woodland of mostly pin oak and black oak with little white ash. Active fence and guardrail in unit. Some roadside dumping. Understory dominated by tartarian honeysuckle. Some dying Ailanthus. Other spp: mulberry, crab apple, small patches of porcelain berry, Japanese honeysuckle, young Norway maple, wineberry, poison ivy, mugwort, CSG, wood sorrel, Queen Anne's lace.

Unit: 542
Acreage: 0.54
Mgmt. Concern: No

<u>Site</u>	<u>Species</u>	<u>Height</u>	<u>Exotic</u>	<u>Historical</u>	<u>Uses</u>	<u>Disturbances</u>
Woodland	Ailanthus	All	Yes	Exotics	Vehicle access	Trash
Deciduous						
Chamaephytes						
Slope						
Dry						

Comments:

Ailanthus woodland between path to Van Cortlandt Golf Course and the Major Deegan Expressway. Unit was a forest, but lots of the Ailanthus is dying and leaving openings in the canopy. Lots of shrubs as well as vines in the understory; not sure what will take over in the near future. Very little Ailanthus regeneration. Some older, planted honey locust and red oak. Other spp: wineberry, Rubus, bittersweet, Norway maple, Japanese honeysuckle, mulberry, poison ivy, black cherry, white ash, silver maple, rose, American elm, mugwort, etc.

Unit: 543
Acreage: 0.90
Mgmt. Concern: No

<u>Site</u>	<u>Species</u>	<u>Height</u>	<u>Exotic</u>	<u>Historical</u>	<u>Uses</u>	<u>Disturbances</u>
Vineland Deciduous Lianas Slope Dry	Porcelain berry	All				Auto

Comments:

Steep sloping vineland between Major Deegan Expressway north and the Van Cortlandt Golf Course. Porcelain berry covers everything. Unit is generally mixed with mugwort and few trees: red oak, Ailanthus, black cherry, black walnut, white mulberry and honey locust. Other spp: moonseed, smooth sumac, pokeweed, J, honeysuckle, Rubus, deadly nightshade, bindweed and rose. Lots of bird activity.

Unit: 544
Acreage: 1.16
Mgmt. Concern: No

<u>Site</u>	<u>Species</u>	<u>Height</u>	<u>Exotic</u>	<u>Historical</u>	<u>Uses</u>	<u>Disturbances</u>
Herbaceous Deciduous Hemicryptophytes Slope Dry	Mugwort Porcelain berry	<5' All	Yes	Landfill		Trash

Comments:

Very steep sloping meadow. Few scattered trees, mostly along Major Deegan Expressway south. Majority of porcelain berry is under 5'. Unit probably landfilled for highway construction. Other spp: horsetail, wineberry, rose, Japanese honeysuckle, CSG, white ash, black willow, Ailanthus, privet, Aster, goldenrod, common milkweed, butter-and-eggs, smooth sumac, three seeded mercury. Active fence and guardrail.

Unit: 545
Acreage: 2.76
Mgmt. Concern: Yes

<u>Site</u>	<u>Species</u>	<u>Height</u>	<u>Exotic</u>	<u>Historical</u>	<u>Uses</u>	<u>Disturbances</u>
Woodland	Hickory spp.	All		Full-crown		Auto
Deciduous	Cherry, black	All		Fence		Dumping
Phanerophytes	Oak, red	<5' & >30'				Trash
Slope	Ailanthus	<5' & 5-30'	Yes			
Dry	Pine, white	>30'				

Comments:

Steep sloping woodland along Mosholu Parkway south. Patch of old growth white pine. Ailanthus is concentrated along Van Cortlandt Golf Course and along the Parkway. Regenerating black cherry. Ailanthus, hickory spp. throughout unit mixed with concentrations of bittersweet, Japanese honeysuckle, Virginia creeper and poison ivy. Unit may develop into a vineland or a forest. MC: Auto, roadside dumping. Other spp: smooth sumac, CSG, goldenrod, rose, Rubus, Japanese knotweed, pokeweed, mugwort, black walnut, American elm, white mulberry, etc.

Unit: 546
Acreage: 5.76
Mgmt. Concern: Yes

<u>Site</u>	<u>Species</u>	<u>Height</u>	<u>Exotic</u>	<u>Historical</u>	<u>Uses</u>	<u>Disturbances</u>
Closed Forest	Oak, red	All		Landfill		Trash
Deciduous	Cherry, black	<5' & 5-30'			Foot traffic	Dumping
Phanerophytes	Hickory spp.	All			Vehicle access	
Slope	Birch, black	All				
Dry	Tulip tree	<5' & >30'				

Comments:

Very mixed borderline forest-woodland. Many clearings of vines (wild grape, bittersweet) and jewelweed. Also, many patches of different species regenerating: oak sp., black birch, Ailanthus, hickory spp., black cherry, and red oak. Patch of 6 white pine. Middle of unit (up slope) where clearings are concentrated, mostly pioneering species. Other species: Virginia knotweed, Virginia creeper, Virginia stickseed, bittersweet, jewelweed, Rubus, chives, black locust, mulberry, Aster, false Solomon's seal, pin oak, black oak, wild grape, horsebalm, etc.

Unit: 547
Acreage: 1.96
Mgmt. Concern: Yes

<u>Site</u>	<u>Species</u>	<u>Height</u>	<u>Exotic</u>	<u>Historical</u>	<u>Uses</u>	<u>Disturbances</u>
Closed Forest	Oak, red	All		Landfill	Foot traffic	
Deciduous	Hickory spp.	All				
Phanerophytes	Dogwood, flowering	<5' & 5-30'				
Slope	Sassafras	<5' & 5-30'				
Dry	Cherry, black	<5' & 5-30'				

Comments:

Large red oaks dominate with various size hickories and lots of flowering dogwood (5-30'). Patches of Sassafras and black cherry regeneration. Unit between Mosholu Extension and Van Cortlandt Golf course. Lots of oaks (<1"dbh). MC: Keep vines from choking oak regeneration. Other spp: black oak, black birch, sweetgum, tulip tree, Norway maple, American elm, American basswood, carrion flower, white snakeroot, Virginia creeper, Virginia knotweed, goldenrod, chives, Rubus, Japanese honeysuckle, flowering dogwood, sensitive fern, etc.

Unit: 548
Acreage: 2.81
Mgmt. Concern: Yes

<u>Site</u>	<u>Species</u>	<u>Height</u>	<u>Exotic</u>	<u>Historical</u>	<u>Uses</u>	<u>Disturbances</u>
Woodland	Oak, red	All				Dumping
Deciduous	London planetree	>30' & 5-30'	Yes			
Lianas	Grape, wild	All				
Slope	Hickory spp.	All				
Dry	Bittersweet	All	Yes			

Comments:

Woodland along Mosholu Parkway south. Wild grape and bittersweet tend to be spreading over canopy and may become a vineland. Other trees: pin oak, willow oak, American elm, black cherry, black walnut, tulip tree, mulberry and Ailanthus. Understory is mostly viney with poison ivy, jewelweed, Virginia creeper, mugwort and CSG. MC: Extensive roadside dumping. Other spp: fringed loosestrife, Aster, true Solomon's seal, false Solomon's seal, rose, oak spp., wild geranium, Virginia knotweed, Rubus, garlic mustard, elderberry, chives, etc.

Unit: 549
Acreage: 0.69
Mgmt. Concern: Yes

<u>Site</u>	<u>Species</u>	<u>Height</u>	<u>Exotic</u>	<u>Historical</u>	<u>Uses</u>	<u>Disturbances</u>
Woodland	Ailanthus	<5' & 5-30'	Yes	Landfill	Foot traffic	Trash
Deciduous	Oak, willow	>30' & 5-30'	Yes			Vandalism
Lianas						Dumping
Slope						
Dry						

Comments:

Woodland along Mosholu Parkway south. Other trees: pin oak, honey locust, black willow, American basswood, shagbark hickory, sweetgum, mulberry, white oak and hawthorn. MC: Dumping of 3 telephone booths. Understory of poison ivy, Japanese honeysuckle, wild grape and mugwort. Other spp: CSG, dogbane, Virginia creeper, Rubus, rose, arrowwood, chives, Aster, cup plant, sensitive fern, elderberry, garlic mustard, false climbing buckwheat, wineberry and graystem dogwood.

Unit: 550
Acreage: 0.84
Mgmt. Concern: Yes

<u>Site</u>	<u>Species</u>	<u>Height</u>	<u>Exotic</u>	<u>Historical</u>	<u>Uses</u>	<u>Disturbances</u>
Herbaceous	Mugwort	<5'	Yes	Full-crown	Vagabond	Trash
Deciduous	Ailanthus	<5' & 5-30'	Yes			Dumping
Hemicryptophytes						Vandalism
Slope						
Dry						

Comments:

Non-connecting herbaceous communities of mugwort and Ailanthus along Mosholu Parkway. Walking trails and underpass to parkway included. MC: Dumping of telephones, parking meter and other trash; also a vagabond shelter. Old fire hydrant in unit. Other spp: crab apple, white ash, pin oak, American elm, willow oak, CSG, goldenrod, dogbane, poison ivy, climbing false buckwheat, Virginia creeper, Rubus, chicory, Queen Anne's lace, purpletop grass, common milkweed, spotted knapweed, thin-leaved sunflower, butter-and-eggs, jewelweed, etc.

Unit: 551
Acreage: 0.10
Mgmt. Concern: No

<u>Site</u>	<u>Species</u>	<u>Height</u>	<u>Exotic</u>	<u>Historical</u>	<u>Uses</u>	<u>Disturbances</u>
Closed Forest	Ash, white	>30' & 5-30'		Landfill		Trash
Deciduous	Cherry, black	<5' & 5-30'				
Lianas	Bittersweet	All	Yes			
Slope						
Dry						

Comments:

Forest along Mosholu Parkway changing to a vineland of bittersweet. Other spp: Mugwort, thin-leaved sunflower, jewelweed, Rubus, chives, common milkweed, Ailanthus (<5'), spotted knapweed, CSG, Japanese honeysuckle, wild grape, poison ivy, cup Virginia creeper, elderberry, rose and climbing false buckwheat.

Unit: 552
Acreage: 0.39
Mgmt. Concern: No

<u>Site</u>	<u>Species</u>	<u>Height</u>	<u>Exotic</u>	<u>Historical</u>	<u>Uses</u>	<u>Disturbances</u>
Vineland	Porcelain berry	<5' & 5-30'		Landfill	Foot traffic	Trash
Deciduous					Vehicle access	Compaction
Lianas						
Slope						
Dry						

Comments:

Vineland growing adjacent to 233rd Street exit on the northbound of the Major Deegan Expressway. Growing on trees, shrubs and grass. Other species (very little): CSG, goldenrod, pokeweed, mugwort, cypress spurge, Ailanthus, Rubus, rose, bittersweet, Japanese honeysuckle, crab apple, Aster, black cherry, pin oak and red oak.

Unit: 553
Acreage: 0.16
Mgmt. Concern: No

<u>Site</u>	<u>Species</u>	<u>Height</u>	<u>Exotic</u>	<u>Historical</u>	<u>Uses</u>	<u>Disturbances</u>
Closed Forest	Norway maple	<5' & 5-30'	Yes	Landfill	Vehicle access	Trash
Deciduous	Oak, pin	>30'		Exotics	Foot traffic	Dumping
Phanerophytes				Full-crown		Soil compaction
Slope						
Dry						

Comments:

Small formally maintained strip of highway trees close to service station on northbound Major Deegan Expressway. Norway maple has been the most aggressive tree but white ash, American elm and black cherry have also seeded in. MC: Clean up, especially area behind station (dumping, trash, oil). Other spp: crab apple, poison ivy, hickory spp., CSG, mugwort, porcelain berry, bittersweet, wild grape, Ailanthus, rose, red oak, Aster, goldenrod, etc.

Unit: 554
Acreage: 0.11
Mgmt. Concern: No

<u>Site</u>	<u>Species</u>	<u>Height</u>	<u>Exotic</u>	<u>Historical</u>	<u>Uses</u>	<u>Disturbances</u>
Closed Forest	Locust, black	<5' & 5-30'	Yes	Landfill	Vehicle access	Trash
Deciduous	Hawthorn sp.	<5' & 5-30'		Exotics		
Phanerophytes	Oak, pin	>30' & 5-30'				
Slope	Oak, red	>30' & 5-30'				
Dry						

Comments:

Formally maintained roadside unit (233rd St. and Major Deegan Expressway interchange). Older oaks (about 6), black locust forms about half of canopy, and hawthorn blankets understory. Dying Ailanthus. Japanese honeysuckle on ground. Other spp: Norway maple, black cherry, poison ivy, goldenrod, bittersweet, mugwort, American elm, white ash and crab apple.

Unit: 555
Acreage: 0.14
Mgmt. Concern: No

<u>Site</u>	<u>Species</u>	<u>Height</u>	<u>Exotic</u>	<u>Historical</u>	<u>Uses</u>	<u>Disturbances</u>
Closed Forest	Oak, pin	All		Landfill	Vehicle access	Trash
Deciduous	Ash, white	<5' & 5-30'		Exotics		
Phanerophytes						
Slope						
Dry						

Comments:

Roadside forest of planted trees no longer maintained. Other species include hawthorn sp., Sassafras, rose, chives, goldenrod, London planetree, Ailanthus, Japanese honeysuckle, CSG, white snakeroot, American elm, poison ivy, Aster, cypress spurge. Part of unit is open. Lots of leaf litter.

Unit: 556
Acreage: 0.63
Mgmt. Concern: Yes

<u>Site</u>	<u>Species</u>	<u>Height</u>	<u>Exotic</u>	<u>Historical</u>	<u>Uses</u>	<u>Disturbances</u>
Closed Forest	Oak, red	>30' & 5-30'		Landfill	Vehicle access	
Deciduous	Dogwood, flowering	<5' & 5-30'		Exotics		
Phanerophytes	Ash, white	<5' & 5-30'				
Slope	Sassafras	<5' & 5-30'				
Dry	Cherry, black	<5' & 5-30'				

Comments:

Nice forested unit at 233rd and Major Deegan Expressway South bound interchange. MC: Maintain and protect from dumping. Most of younger trees are even aged, but newer regeneration is mainly black cherry. Lots of leaf litter. Other spp: black snakeroot, blackhaw, gray birch, sweetgum, Sassafras, false Solomon's seal, poison ivy, Aster and bittersweet. Red oak far exceeds others; then from top to down in 5-30' category: flowering dogwood, white ash and black cherry.

Unit: 557
Acreage: 1.52
Mgmt. Concern: No

<u>Site</u>	<u>Species</u>	<u>Height</u>	<u>Exotic</u>	<u>Historical</u>	<u>Uses</u>	<u>Disturbances</u>
Closed Forest	Locust, black	All	Yes	Landfill	Vehicle access	Compaction
Deciduous	Cherry, black	All		Exotics	Foot traffic	Erosion
Phanerophytes	Ailanthus	<5' & 5-30'	Yes		Parking lot	Trash
Undulating						
Dry						

Comments:

Fairly even mix of black locust and black cherry extending along Mosholu Golf Course from Van Cortlandt Park South along the Mosholu Extension. Ailanthus consistently mixed in although not nearly as much. Very trashy. Lots of foot trails. Parking along Van Cortlandt Park South. Bittersweet along Mosholu Extension. MC: Street parking, reduce compaction. Other spp: poison ivy, mugwort, rose, Virginia knotweed, goldenrod, Aster, white oak, pin oak, Sassafras, CSG, white ash, hickory sp., Japanese honeysuckle, mulberry, hawthorn, etc.

Unit: 558
Acreage: 3.50
Mgmt. Concern: Yes

<u>Site</u>	<u>Species</u>	<u>Height</u>	<u>Exotic</u>	<u>Historical</u>	<u>Uses</u>	<u>Disturbances</u>
Woodland	Locust, black	<5' & >30'	Yes	Landfill	Vehicle access	Auto
Deciduous	Cherry, black	<5' & 5-30'			Foot traffic	Compaction
Hemicryptophytes	American, sycamore	>30'				
Slope	Ailanthus	<5' & 5-30'	Yes			
Dry	Rose	<5' & 5-30'	Yes			
	Mugwort	5-30' & <5'	Yes			

Comments:

Woodland of black locust and black cherry, patches of Ailanthus and scattered American sycamore (>30'). Locust dominate in northern end on slope near Mosholu Extension: black cherry dominates elsewhere. MC: vehicle access, 3 stripped new vehicles seen at time of entitation. Rose prevalent on slope near road. Mugwort dominates herbaceous cover, but also lots of jewelweed, Virginia knotweed, and some Aster. Other spp: honewort, goldenrod, mulberry, white oak, chives, American elm, pokeweed, pin oak, CSG, smartweed, etc.

Unit: 559
Acreage: 0.24
Mgmt. Concern: No

<u>Site</u>	<u>Species</u>	<u>Height</u>	<u>Exotic</u>	<u>Historical</u>	<u>Uses</u>	<u>Disturbances</u>
Vineland	Bittersweet	<5' & 5-30'	Yes	Landfill	Vehicle access	Trash
Deciduous	Rose	<5' & 5-30'	Yes		Foot traffic	Erosion
Lianas	J. Honeysuckle	<5' & 5-30'	Yes			
Slope	Virginia creeper	All				
Dry	C. False buckwheat	<5' & 5-30'				

Comments:

Small vineland of many species plus a lot of rose. Unit across the road from similar unit 529. Other spp: Rubus, American sycamore (>30'), goldenrod, CSG, Aster, wineberry, Virginia knotweed, pokeweed, black cherry, hawthorn, wild strawberry, Sassafras, mugwort, jewelweed, oak sp., black locust, dying and dead Ailanthus, spotted knapweed.

Unit: 560
Acreage: 1.53
Mgmt. Concern: No

<u>Site</u>	<u>Species</u>	<u>Height</u>	<u>Exotic</u>	<u>Historical</u>	<u>Uses</u>	<u>Disturbances</u>
Woodland	Oak, black	>30'		Landfill	Foot traffic	Compaction
Deciduous	Oak, pin	>30' & 5-30'				Erosion
Hemicryptophytes	Locust, black	>30' & 5-30'	Yes			
Slope	Sassafras	>30' & 5-30'				
Dry	Cherry, black	<5'				
	Mugwort	<5'	Yes			

Comments:

Diverse oak woodland with lots of black locust and patches of Sassafras and some black cherry trees. Mugwort dominates the groundcover. Also a lot of Aster mixed in. Other spp: hickory spp., black birch, dogbane, true Solomon's seal, CSG, goldenrod, whorled loosestrife and Virginia knotweed.

Unit: 561
Acreage: 1.69
Mgmt. Concern: Yes

<u>Site</u>	<u>Species</u>	<u>Height</u>	<u>Exotic</u>	<u>Historical</u>	<u>Uses</u>	<u>Disturbances</u>
Woodland Deciduous Hemicryptophytes Slope Dry	Locust, black Mugwort	All <5' & 5-30'	Yes Yes	Landfill	Foot traffic Vagabond	Fire Trash

Comments:

Black locust woodland with dense mugwort underneath on steep slope to Mosholu Extension. MC: Area very trashy, has been burned. There is a built up ridge of soil at the top of the slope. Other spp: bindweed, staghorn sumac, black cherry, Ailanthus, rose bur cucumber, American elm, red oak, Rubus, Eastern cottonwood, climbing false buckwheat, willow oak, black oak (1,>30'), Phragmites and white ash.

Unit: 562
Acreage: 2.45
Mgmt. Concern: Yes

<u>Site</u>	<u>Species</u>	<u>Height</u>	<u>Exotic</u>	<u>Historical</u>	<u>Uses</u>	<u>Disturbances</u>
Herbaceous Hemicryptophytes Level Dry	Mugwort	<5' & 5-30'	Yes		Foot traffic Vehicle access	Dumping Fire Vandalism

Comments:

Huge dense mugwort patch. A few black locust included. Some common plantain and smartweed on vehicle path. MC: area is highly disturbed, trashy, burned. Other spp: bindweed, great ragweed, false Solomon's seal, pokeweed, garlic mustard, CSG, goldenrod and tick trefoil.

Unit: 563
Acreage: 0.50
Mgmt. Concern: No

<u>Site</u>	<u>Species</u>	<u>Height</u>	<u>Exotic</u>	<u>Historical</u>	<u>Uses</u>	<u>Disturbances</u>
Scrub Deciduous Chamaephytes Slope Dry	Staghorn sumac	<5' & 5-30'		Landfill	Foot traffic	Fire Vandalism

Comments:

Several coppices of staghorn sumac. Directly under the thicket growth, groundcover is less dense, but otherwise mugwort is about 4' tall. MC: some larger sumac are dying and leaning over the Mosholu Parkway Extension. Also, a portion of the sumac has been hacked down. Other species: black locust, hawthorn, deadly nightshade, rose and chives.

Unit: 564
Acreage: 0.72
Mgmt. Concern: No

<u>Site</u>	<u>Species</u>	<u>Height</u>	<u>Exotic</u>	<u>Historical</u>	<u>Uses</u>	<u>Disturbances</u>
Woodland Deciduous Hemicryptophytes Slope Dry	Locust, black Cherry, black Hickory spp.	<5' & >30' <5' & >30' <5' & >30'	Yes		Foot traffic	Fire Vandalism

Comments:

Several woodland spots with mostly herbaceous species as groundcover; lots of Virginia knotweed, white wood aster, Aster, blue stemmed goldenrod, mugwort. Also, moonseed, Rubus; lots of hickory and Sassafras regeneration. Other spp: white oak, black oak, pin oak, tulip tree and red oak.

Unit: 565
Acreage: 1.70
Mgmt. Concern: No

<u>Site</u>	<u>Species</u>	<u>Height</u>	<u>Exotic</u>	<u>Historical</u>	<u>Uses</u>	<u>Disturbances</u>
Closed Forest	Cherry, black	>30' & 5-30'			Foot traffic	Trash
Deciduous	Birch, black	5'-30'			Vehicle access	
Hemicryptophytes	Sassafras	5'-30'				
Slope						
Dry						

Comments:

Somewhat open black cherry forest with some black birch. Other woody species: arrowwood, black locust, white oak, red oak, flowering dogwood, and rose. Groundcover mostly Virginia knotweed, mugwort, goldenrod, white wood aster, false Solomon's seal, true Solomon's seal, dogbane, catbrier, Rubus and CSG. A small amount of black cherry and Sassafras regeneration. Other spp: Asiatic dayflower, white snakeroot and poison ivy.

Unit: 566
Acreage: 0.82
Mgmt. Concern: Yes

<u>Site</u>	<u>Species</u>	<u>Height</u>	<u>Exotic</u>	<u>Historical</u>	<u>Uses</u>	<u>Disturbances</u>
Closed Forest	Locust, black	>30' & 5-30'	Yes		Foot traffic	Dumping
Deciduous						Fire
Phanerophytes						
Slope						
Dry						

Comments:

An open black locust forest on a steep slope bordering Mosholu Parkway Extension and the Major Deegan Expressway. Understory mostly American elm regeneration (dbh~3"), Ailanthus, mulberry and white ash regeneration. A small patch of staghorn sumac included in unit. Groundcover mostly rose, Rubus, Japanese honeysuckle, garlic mustard and mugwort. Unit is being invaded by mugwort. It is highly disturbed and has a lot of trash. Other spp: Aster, chives, great ragweed, Virginia knotweed, false Solomon's seal, Norway maple, crab apple, etc.

Unit: 567
Acreage: 6.92
Mgmt. Concern: No

<u>Site</u>	<u>Species</u>	<u>Height</u>	<u>Exotic</u>	<u>Historical</u>	<u>Uses</u>	<u>Disturbances</u>
Closed Forest	Cherry, black	>30' & 5-30'		Road	Vehicle access	Dumping
Deciduous	Locust, black	>30' & 5-30'	Yes		Foot traffic	Trash
Chamaephytes	Bittersweet	All	Yes		Rituals	Vandalism
Undulating	Rose	<5' & 5-30'	Yes			
Moist						

Comments:

Large black cherry forest with a lot of black locust mixed in. Unit will probably become a vineland; there are lots of lianas (bittersweet, porcelain berry, poison ivy) growing on ground and into canopy. Understory a mixture of chamaephytes (rose and Rubus), herbaceous plants (mostly Virginia knotweed) and lianas. Unit contains a vehicular path running through part of middle, and is bounded on one side by the golf course and on another by the Major Deegan Expressway. Other spp: garlic mustard, white wood aster, American elm, Sassafras, Aster, etc.

Unit: 568
Acreage: 0.59
Mgmt. Concern: No

<u>Site</u>	<u>Species</u>	<u>Height</u>	<u>Exotic</u>	<u>Historical</u>	<u>Uses</u>	<u>Disturbances</u>
Closed Forest	Cherry, black	<5' & 5-30'			Foot traffic	Trash
Deciduous	Locust, black	>30'	Yes			Compaction
Phanerophytes	Rose	<5'	Yes			Vandalism
Level						
Dry						

Comments:

Small black cherry forest with some large black locust trees. A transitional unit. A few Ailanthus (5-30'). Lots of black cherry and hickory regeneration. Understory mostly rose, groundcover mainly Virginia knotweed. Other spp: unknown shrub, mulberry, jewelweed, red maple, poison ivy, Aster, oak sp. (<5'), hickory spp., (<5') red oak (5-30') gray birch (1), Rubus, bittersweet, crab apple, white ash (5-30') and flowering dogwood (5-30'), etc.

Unit: 569
Acreage: 2.69
Mgmt. Concern: No

<u>Site</u>	<u>Species</u>	<u>Height</u>	<u>Exotic</u>	<u>Historical</u>	<u>Uses</u>	<u>Disturbances</u>
Woodland	Oak, red	>30'		Picnic		Dumping
Deciduous	Hickory spp.	>30'		Full-crown		Trash
Phanerophytes	Oak, pin	>30'		Landfill		Vandalism
Slope	Cherry, black	<5' & 5-30'				
Moist	Oak, white	>30'				

Comments:

Old picnic area with large oaks (red, pin, white, and black) and large hickory spp. Black cherry and hickory spp. are regenerating. As the unit goes towards swamp (unit 578) soil becomes moister and groundcover changes from a mixture of false Solomon's seal, Rubus, goldenrod, and Aster to include more jewelweed and violets. The canopy also becomes more closed as unit goes north. Unit includes an open area with turtlehead, unknown grass, and jewelweed. More lianas on side near golf course. Other spp: sweetgum, American beech, red maple, selfheal, etc.

Unit: 570
Acreage: 7.08
Mgmt. Concern: Yes

<u>Site</u>	<u>Species</u>	<u>Height</u>	<u>Exotic</u>	<u>Historical</u>	<u>Uses</u>	<u>Disturbances</u>
Woodland	Oak, black	>30'		Full-crown	Picnic	Compaction
Deciduous	Oak, white	>30'		Fence	Campfire/ party	Trash
Hemicryptophytes	Oak, pin	>30'			Foot traffic	Vandalism
Undulating	Oak, red	>30'				
Dry						

Comments:

Very large open understory oak woodland. White and black oaks in equal amounts, less pin and red oak. Unit is a picnic ground with barbecue stands and picnic tables and benches. MC: the condition of the picnic sites varies from well maintained with mown grass groundcover to neglected, vandalized and overgrown herbaceous groundcover, to well used sites with only compacted soil beneath the trees. Other tree spp: tulip tree, sweetgum, American beech, red maple, hickory spp., Sassafras, black cherry, flowering dogwood, American elm, etc.

Unit: 571
Acreage: 5.92
Mgmt. Concern: Yes

<u>Site</u>	<u>Species</u>	<u>Height</u>	<u>Exotic</u>	<u>Historical</u>	<u>Uses</u>	<u>Disturbances</u>
Closed Forest	Oak, red	>30' & 5-30'		Picnic	Foot traffic	Dumping
Deciduous	Oak, white	>30' & 5-30'		Bridle path		Trash
Phanerophytes	Cherry, black	All		Tree house		
Undulating	Oak, pin	All				
Dry						

Comments:

Closed forest of very large oaks with understory of black cherry. In one spot canopy is open and groundcover is mostly path rush (old picnic sites). Another spot has been burned recently and there are more herbaceous species than trees. Towards Jerome Ave. more Norway maple, sweetgum, and Sassafras come in. MC: lots of dumping, trash. Other spp: tulip tree, red maple, white ash, black oak, hickory spp., silverrod, arrowwood, bluestemmed goldenrod, white wood aster, bittersweet, black tupelo, Virginia knotweed, Virginia creeper, etc.

Unit: 572
Acreage: 0.23
Mgmt. Concern: Yes

<u>Site</u>	<u>Species</u>	<u>Height</u>	<u>Exotic</u>	<u>Historical</u>	<u>Uses</u>	<u>Disturbances</u>
Herbaceous	Mugwort	<5'	Yes	Landfill	Vehicle access Foot traffic	Leaf dump
Hemicryptophytes						
Level						
Dry						

Comments:

Clearing plus strip along sidewalk adjacent to Mosholu Golf Course entrance. Clearing is 1/3 mugwort, 1/3 Polygonum sp., 1/3 bindweed and some common ragweed. Ailanthus is coming in on edges here; other trees are black cherry and American elm (5-30') black locust (>30', <5'). One dying white ash in clearing. MC: Leaf dumping by golf and parks people, which is killing edge vegetation and encouraging "weedy" species. Other spp: Asiatic dayflower, CSG, crab grass, common nightshade, tick trefoil, Aster, poison ivy, bitter dock, pokeweed, wild grape, etc

Unit: 573
Acreage: 2.07
Mgmt. Concern: No

<u>Site</u>	<u>Species</u>	<u>Height</u>	<u>Exotic</u>	<u>Historical</u>	<u>Uses</u>	<u>Disturbances</u>
Closed Forest	Sweetgum	>30'		Full-crown	Foot traffic	Compaction
Deciduous	Oak, black	>30'			Vehicle access	
Hemicryptophytes						
Undulating						
Moist						

Comments:

Sweetgum forest near Mosholu Golf Course with manicured lawn beneath and quite a few black oak scattered throughout. Bare soil in spots. Lots of squirrels. Some trash but well maintained. Rock outcrops. One black tupelo and a swamp(?) white oak. Herbaceous plants include not only CSG but path rush, dandelion, Aster, silverrod, common plantain, lamb's quarters, WSG, etc.

Unit: 574
Acreage: 0.70
Mgmt. Concern: Yes

<u>Site</u>	<u>Species</u>	<u>Height</u>	<u>Exotic</u>	<u>Historical</u>	<u>Uses</u>	<u>Disturbances</u>
Closed Forest	Sweetgum	All		Culvert	Vehicle access	Trash
Deciduous				Channel		Vandalism
Phanerophytes						Auto
Level						
Moist						

Comments:

Sweetgum forest just off Mosholu Golf Course entrance. Culvert channel runs through unit and area floods annually. Other trees mixed in at equal amounts: pin oak, red maple and white ash. Lots of broken and cut saplings and trees. Not much groundcover. Other spp: American basswood, false nettle, black tupelo, red oak, silky dogwood, bittersweet, American elm, arrowwood, Japanese knotweed, jewelweed, etc.

Unit: 575
Acreage: 4.50
Mgmt. Concern: Yes

<u>Site</u>	<u>Species</u>	<u>Height</u>	<u>Exotic</u>	<u>Historical</u>	<u>Uses</u>	<u>Disturbances</u>
Woodland	Ash, white	All		Culvert	Vagabond	Trash
Deciduous	Red maple	All		Channel		
Chamaephytes	Arrowwood	<5' & 5-30'				
Depression						
Wet						

Comments:

Swampland rich in species. Arrowwood makes area difficult to walk through. A number of culvert channels (only a few inches deep or completely buried) run through unit. Openings with various grasses and jewelweed. White ash forms more of a forest (south end) than the red maple but many trees are not very tall (10' -15'). Vagabond's homestead, trash and damage. MC: Great area for preserve. Understory not only arrowwood but silky dogwood and sweet pepperbush. Tussock sedge and cut rice grass covers much of ground. Other spp: tearthumb, etc.

Unit: 576
Acreage: 0.19
Mgmt. Concern: No

<u>Site</u>	<u>Species</u>	<u>Height</u>	<u>Exotic</u>	<u>Historical</u>	<u>Uses</u>	<u>Disturbances</u>
Vineland	Bittersweet	<5' & 5-30'	Yes		Foot traffic	
Deciduous	Porcelain berry	<5' & 5-30'				
Lianas						
Slope						
Dry						

Comments:

Small vineland with bittersweet on one side of path and wild grape on the other. Wild grape side is a slight depression with jewelweed and arrowwood. Other spp: mugwort, Aster, hickory spp. (<5'), tulip tree (5-10'), garlic mustard, wineberry, goldenrod, Rubus and Virginia knotweed. Vines growing on a tulip tree and some black cherry trees.

Unit: 577
Acreage: 0.19
Mgmt. Concern: No

<u>Site</u>	<u>Species</u>	<u>Height</u>	<u>Exotic</u>	<u>Historical</u>	<u>Uses</u>	<u>Disturbances</u>
Woodland	Cherry, black	<5' & 5-30'			Foot traffic	
Deciduous	Hickory spp.	<5' & >30'				
Phanerophytes						
Slope						
Dry						

Comments:

Small patch of black cherry near picnic area (unit 570) that has not been maintained as such for a while. Besides the three large hickory spp., one black oak, one black birch, one tulip tree; all other trees are small and medium black cherry. Understory mostly black cherry and hickory spp. regeneration. Groundcover is white wood aster, and false Solomon's seal. Other spp: CSG, Virginia knotweed, poison ivy, Rubus, goldenrod, Aster, some Ailanthus and bittersweet on southern edge.

Unit: 578
Acreage: 0.99
Mgmt. Concern: Yes

<u>Site</u>	<u>Species</u>	<u>Height</u>	<u>Exotic</u>	<u>Historical</u>	<u>Uses</u>	<u>Disturbances</u>
Woodland	Red maple	All				Dumping
Deciduous	Ash, white	<5' & 5-30'				Trash
Chamaephytes	Black tupelo	<5' & 5-30'				
Undulating	Oak, white	>30'				
Moist	Arrowwood	<5' & 5-30'				

Comments:

Moist or seasonally wet low area in Allan Shandler Recreation area. Understory is mostly shrubby with arrowwood, rose and spicebush. Ground is muddy with some scattered poison ivy, jewelweed, hickory spp. (<5'), garlic mustard, chives, clustered snakeroot, wild grape, Rubus, 1 pin oak, 1 silver maple, 1 red oak, alder and silky dogwood. MC: Extensive dumping, trash.

Unit: 579
Acreage: 0.17
Mgmt. Concern: No

<u>Site</u>	<u>Species</u>	<u>Height</u>	<u>Exotic</u>	<u>Historical</u>	<u>Uses</u>	<u>Disturbances</u>
Herbaceous	Mugwort	<5'	Yes			Trash
Deciduous	Ragweed, common	<5'				
Hemicryptophytes						
Slope						
Dry						

Comments:

Mugwort and common ragweed meadow adjacent to wet depression in Allan Shandler Recreation area. Two black locust in unit. Some trash. Other spp: rose, CSG, Aster, great ragweed, 1 red maple, black cherry (<15'), goldenrod, hickory spp. (<5'), Virginia knotweed, jewelweed, Rubus and beggar ticks.

Unit: 580
Acreage: 0.43
Mgmt. Concern: No

<u>Site</u>	<u>Species</u>	<u>Height</u>	<u>Exotic</u>	<u>Historical</u>	<u>Uses</u>	<u>Disturbances</u>
Closed Forest	Locust, black	>30' & 5-30'	Yes		Foot traffic	Trash
Deciduous	Cherry, black	<5' & 5-30'			Vehicle access	Compaction
Phanerophytes						
Undulating						
Dry						

Comments:

Mixed age black locust forest with black cherry regeneration (<15') in understory. Considerable amounts of rose, poison ivy, jewelweed, garlic mustard in understory. Unit includes paired path in a recreation area. Part of unit is manicured. Some "poison ivy" trees. Unit borders a wet area. No black locust regeneration. Other spp: Virginia knotweed, pokeweed, spotted knapweed, bittersweet, goldenrod, white wood aster, hickory spp., Rubus, CSG. Along road, Virginia creeper, Asiatic dayflower, Ailanthus, mugwort, white avens, etc.

Unit: 581
Acreage: 0.13
Mgmt. Concern: Yes

<u>Site</u>	<u>Species</u>	<u>Height</u>	<u>Exotic</u>	<u>Historical</u>	<u>Uses</u>	<u>Disturbances</u>
Aquatic plant	Arrow arum	<5'		Culvert		Trash Dumping
Hydrophytes						
Depression						
Surface water						

Comments:

Swampy wet depression with standing water, part of a culvert system. Part of unit is mucky with arrow arum. Small patch of black willow. MC: culvert blocked up, dumping. Other spp: smartweed, beggar ticks, grass spp., goldenrod, and Aster.

Unit: 582
Acreage: 1.09
Mgmt. Concern: Yes

<u>Site</u>	<u>Species</u>	<u>Height</u>	<u>Exotic</u>	<u>Historical</u>	<u>Uses</u>	<u>Disturbances</u>
Closed Forest	Cherry, black	<5' & 5-30'		Picnic		Trash
Deciduous	Hickory spp.	All		Fence		Vandalism
Phanerophytes	Bittersweet	<5' & 5-30'	Yes			
Undulating						
Dry						

Comments:

Small unmaintained patches of young black cherry within a large picnic area (unit 570). Understory mostly trees, but also a lot of bittersweet. Some larger hickory spp., red oaks, sweetgum, red maple, tulip tree, and American elm. MC: these patches are good screens for surrounding picnic area but should keep an eye on them for liana takeover. Other spp: poison ivy, white ash (<5'), catbrier, carrion flower, violet, Virginia knotweed, enchanter's nightshade, white wood aster, goldenrod, Joe-Pye weed, Sassafras, etc.

Unit: 583
Acreage: 0.33
Mgmt. Concern: Yes

<u>Site</u>	<u>Species</u>	<u>Height</u>	<u>Exotic</u>	<u>Historical</u>	<u>Uses</u>	<u>Disturbances</u>
Herbaceous	Thin leaved sunflower	<5'		Fence	Foot traffic	Trash
	Bittersweet	<5'	Yes	Full-crown		
Therophytes	Jewelweed	<5'				
Slope						
Moist						

Comments:

Herbaceous patch on east side of picnic area (unit 570) that is becoming viney, and the trees and shrubs are moving in. Formerly maintained, requires mowing to keep from becoming viney forest patch (MC). Other spp: Virginia knotweed, white wood aster, goldenrod, hickory spp., black cherry, poison ivy, white snakeroot, smooth sumac, Rubus, mugwort, tick trefoils, flowering dogwood, black birch, garlic mustard, tulip tree, and bitter dock.

Unit: 584
Acreage: 1.26
Mgmt. Concern: Yes

<u>Site</u>	<u>Species</u>	<u>Height</u>	<u>Exotic</u>	<u>Historical</u>	<u>Uses</u>	<u>Disturbances</u>
Closed Forest	Cherry, black	All		Picnic	Foot traffic	Dumping
Deciduous	Bittersweet	All	Yes	Bridle Path		Trash
Lianas						
Undulating						
Moist						

Comments:

Very viney black cherry forest. Lianas, mostly bittersweet, cover the ground and climb into the tree tops. A few pin oaks, tulip trees, red maple, white ash, American elm, Norway maple, and Ailanthus. Understory of black cherry saplings, catbrier, Rubus, and arrowwood, bittersweet, poison ivy, and Virginia creeper tangled up in it all. Other spp: white wood aster, thin leaved sunflower, blue stemmed goldenrod. MC: Lots of dumping and trash.

Unit: 585
Acreage: 0.19
Mgmt. Concern: Yes

<u>Site</u>	<u>Species</u>	<u>Height</u>	<u>Exotic</u>	<u>Historical</u>	<u>Uses</u>	<u>Disturbances</u>
Closed Forest	Tulip tree	>30' & 5-30'		Exotics		Trash
Deciduous	Sweetgum	>30' & 5-30'		Fence		Dumping
Phanerophytes	American basswood	All				
Level						
Moist						

Comments:

Small forest of wet site tree species. Regeneration mostly of Norway maple, black cherry, some American basswood. Groundcover: Japanese honeysuckle and some herbs. Other species: pin, white, and red oak, American elm, grey birch, Ailanthus, rose, London planetree, bittersweet, Virginia knotweed, American sycamore, Rubus, white wood aster, poison ivy, Boston ivy, Virginia creeper, etc.

Unit: 586
Acreage: 9.19
Mgmt. Concern: Yes

<u>Site</u>	<u>Species</u>	<u>Height</u>	<u>Exotic</u>	<u>Historical</u>	<u>Uses</u>	<u>Disturbances</u>
Closed Forest	Cherry, black	All		Bridle path		Dumping
Deciduous	Norway maple	All	Yes	Picnic		Trash
Phanerophytes	Rose	<5'	Yes	Fence		Vandalism
Undulating	J. Honeysuckle	All	Yes			
Dry						

Comments:

Huge zooed-out black cherry forest. Understory a jungle like mixture of Norway maple, rose, and assorted vines (Japanese honeysuckle, bittersweet, porcelain berry). Asphalt and eroded macadam paths run through unit. MC: Lots of dumping, trash, and vandalized picnic tables. Separate patches of Norway maple, vines and rose fading in and out, but in most areas all exist together. Other spp: box elder, Virginia knotweed, tulip tree, hickory spp., white ash, garlic mustard, American basswood, white wood aster, etc. Smell-o-death.

Unit: 587
Acreage: 0.57
Mgmt. Concern: Yes

<u>Site</u>	<u>Species</u>	<u>Height</u>	<u>Exotic</u>	<u>Historical</u>	<u>Uses</u>	<u>Disturbances</u>
Closed Forest	Locust, black	5'-30'	Yes		Vehicle access	Trash
Deciduous	Box Elder	<5' & 5-30'			Foot traffic	
Phanerophytes	Tulip tree	<5' & 5-30'				
Slope						
Moist						

Comments:

Closed forest consisting mostly of black locust. Understory consists of box elder, hickory spp., goldenrod, bittersweet, wild grape, Rubus, false Solomon's seal, Virginia knotweed, tulip tree, black cherry, mugwort, red oak, a patch of black birch. Site is bordered by a road, Water Tunnel Project and a sand pit. MC: Trash around Water Tunnel Project area. Other spp: garlic mustard, Asiatic dayflower, day lily, poison ivy, etc.

Unit: 588
Acreage: 0.26
Mgmt. Concern: No

<u>Site</u>	<u>Species</u>	<u>Height</u>	<u>Exotic</u>	<u>Historical</u>	<u>Uses</u>	<u>Disturbances</u>
Desert					WtrTunProj	Trash
Slope						
Dry						

Comments:

The Water Tunnel Project is enclosed by a green wooden wall/fence. Inside, there are two small trailer houses, some black metal pipes, and three small black locust trees 10-15'. A lot of trash around the border of the site, especially around the doors. Sand pit is southeast of Water Tunnel Project.

Unit: 589
Acreage: 0.26
Mgmt. Concern: No

<u>Site</u>	<u>Species</u>	<u>Height</u>	<u>Exotic</u>	<u>Historical</u>	<u>Uses</u>	<u>Disturbances</u>
Closed Forest	Cherry, black	<5' & 5-30'			Foot traffic	Trash
Deciduous	Birch, black	>30' & 5-30'				
Lianas						
Undulating						
Dry						

Comments:

Strip of black cherry/black birch closed forest in the middle of the picnic area (unit 570). Understory mostly poison ivy. A few large trees: pin and red oaks, red maple, Virginia creeper, sweetgum, white wood aster, spotted knapweed, mulberry, white wood aster, spotted knapweed, mulberry, white ash, garlic mustard, bittersweet, sweetgum, and crab apple.

Unit: 590
Acreage: 1.99
Mgmt. Concern: Yes

<u>Site</u>	<u>Species</u>	<u>Height</u>	<u>Exotic</u>	<u>Historical</u>	<u>Uses</u>	<u>Disturbances</u>
Woodland	Cherry, black	>30' & 5-30'			Picnic	Trash
Deciduous					Foot traffic	Vandalism
Hemicryptophytes						
Undulating						
Dry						

Comments:

A picnic area that has become overgrown in most spots and neglected. For example, vines are growing through picnic tables, grass is unmown, vines are taking over the small patches of trees. This all can be easily turned around. Other tree: black locust, pin oak, apple, mulberry, sycamore maple, London planetree, hickory spp., and white ash. Groundcover: CSG, mugwort, smartweed, spotted knapweed, common plantain. In more shady areas: rose, bittersweet, poison ivy, Virginia knotweed, white wood aster, honewort, etc.

Unit: 591
Acreage: 0.17
Mgmt. Concern: Yes

<u>Site</u>	<u>Species</u>	<u>Height</u>	<u>Exotic</u>	<u>Historical</u>	<u>Uses</u>	<u>Disturbances</u>
Woodland Deciduous Hemicryptophytes Undulating Dry	Sassafras	>30' & 5-30'			Picnic Campfire/ party	Trash Vandalism

Comments:

A small wooded picnic site, trees mostly Sassafras, some black cherry. Understory open, groundcover is CSG, Sassafras <5', chives, poison ivy, Virginia knotweed and rose. Picnic tables are vandalized, lots of campfires, some trash (MC).

Unit: 592
Acreage: 1.22
Mgmt. Concern: No

<u>Site</u>	<u>Species</u>	<u>Height</u>	<u>Exotic</u>	<u>Historical</u>	<u>Uses</u>	<u>Disturbances</u>
Woodland Deciduous Hemicryptophytes Level Dry	Locust, black Elm, American	>30' & 5-30' >30' & 5-30'	Yes		Picnic Campfire/ party Foot traffic	Compaction Trash Vandalism

Comments:

Picnic grounds with black locust and American elm canopy and mown CSG groundcover. Other species of trees are only one or two individuals. Around bases of trees are unmown patches where other herbaceous species occur. Area will maintained. Other spp: black cherry, box elder, Sassafras, black birch, mulberry, Ailanthus, sweet cherry, honey locust, London planetree, violets, garlic mustard, porcelain berry, poison ivy, Rubus, rose, Virginia creeper, Virginia knotweed, spotted knapweed, Siebold viburnum. Also, 2 black kittens.

Unit: 593
Acreage: 0.16
Mgmt. Concern: No

<u>Site</u>	<u>Species</u>	<u>Height</u>	<u>Exotic</u>	<u>Historical</u>	<u>Uses</u>	<u>Disturbances</u>
Closed Forest	Sassafras	All			Foot traffic	Trash
Deciduous	Elm, American	All				
Phanerophytes						
Level						
Moist						

Comments:

Small patch of Sassafras and American elm. Sycamore maple, box elder, black locust, and Ailanthus are present. Groundcover spp: enchanter's nightshade, CSG, rose, Virginia creeper, poison ivy, garlic mustard, Virginia knotweed, Japanese honeysuckle, bittersweet, Rubus, mulberry.

Unit: 594
Acreage: 0.40
Mgmt. Concern: Yes

<u>Site</u>	<u>Species</u>	<u>Height</u>	<u>Exotic</u>	<u>Historical</u>	<u>Uses</u>	<u>Disturbances</u>
Closed Forest	Box Elder	<5' & 5-30'		Sewer pipe	Vehicle access	Dumping
Deciduous	Sycamore maple	<5' & 5-30'	Yes	Picnic	Foot traffic	Erosion
Phanerophytes						
Slope						
Wet						

Comments:

Closed forest of box elder and sycamore maple. Dense understory of box elder, rose, sycamore maple, poison ivy, and garlic mustard. Area is wet and slopes down from vehicular road. Near water tunnel. MC: Lots of dumping and trash. Other spp: Ailanthus, Seibold viburnum, American elm, Virginia knotweed, Asiatic dayflower, mugwort, Rubus, Aster, burdock, wild geranium, Japanese honeysuckle, Virginia creeper, jewelweed, black cherry and hickory spp.

Unit: 595
Acreage: 0.50
Mgmt. Concern: Yes

<u>Site</u>	<u>Species</u>	<u>Height</u>	<u>Exotic</u>	<u>Historical</u>	<u>Uses</u>	<u>Disturbances</u>
Closed Forest	Tulip tree	>30'		Landfill	Foot traffic	Trash
Deciduous	Sugar maple	All		Full-crown		Vandalism
Phanerophytes	Norway maple	<5' & 5-30'	Yes	Bridle path		Dumping
Level						
Dry						

Comments:

Patch of very large tulip trees, two huge sugar maples with regeneration and lots of Norway maple regeneration. Groundcover non-existent under maple regeneration. MC: lots of trash, dumping from Jerome Ave. Other spp: false Solomon's seal, poison ivy, mulberry, garlic mustard, black cherry, white ash, Virginia knotweed, enchanter's nightshade, rose, arrowwood, etc.

Unit: 596
Acreage: 0.33
Mgmt. Concern: Yes

<u>Site</u>	<u>Species</u>	<u>Height</u>	<u>Exotic</u>	<u>Historical</u>	<u>Uses</u>	<u>Disturbances</u>
Closed Forest	Hickory spp.	All		Fence	Foot traffic	Trash
Deciduous	American, basswood	All		Picnic		Vandalism
Phanerophytes				Bridle path		Dumping
Level						
Moist						

Comments:

Small edge of above trees and Sassafras, red, Norway and sycamore maples and American elm. Mixed in with saplings in the understory are clumps of rose, poison ivy, and Japanese honeysuckle. MC: trash, dumping, neglected picnic sites. Other spp: Virginia knotweed, false Solomon's seal, garlic mustard, Virginia creeper, white wood aster, Ailanthus, black cherry, red oak, and Jack-in-the-pulpit.

Unit: 597
Acreage: 0.51
Mgmt. Concern: Yes

<u>Site</u>	<u>Species</u>	<u>Height</u>	<u>Exotic</u>	<u>Historical</u>	<u>Uses</u>	<u>Disturbances</u>
Woodland	Cherry, black	All			Picnic	Trash
Deciduous	Elm, American	>30' & 5-30'			Campfire/ party	Compaction
Hemicryptophytes	Hickory spp.	<5' & >30'			Foot traffic	Dumping
Level						
Dry						

Comments:

Well used, but unmaintained picnic area. Trees include above plus Norway maple, American sycamore, and pin oak. Soil near picnic tables compacted, but further away is Virginia knotweed, rose, mugwort, white wood aster, spotted knapweed, great ragweed, poison ivy and goldenrod cover the ground. MC: trash and dumping if some care is not given to this area, it will go the way of unit 586. Other spp: path rush, Virginia creeper, white ash.

Unit: 598
Acreage: 0.43
Mgmt. Concern: Yes

<u>Site</u>	<u>Species</u>	<u>Height</u>	<u>Exotic</u>	<u>Historical</u>	<u>Uses</u>	<u>Disturbances</u>
Herbaceous	Jewelweed	<5'		Picnic	Picnic	Trash
	J. Knotweed	<5'	Yes	Culvert	Campfire/ party	Vandalism
Therophytes	Mugwort	<5'	Yes	Fence		
Level						
Moist						

Comments:

Moist spot with jewelweed, Japanese knotweed, some mugwort and other herbaceous species. Some trees in center and on edge (American elm, white ash, a large London planetree snag). MC: Trash, neglected picnic sites. Other spp: Virginia knotweed, spotted knapweed, great ragweed, porcelain berry, rose, poison ivy, Norway maple, Virginia creeper, Ailanthus, black cherry, dogbane, Aster, goldenrod, and hickory spp.

Unit: 599
Acreage: 0.24
Mgmt. Concern: No

<u>Site</u>	<u>Species</u>	<u>Height</u>	<u>Exotic</u>	<u>Historical</u>	<u>Uses</u>	<u>Disturbances</u>
Woodland	Cherry, black	All		Exotics		Dumping
Deciduous	Elm, American	All		Landfill		Trash
Lianas	Ivy, poison	All				
Level						
Dry						

Comments:

Spots of woodland by lawn on maintained area. Some of these trees were planted (London planetree, apple): others have seeded in (black cherry). Understory contains lots of lianas, especially poison ivy but also Virginia creeper, Japanese honeysuckle, bindweed, and bittersweet. Other spp: Japanese knotweed, selfheal, goldenrod, pin oak, Rubus, Norway maple, hickory spp., red maple, mugwort, and rose.

Unit: 600
Acreage: 0.84
Mgmt. Concern: Yes

<u>Site</u>	<u>Species</u>	<u>Height</u>	<u>Exotic</u>	<u>Historical</u>	<u>Uses</u>	<u>Disturbances</u>
Woodland	Locust, black	5'-30'	Yes	Fence	Foot traffic	Dumping
Deciduous	Elm, American	>30' & 5-30'				Trash
Chamaephytes	Cherry, black	<5' & 5-30'				
Level	Five leaved aralia	<5' & 5-30'				
Dry	Porcelain berry	<5' & 5-30'				

Comments:

Very mixed tree species make up this woodland. Understory mostly rose and five leaved aralia but also many viney spots (moonseed, bittersweet, porcelain berry). Mulberry, hickory spp., white ash, black cherry, tulip tree mixed in. This unit borders Jerome Ave. Lots of trash and dumping. Other spp: garlic mustard, day lily, mimosa, Virginia knotweed, Norway maple, Japanese hops, carpenter's square, Rubus, jewelweed, poison ivy, cork tree and osage orange.

Unit: 601
Acreage: 0.16
Mgmt. Concern: Yes

<u>Site</u>	<u>Species</u>	<u>Height</u>	<u>Exotic</u>	<u>Historical</u>	<u>Uses</u>	<u>Disturbances</u>
Scrub	Rose	<5' & 5-30'	Yes	Picnic	Foot traffic	Trash
Deciduous	Dogwood spp.	<5' & 5-30'		Trail	Picnic	Erosion
Chamaephytes	Five leaved aralia	<5' & 5-30'	Yes	Landfill		Vandalism
Level	Moonseed	<5' & 5-30'				
Dry						

Comments:

Small pockets of scrub with some trees and vines. Mugwort mixed in some spots, old footpath or bridle path runs along one side extremely eroded. Picnic tables vandalized, very trashy area. Other spp: Ailanthus, mulberry, Japanese knotweed, Rubus, Norway maple, and Virginia knotweed.

Unit: 602
Acreage: 0.33
Mgmt. Concern: Yes

<u>Site</u>	<u>Species</u>	<u>Height</u>	<u>Exotic</u>	<u>Historical</u>	<u>Uses</u>	<u>Disturbances</u>
Closed Forest	Locust, black	5'-30'	Yes	Picnic	Foot traffic	Trash
Deciduous				Landfill	Picnic	Vandalism
Chamaephytes						Fire
Level						
Dry						

Comments:

Black locust forest with rose, garlic mustard, and Virginia knotweed understory. Also, some black cherry regeneration. Very trashy area, vandalized trees and picnic tables. Other spp: poison ivy, bittersweet, goldenrod, mulberry, crab apple and mugwort.

Unit: 603
Acreage: 0.30
Mgmt. Concern: No

<u>Site</u>	<u>Species</u>	<u>Height</u>	<u>Exotic</u>	<u>Historical</u>	<u>Uses</u>	<u>Disturbances</u>
Scrub	Indigo bush	<5' & 5-30'				
Deciduous	Cherry, black	<5' & 5-30'				
Chamaephytes	Ash, white	<5' & 5-30'				
Level						
Dry						

Comments:

Thicket of above species plus a few hickory spp., and some oak. Very large hole at unit edge near unit 605. Fairly impenetrable. Was there a fire? Abnormal growth? Other spp: mugwort, Japanese honeysuckle, goldenrod, jewelweed, bindweed, Virginia knotweed, etc. Mugwort dominate the groundcover. Not as much white ash as indigo bush and black cherry.

Unit: 604
Acreage: 0.67
Mgmt. Concern: Yes

<u>Site</u>	<u>Species</u>	<u>Height</u>	<u>Exotic</u>	<u>Historical</u>	<u>Uses</u>	<u>Disturbances</u>
Scrub	Indigo bush	<5' & 5-30'		Landfill		Trash
Deciduous	Cherry, black	All		Exotics		Dumping
Chamaephytes	Bittersweet	All	Yes			Vandalism
Level						
Dry						

Comments:

Thicket of indigo bush, some rose, smooth sumac, and catbrier. Some trees, mostly black cherry, (planted London planetree, pin oaks and honey locust). Bittersweet is covering a good deal of shrubs. There is a small patch of spotted knapweed with St. John's wort. Other spp: Rubus, Ailanthus, Japanese knotweed, Norway maple, white ash, crab apple and garlic mustard. MC: trash, dumping and neglected street lamps.

Unit: 605
Acreage: 0.63
Mgmt. Concern: No

<u>Site</u>	<u>Species</u>	<u>Height</u>	<u>Exotic</u>	<u>Historical</u>	<u>Uses</u>	<u>Disturbances</u>
Woodland	Bittersweet	<5' & 5-30'	Yes	Picnic	Foot traffic	
Deciduous	Cherry, black	<5' & 5-30'				
Lianas	Porcelain berry	<5' & 5-30'				
Level						
Dry						

Comments:

Bittersweet lianaland. Mostly growing on black cherry, but also upon white ash, indigobush. Not as much porcelain berry but quite a large patch of it. Also, patches of rose and Japanese knotweed. Trees growing close to edges of unit near fields lack vines. Mugwort strip near fields. Some trees, particularly white ash, appear deformed. Possible fire? Other species are spotted knapweed, garlic mustard, Virginia knotweed, dogwood sp., wineberry, CSG, pokeweed, goldenrod, Virginia creeper, poison ivy, Japanese honeysuckle, etc.

Unit: 606
Acreage: 0.10
Mgmt. Concern: Yes

<u>Site</u>	<u>Species</u>	<u>Height</u>	<u>Exotic</u>	<u>Historical</u>	<u>Uses</u>	<u>Disturbances</u>
Scrub	Rose	<5' & 5-30'	Yes	Picnic	Foot traffic	Dumping
Deciduous	Wineberry	<5' & 5-30'	Yes			
Chamaephytes	Five leaved aralia	<5' & 5-30'	Yes			
Level	Bindweed	<5' & 5-30'				
Dry						

Comments:

Clearing with the above shrubs and bindweed. Area was a former picnic site (one table broken, the other surrounded by vegetation). Two small snags present. Patches of elderberry, mugwort, dogwood sp., and some thin leaved sunflower. MC: should site for active management (not sure what). First, clean it up and remove tables. Other spp: jewelweed, Norway maple regeneration, elderberry, Virginia knotweed, large pin oak, black cherry, wild grape, American elm <5', great ragweed, hickory sp.

Unit: 607
Acreage: 0.69
Mgmt. Concern: Yes

<u>Site</u>	<u>Species</u>	<u>Height</u>	<u>Exotic</u>	<u>Historical</u>	<u>Uses</u>	<u>Disturbances</u>
Closed Forest	Norway maple	All	Yes	Landfill	Vehicle access	Trash
Deciduous				Full-crown	Foot traffic	Dumping
Phanerophytes					Horses	Erosion
Slope						
Dry						

Comments:

Forested area along Jerome Ave. Large full crown maple. A couple of pin oaks. Regeneration mostly Norway maple and black cherry. Unit is very trashy. Some viney patches. CSG and sidewalk near Jerome Ave. Old bridle path runs through unit and is very eroded. Hedgerow of Norway maple in one spot. Other spp: American elm, bittersweet, mugwort, black oak >30', deformed white ash, rose, dogwood sp., five leaved aralia and crab apple. MC: clean this area up.

Unit: 608
Acreage: 0.24
Mgmt. Concern: No

<u>Site</u>	<u>Species</u>	<u>Height</u>	<u>Exotic</u>	<u>Historical</u>	<u>Uses</u>	<u>Disturbances</u>
Closed Forest	Tulip tree	>30' & 5-30'			Foot traffic	Fire
Deciduous	Birch, black	All				Trash
Chamaephytes	6	All				
Slope	Oak, red	All				
Dry	Dogwood, flowering	<5' & 5-30'				

Comments:

Forest edge where tulip tree, black birch, and American beech growing up beneath larger red oaks (near 100') and are closing up the lower canopy. Beech regenerating vigorously. Oaks regenerating, but not as much as the other species. Groundcover of mostly mapleleaf viburnum and white wood aster. Small trees of all species (on species list) on edge of unit that borders meadow. Flowering dogwoods scattered throughout. Black cherry on meadow edge and regenerating. Other species: whorled loosestrife, Rubus, wild grape, bittersweet, CSG, etc.

Unit: 609
Acreage: 5.05
Mgmt. Concern: No

<u>Site</u>	<u>Species</u>	<u>Height</u>	<u>Exotic</u>	<u>Historical</u>	<u>Uses</u>	<u>Disturbances</u>
Vineland Deciduous Lianas Slope Dry	Porcelain berry	<5' & 5-30'		Landfill Fence	Vehicle access Foot traffic	Dumping

Comments:

Very large vineland growing on ground and trees (particularly near highway). Quite a bit of herbaceous plants mixed in, especially mugwort. Some tree crowns are free of vines. Lots of bittersweet growing on black cherry, black locust, Norway maple, mulberry and American elm. Some fallen trees. Other spp: tulip tree, common ragweed, wineberry, jewelweed, garlic mustard, poison ivy, Virginia knotweed, a patch of Phragmites, common evening primrose, Japanese knotweed, and purple loosestrife.

Unit: 610
Acreage: 0.34
Mgmt. Concern: No

<u>Site</u>	<u>Species</u>	<u>Height</u>	<u>Exotic</u>	<u>Historical</u>	<u>Uses</u>	<u>Disturbances</u>
Woodland Deciduous Geophytes Slope Dry	Locust, black J. Knotweed	>30' & 5-30' <5' & 5-30'	Yes Yes	Landfill	Foot traffic	Trash

Comments:

Black locust woodland with thick Japanese knotweed understory. Impenetrable. Vines in spots: Japanese honeysuckle, porcelain berry and bittersweet. Other spp: pin oak 5-30, black cherry 5-30', Ailanthus, mugwort, goldenrod, jewelweed, and other plants near unit edges. Foot traffic on paved path.

Unit: 611
Acreage: 0.46
Mgmt. Concern: No

<u>Site</u>	<u>Species</u>	<u>Height</u>	<u>Exotic</u>	<u>Historical</u>	<u>Uses</u>	<u>Disturbances</u>
Closed Forest Deciduous Lianas Slope Dry	Locust, black	>30' & 5-30'	Yes	Landfill Exotics	Foot traffic	Dumping Trash

Comments:

Forest of black locust sloping down from Major Deegan Expressway with Japanese honeysuckle and some bittersweet growing on the ground and into some trees. Lots of jewelweed and garlic mustard. Enormous active bee's nest in jewelweed patch. Other spp: American elm, Rubus, pin oak, goldenrod, mugwort, rose, white snakeroot, crab apple, Ailanthus and Eastern cottonwood. Some openings in unit, but most is closed canopy.

Unit: 612
Acreage: 0.57
Mgmt. Concern: Yes

<u>Site</u>	<u>Species</u>	<u>Height</u>	<u>Exotic</u>	<u>Historical</u>	<u>Uses</u>	<u>Disturbances</u>
Closed Forest Deciduous Chamaephytes Slope Dry	Cherry, black Ash, white Arrowwood	<5' & 5-30' All <5' & 5-30'		Culvert Exotics Landfill	Foot traffic Vehicle access Vagabond	Trash

Comments:

Black cherry forest with wet-site species, shrubby understory and lots of exotic plantings. Willow oak, pin oak, red oak, and honey locust near fence and path. Culvert channels runs through southern part of unit on other side of vineland; ornamental plantings here (like jet black bead and rose-of-Sharon). Many other species: Aster, goldenrod, Jack-in-the-pulpit, rose, Rubus, bittersweet, lots of poison ivy, some dead ash, American hornbeam, black birch >30', 1 shagbark hickory, Virginia knotweed, CSG, enchanter's nightshade, violet, day lily, etc

Unit: 613
Acreage: 0.10
Mgmt. Concern: No

<u>Site</u>	<u>Species</u>	<u>Height</u>	<u>Exotic</u>	<u>Historical</u>	<u>Uses</u>	<u>Disturbances</u>
Herbaceous	Phragmites	<5' & 5-30'			Vehicle access	
Geophytes						
Slope						
Moist						

Comments:

Stand of Phragmites accessible to Mosholu extension, although bounded by a small fence. Vines growing in unit (porcelain berry and bittersweet). Other spp: dogbane, black walnut, jewelweed and a little arrowwood.

Unit: 614
Acreage: 0.80
Mgmt. Concern: Yes

<u>Site</u>	<u>Species</u>	<u>Height</u>	<u>Exotic</u>	<u>Historical</u>	<u>Uses</u>	<u>Disturbances</u>
Herbaceous	Mugwort	<5' & 5-30'	Yes	Landfill Road	Vehicle access	Compaction Scraping
Hemicryptophytes						
Slope						
Dry						

Comments:

Large herbaceous field of mugwort, the majority of which has not been mowed. Old paved road becoming buried and vegetated. MC: Greater variety of herbs south of berm toward Major Deegan Expressway. Manage for wildflower meadow here. This side mowed more recently, but seems to have been let go (line on map estimated). Hawk sighted. Other spp: common ragweed, CSG, clover, Queen Anne's lace, WSG, common evening primrose, spotted knapweed, jewelweed, beggar ticks, etc. Unit ends just beyond lone Norway maple; scars from burned auto.

Unit: 615
Acreage: 0.70
Mgmt. Concern: No

<u>Site</u>	<u>Species</u>	<u>Height</u>	<u>Exotic</u>	<u>Historical</u>	<u>Uses</u>	<u>Disturbances</u>
Closed Forest Deciduous Lianas Slope Dry	Cherry, black	All		Stone wall Stairs Hydrant		Dumping Vandalism Trash

Comments:

Disturbed forest with mixed trees and lots of vines and jewelweed. Trees include red oak, pin oak, tulip tree, hickory spp., Norway maple, white ash, royal Paulownia, and American elm. Chopped trees, stone wall broken, stairs, fire hydrant. Dumping and landfill debris. Lots of jewelweed patches and plenty of garlic mustard. Other species are Virginia creeper, bittersweet, enchanter's nightshade, smooth sumac, poison ivy, mugwort, goldenrod, Virginia knotweed, Aster, white snakeroot, wineberry, rose, Virginia stickseed, and clustered snakeroot.

Unit: 616
Acreage: 1.04
Mgmt. Concern: No

<u>Site</u>	<u>Species</u>	<u>Height</u>	<u>Exotic</u>	<u>Historical</u>	<u>Uses</u>	<u>Disturbances</u>
Woodland Deciduous Phanerophytes Slope Dry	Oak, willow Oak, pin Ash, white	>30' >30' All	Yes	Landfill Fence Exotics	Foot traffic	

Comments:

A woodland (almost, or soon to be, closed forest) that is a narrow strip along Mosholu Parkway. Composed of few very large willow oaks and pin oaks (probably planted) and lots of small and medium sized white ash. There is also quite a bit of black cherry and hickory spp. Lots of Japanese knotweed and jewelweed. Also a few red oak, American elm, crab apple, black walnut, and black birch. Path in unit.

Unit: 617
Acreage: 0.07
Mgmt. Concern: No

<u>Site</u>	<u>Species</u>	<u>Height</u>	<u>Exotic</u>	<u>Historical</u>	<u>Uses</u>	<u>Disturbances</u>
Herbaceous	J. Knotweed	<5' & 5-30'	Yes			
Geophytes						
Level						
Dry						

Comments:

Small patch of knotweed with lots of other species mixed in and a lot of bird activity. Other spp: mulberry <5', wineberry, Ailanthus <5', white ash <5', rose, mugwort, porcelain berry, American elm regeneration, oak <5', goldenrod, black cherry <5', jewelweed, Rubus, and Japanese honeysuckle.

Unit: 618
Acreage: 0.37
Mgmt. Concern: Yes

<u>Site</u>	<u>Species</u>	<u>Height</u>	<u>Exotic</u>	<u>Historical</u>	<u>Uses</u>	<u>Disturbances</u>
Closed Forest	Pine, white	>30'		Landfill	Picnic	
Mixed	Cherry, black	5'-30'		Full-crown		
Phanerophytes	Ash, white	<5' & 5-30'		Exotics		
Undulating						
Dry						

Comments:

Three huge white pines dominate upper canopy. Intermediate black cherry; not much black cherry regeneration. Lots of white ash which will take over unit very soon. Area may have been landscaped once. Wet jewelweed patch where there is a few dead trees. MC: Could manage for a small pine lot close to meadow. Other spp: Virginia creeper, wineberry, Ailanthus (<5').

Unit: 619
Acreage: 1.04
Mgmt. Concern: No

<u>Site</u>	<u>Species</u>	<u>Height</u>	<u>Exotic</u>	<u>Historical</u>	<u>Uses</u>	<u>Disturbances</u>
Vineland	Porcelain berry	All			Vehicle access	Dumping
Deciduous	Bittersweet	All	Yes			
Lianas						
Level						
Dry						

Comments:

Vineland edge growing along Major Deegan Expressway (south of old service station). Covered trees include black cherry, Norway maple, pin oak, sweetgum. Other spp: tartarian honeysuckle, Rubus, enchanter's nightshade, rose, patch of Ailanthus, staghorn sumac, poison ivy, Virginia creeper, mugwort, CSG, dogbane, Aster, goldenrod, Virginia knotweed, black cherry.

Unit: 620
Acreage: 0.61
Mgmt. Concern: No

<u>Site</u>	<u>Species</u>	<u>Height</u>	<u>Exotic</u>	<u>Historical</u>	<u>Uses</u>	<u>Disturbances</u>
Closed Forest	Norway maple	All	Yes		Campfire/ party	Trash
Deciduous	Cherry, black	<5' & 5-30'				Dumping
Phanerophytes	American elm	>30' & 5-30'				
Undulating	Ash, white	<5' & 5-30'				
Dry						

Comments:

A closed forest dominated by Norway maple (some are huge) with some mixed in large American elm, medium black cherry, and small white ash. Area seems rather disturbed, groundcover is sparse. There seems to be some very old hills of dumped gravel or landfill. Other spp: red maple, Eastern red cedar, Austrian pine, hickory spp., black birch, mulberry, sweetgum, tulip tree, poison ivy (lots), Virginia creeper, jewelweed, garlic mustard, Japanese knotweed, Virginia knotweed. Deer scat(?) in unit. Also, a black locust patch.

Unit: 621
Acreage: 0.43
Mgmt. Concern: Yes

<u>Site</u>	<u>Species</u>	<u>Height</u>	<u>Exotic</u>	<u>Historical</u>	<u>Uses</u>	<u>Disturbances</u>
Herbaceous	Jewelweed	<5' & 5-30'			Foot traffic	
Therophytes	Beggar ticks	<5' & 5-30'				
Level						
Moist						

Comments:

MC: Great wet meadow, although like to see more diversity. Jewelweed clearly dominates with a significant amount of beggar ticks, lots of bird activity (as in adjoining meadow). A few snags present, one dying Norway maple. Unit lies atop old road. Some of the plants are just over 5' tall. Other spp: wineberry, porcelain berry, CSG, lady's thumb, smartweed, clearweed, mugwort, Virginia knotweed, Rubus, pokeweed, Polygonum spp., common ragweed, poor-man's-pepper, wild lettuce, Ailanthus regeneration, lamb's quarters, Japanese knotweed, etc.

Unit: 622
Acreage: 0.14
Mgmt. Concern: No

<u>Site</u>	<u>Species</u>	<u>Height</u>	<u>Exotic</u>	<u>Historical</u>	<u>Uses</u>	<u>Disturbances</u>
Vineland	Bittersweet	<5' & 5-30'	Yes	Landfill		
Deciduous						
Lianas						
Slope						
Dry						

Comments:

A small bittersweet vineland at the edge of Mohsolu Parkway. Bittersweet growing thickly over the few regenerating trees and herbaceous plants, all <5'. Other spp: black cherry, Norway maple, hickory spp., white ash, one tulip tree (not enough of any to put on regenerating species list), Japanese knotweed, pokeweed, Ailanthus, porcelain berry.

Unit: 623
Acreage: 0.61
Mgmt. Concern: No

<u>Site</u>	<u>Species</u>	<u>Height</u>	<u>Exotic</u>	<u>Historical</u>	<u>Uses</u>	<u>Disturbances</u>
Closed Forest Deciduous Phanerophytes Slope Dry	Norway maple	All	Yes	Landfill Fence Foundation	Hydrant	Trash

Comments:

Closed forest/highway edge unit of Norway maple, and lots of maple regeneration. Edge of Mosholu Parkway is mown grass. Some trees may have been planted. Some vines growing in areas facing highway. Other spp. pin oak, willow oak, black oak, black cherry, hickory spp., basswood, black birch, sweetgum, Japanese honeysuckle, wild grape, bittersweet, poison ivy, blackhaw, Virginia knotweed, etc.

Unit: 624
Acreage: 1.66
Mgmt. Concern: No

<u>Site</u>	<u>Species</u>	<u>Height</u>	<u>Exotic</u>	<u>Historical</u>	<u>Uses</u>	<u>Disturbances</u>
Closed Forest Deciduous Phanerophytes Slope Dry	Norway maple Pine, Austrian	All >30'	Yes Yes	Exotics Fence		Trash

Comments:

Forest of planted Austrian pine and Norway maple downslope from Croton Aqueduct. Unit is very open and easy to walk through but there is quite a bit of maple regeneration. Some black cherry and patches of jewelweed where water collects. Some old dumping from when area was easily accessible. Other spp: tulip tree, Japanese honeysuckle, Virginia knotweed, poison ivy, hickory spp., white snakeroot, Japanese knotweed, Virginia creeper, sweetgum 30', American elm >30', pin oak, willow oak, white ash, bittersweet, American basswood, Aster, etc.

Unit: 625
Acreage: 0.76
Mgmt. Concern: Yes

<u>Site</u>	<u>Species</u>	<u>Height</u>	<u>Exotic</u>	<u>Historical</u>	<u>Uses</u>	<u>Disturbances</u>
Closed Forest	Norway maple	All	Yes	Croton Aqdt	Sports	Trash
Deciduous				Foundation	Foot traffic	
Hemicryptophytes				Hedgerow		
Slope						
Dry						

Comments:

Closed forest of planted Norway maple. Virtually no ground cover, except a little bit of Aster, some Norway maple seedlings and some poison ivy. Lots of woody debris. Large foundation with a USGS survey mark on it. Some of the trees have large scars possibly from past car dumping. Almost every tree is >30' tall. Foundation part of Aqueduct project. Some other trees are black cherry and American elm. There is some arrowwood and Virginia knotweed in unit. MC: Nothing in understory.

Unit: 626
Acreage: 0.60
Mgmt. Concern: No

<u>Site</u>	<u>Species</u>	<u>Height</u>	<u>Exotic</u>	<u>Historical</u>	<u>Uses</u>	<u>Disturbances</u>
Closed Forest	Birch, black	>30' & 5-30'			Foot traffic	Trash
Deciduous	Norway maple	<5' & 5-30'	Yes			Erosion
Phanerophytes	Cherry, black	5'-30'				
Undulating						
Dry						

Comments:

Closed forest of above species with lots of Norway maple regeneration. Area is very disturbed, undulating, fallen trees, lots of woody debris, trash, erosion. Some spots with no groundcover. Paved path in unit. Other spp: Aster, jewelweed, false Solomon's seal, American elm 5-30', Japanese knotweed, garlic mustard, white ash <5', dodder, sweetgum >30', 2 American sycamore >30', Virginia knotweed, patch of pokeweed and mulberry. Some snags.

Unit: 627
Acreage: 0.41
Mgmt. Concern: No

<u>Site</u>	<u>Species</u>	<u>Height</u>	<u>Exotic</u>	<u>Historical</u>	<u>Uses</u>	<u>Disturbances</u>
Herbaceous	Mugwort	<5'	Yes	Full-crown	Foot traffic	
Deciduous	Porcelain berry	<5' & 5-30'				
Hemicryptophytes	Ivy, poison	<5' & 5-30'				
Level	Bittersweet	<5' & 5-30'	Yes			
Dry	Knapweed, spotted	<5' & 5-30'	Yes			
	Cool season grass	<5'				

Comments:

Small meadow between fence along paved path and field near southbound service station. Area will probably become overrun with vines. Three large pin oaks, and old sugar maple. A dying maple in unit. Footpaths bisects area. Other spp: black cherry 5-30', field pennycress, rose, mulberry, Virginia creeper, and Norway maple regeneration.

Unit: 628
Acreage: 1.46
Mgmt. Concern: No

<u>Site</u>	<u>Species</u>	<u>Height</u>	<u>Exotic</u>	<u>Historical</u>	<u>Uses</u>	<u>Disturbances</u>
Desert						
Level						
Dry						

Comments:

Active service stations on the north and southbound sides of the Major Deegan Expressway. Area clean and well maintained.

Unit: 629
Acreage: 0.33
Mgmt. Concern: No

<u>Site</u>	<u>Species</u>	<u>Height</u>	<u>Exotic</u>	<u>Historical</u>	<u>Uses</u>	<u>Disturbances</u>
Woodland	Ash, white	<5' & 5-30'			Foot traffic	Paint
Deciduous	Locust, black	<5' & 5-30'	Yes			Trash
Phanerophytes	Ivy, poison	<5' & 5-30'				Fire
Level	Mugwort	<5'	Yes			
Dry						

Comments:

Narrow strip bordering grassy slope to Major Deegan Expressway. Includes sidewalk and fence. Understory and fence covered with vines of poison ivy and Virginia creeper. Tree: American sycamore, royal Paulownia, Ailanthus, black locust, sweetgum, black cherry, silver maple, mulberry, crab apple, and black oak. Other spp: groundnut, common nightshade, bittersweet, flowering dogwood, cup plant, dogbane, Rubus, Norway maple, goldenrod, pokeweed, wild grape, Aster, white avens and CSG.

Unit: 630
Acreage: 7.44
Mgmt. Concern: No

<u>Site</u>	<u>Species</u>	<u>Height</u>	<u>Exotic</u>	<u>Historical</u>	<u>Uses</u>	<u>Disturbances</u>
Woodland	Walnut, black	All		Croton aqdt	Foot traffic	Auto
Deciduous	American sycamore	>30' & 5-30'		Landfill	Vagabond	Compaction
Therophytes	American elm	All				Vandalism
Undulating						
Moist						

Comments:

Large moist woodland along Croton Aqueduct trail. American sycamore is concentrated in southern part of unit and is not regenerating. Black walnut and American elm regeneration along with many other species; hickory spp., red oak, white ash, white oak, pin oak, tulip tree, black cherry but understory is predominantly jewelweed with Rubus and rose mixed in. Also, lots of vines and garlic mustard. MC: keep vines from choking black walnuts. Also, Norway maple, sensitive fern, American hornbeam, bittersweet, goldenrod, and patches of Sassafras.

Unit: 631
Acreage: 0.07
Mgmt. Concern: No

<u>Site</u>	<u>Species</u>	<u>Height</u>	<u>Exotic</u>	<u>Historical</u>	<u>Uses</u>	<u>Disturbances</u>
Vineland	Bittersweet	All	Yes			Trash
Deciduous	Rose	<5' & 5-30'	Yes			
Lianas	Porcelain berry	<5' & 5-30'				
Slope						
Dry						

Comments:

Vineland covering some white ash, American elm, flowering dogwood, and Cornelian cherry on edges. Bulk of vines covering rose. Few other spp: honewort, Virginia creeper, Norway maple, American crab apple, garlic mustard. Some trash. Unit borders sidewalk. Small mammal seen.

Unit: 632
Acreage: 0.27
Mgmt. Concern: No

<u>Site</u>	<u>Species</u>	<u>Height</u>	<u>Exotic</u>	<u>Historical</u>	<u>Uses</u>	<u>Disturbances</u>
Vineland	Oak, black	>30'		Full-crown		Trash
Deciduous	Walnut, black	>30'			Foot traffic	
Therophytes	Cherry, black	All			Shelter	
Slope						
Moist						

Comments:

Full-crown black oaks along sidewalk with a mugwort understory and the rest a mix of black walnut and black cherry with a jewelweed, garlic mustard, rose, and Virginia knotweed understory. Other spp: American elm, white ash, sweetgum, amur hickory sp., Aster, white snakeroot, goldenrod, white avens, cup plant, pokeweed, Virginia creeper, motherwort, Virginia stickseed, arrowwood, false nettle, false Solomon's seal, CSG, bittersweet, wild geranium, catbrier.

Unit: 633
Acreage: 0.70
Mgmt. Concern: No

<u>Site</u>	<u>Species</u>	<u>Height</u>	<u>Exotic</u>	<u>Historical</u>	<u>Uses</u>	<u>Disturbances</u>
Herbaceous	Cool season grass	<5'			Foot traffic	Compaction
Deciduous	Mugwort	<5'	Yes			Trash
Hemicryptophytes	Knapweed, spotted	<5'	Yes			
Slope						
Dry						

Comments:

Open meadow of CSG, mugwort, and spotted knapweed. Only two trees: 1 black oak and sweetgum. Unit borders black locust unit with few regenerating black locust surrounding meadow. Fair amount of jewelweed, goldenrod, and dogbane. Other spp: great ragweed, purpletop grass, Queen Anne's lace, panicled tick trefoil, cypress spurge, common plantain, cow vetch, bittersweet, poor man's pepper, smartweed, Virginia knotweed and path rush.

Unit: 634
Acreage: 1.29
Mgmt. Concern: Yes

<u>Site</u>	<u>Species</u>	<u>Height</u>	<u>Exotic</u>	<u>Historical</u>	<u>Uses</u>	<u>Disturbances</u>
Vineland	Bittersweet	All	Yes	Foundation	Vagabond	Vagabond
Deciduous	Cherry, black	All		Landfill	Foot traffic	Dumping
Lianas	American elm	>30' & 5-30'			Campfire/ party	Vandalism
Undulating	Walnut, black	>30' & 5-30'				
Dry	American sycamore	>30' & 5-30'				
	Virginia creeper	All				

Comments:

Old growth vineland of mostly bittersweet. Tree canopy covered with vines leaving a fairly open understory. Groundcover has vines (bittersweet, Japanese honeysuckle, and poison ivy) mixed with mostly garlic mustard, Virginia knotweed, jewelweed, rose, and regenerating black cherry. MC: Vagabond shelter currently in use, dumping. Unit has a fenced in foundation (from Croton Aqueduct?). Other spp: Ailanthus, pin oak, white ash, black locust, black birch, grey birch, hickory spp., red oak, sweetgum, crab apple, Norway maple, etc.

Unit: 635
Acreage: 0.72
Mgmt. Concern: Yes

<u>Site</u>	<u>Species</u>	<u>Height</u>	<u>Exotic</u>	<u>Historical</u>	<u>Uses</u>	<u>Disturbances</u>
Woodland	Locust, black	All	Yes		Vagabond	Dumping
Deciduous	Cherry, black	All				Trash
Hemicryptophytes						
Slope						
Dry						

Comments:

Black cherry mostly in understory with jewelweed dominating groundcover. MC: vagabond camp. Other spp: red oak, garlic mustard, rose, Virginia creeper, white ash, elderberry, arrowwood, false Solomon's seal, Asiatic dayflower, Aster, Rubus, pokeweed, patch of Japanese knotweed, Sassafras (<5'), poison ivy, Virginia knotweed and chives.

Unit: 636
Acreage: 1.63
Mgmt. Concern: Yes

<u>Site</u>	<u>Species</u>	<u>Height</u>	<u>Exotic</u>	<u>Historical</u>	<u>Uses</u>	<u>Disturbances</u>
Woodland	Ash, white	All		Landfill	Vehicle access	
Deciduous	Hickory spp.	<5' & 5-30'		Stairs	Foot traffic	
Phanerophytes	Sassafras	<5' & 5-30'		Culvert		
Slope						
Moist						

Comments:

Many other species make up the overstory in this transitional unit of sweetgum, tulip tree, American beech, black walnut, black cherry, flowering dogwood and Ailanthus. Tree patches of Sassafras toward bottom of slope. Very little trash or dumping. MC: vehicle access in one spot big enough to abandon cars. Not a real clear cut dominant here. Other spp: bittersweet and wild grape (near highway), arrowwood, spicebush, jewelweed, Japanese honeysuckle, one Eastern cottonwood (>30'), red oak, maple, Virginia creeper, etc.

Unit: 637
Acreage: 0.44
Mgmt. Concern: No

<u>Site</u>	<u>Species</u>	<u>Height</u>	<u>Exotic</u>	<u>Historical</u>	<u>Uses</u>	<u>Disturbances</u>
Closed Forest	Sassafras	All				Trash
Deciduous	Cherry, black	All				
Therophytes						
Undulating						
Moist						

Comments:

Understory is mostly jewelweed with some arrowwood, garlic mustard, rose, poison ivy, and mugwort. Other species: tulip tree, American sycamore, black walnut, Virginia knotweed, Virginia creeper, chives, aster, false Solomon's seal, Ailanthus (<5'), goldenrod, Asiatic dayflower, and white avens.

Unit: 638
Acreage: 0.26
Mgmt. Concern: No

<u>Site</u>	<u>Species</u>	<u>Height</u>	<u>Exotic</u>	<u>Historical</u>	<u>Uses</u>	<u>Disturbances</u>
Woodland	Tulip tree	>30'		Landfill		Trash
Deciduous	Cherry, black	5'-30'		Full-crown		
Therophytes						
Level						
Moist						

Comments:

Opening in forest. A few large tulip tree, smaller black cherry, one large red oak. Open understory, groundcover mostly jewelweed and mugwort. Some Rubus, rose, clustered snakeroot, Virginia creeper, goldenrod, Joe-Pye weed, white wood aster, poison ivy, cultivated lily-of-the-valley, Japanese honeysuckle, white ash, white snakeroot, and day lily.

Unit: 639
Acreage: 0.84
Mgmt. Concern: No

<u>Site</u>	<u>Species</u>	<u>Height</u>	<u>Exotic</u>	<u>Historical</u>	<u>Uses</u>	<u>Disturbances</u>
Closed Forest	Locust, black	All	Yes		Foot traffic	Trash
Deciduous	Cherry, black	<5' & 5-30'				Vandalism
Phanerophytes						
Slope						
Dry						

Comments:

Two non-connecting black locust forest with black cherry regeneration in central woods near the Major Deegan Expressway south. Unit may become a black cherry forest. Ground is mostly bare with walking trails and trash. High bird activity. Other spp. mostly along Expressway: rose, Japanese honeysuckle, Virginia creeper, hawthorn, sweetgum (<5'), poison ivy, Virginia knotweed, white avens, garlic mustard, flowering dogwood, chicken mushroom, Prunus sp., Ailanthus (<15'), Virginia stickseed, goldenrod, red oak, black oak, etc.

Unit: 640
Acreage: 0.64
Mgmt. Concern: No

<u>Site</u>	<u>Species</u>	<u>Height</u>	<u>Exotic</u>	<u>Historical</u>	<u>Uses</u>	<u>Disturbances</u>
Closed Forest	Sweetgum	All		Landfill		Trash
Deciduous	Oak, pin	All				Dumping
Phanerophytes	American sycamore	>30' & 5-30'				
Slope						
Moist						

Comments:

Wet site forest, most of the trees are of medium age. Lots of sweetgum and pin oak, less American sycamore and white ash. A good amount of black cherry <20' mixed in. Understory mostly trees, but still pretty open. Groundcover mostly Virginia knotweed, garlic mustard, and white wood aster. Other spp: tulip tree, Japanese honeysuckle, crab apple, hickory spp., Ailanthus, Sassafras, poison ivy, black birch, sensitive fern, white snakeroot, thin leaved sunflower, cinquefoil, and wild leek.

Unit: 641
Acreage: 0.17
Mgmt. Concern: No

<u>Site</u>	<u>Species</u>	<u>Height</u>	<u>Exotic</u>	<u>Historical</u>	<u>Uses</u>	<u>Disturbances</u>
Scrub	Rubus	<5'				Trash
Deciduous	Sumac, smooth	<5' & 5-30'				
Chamaephytes	Locust, black	<5' & 5-30'	Yes			
Level	Goldenrod	<5'				
Dry						

Comments:

Scrub community may eventually change to a black locust woodland. Other spp: little bluestem, dogbane, Aster, mint sp., yarrow, common mullein, hoary tick trefoil, white avens, mimosa, butter-and-eggs, CSG, bindweed, thistle, sweetgum (<5'), moth mullein, whorled loosestrife, panicled tick trefoil, bush clover, sheep sorrel, Wisteria, and narrow leaved mountain mint.

Unit: 642
Acreage: 0.64
Mgmt. Concern: No

<u>Site</u>	<u>Species</u>	<u>Height</u>	<u>Exotic</u>	<u>Historical</u>	<u>Uses</u>	<u>Disturbances</u>
Closed Forest	Tulip tree	>30' & 5-30'				Trash
Deciduous				Landfill	Foot traffic	Compaction
Therophytes				Foundation		
Slope						
Moist						

Comments:

Clump of tulip tree. Understory mostly herbaceous, lots of clustered snakeroot, honewort, Virginia knotweed, garlic mustard, and white wood aster. Bloodroot scattered throughout. Some hickory spp. mixed in also flowering dogwood. Some saplings and seedlings of black cherry, Sassafras, sugar maple, white ash, hickory spp. A little trash and compaction near footpath. Other spp: violet, jewelweed, zig zag goldenrod, spikenard, black cohosh, false Solomon's seal, Rubus, spicebush, white snakeroot and Japanese honeysuckle.

Unit: 643
Acreage: 0.20
Mgmt. Concern: No

<u>Site</u>	<u>Species</u>	<u>Height</u>	<u>Exotic</u>	<u>Historical</u>	<u>Uses</u>	<u>Disturbances</u>
Closed Forest	Tulip tree	>30'		Culvert		
Deciduous	American sycamore	>30'				
Phanerophytes	Cherry, black	>30' & 5-30'				
Undulating	Oak, red	5'-30'				
Dry						

Comments:

Small transitional closed forest. A few very large tulip trees and American sycamore dominate upper canopy; understory is a layer of regenerating black cherry, some red oak, flowering dogwood, white ash, American elm, and hickory spp. Terrain very disturbed much like unit 630. Other spp: clustered snakeroot, Virginia creeper, garlic mustard, Japanese honeysuckle, Virginia knotweed, rose, Aster, jewelweed, false Solomon's seal, bloodroot, chives, poison ivy, American basswood, spicebush, etc.

Unit: 644
Acreage: 0.29
Mgmt. Concern: No

<u>Site</u>	<u>Species</u>	<u>Height</u>	<u>Exotic</u>	<u>Historical</u>	<u>Uses</u>	<u>Disturbances</u>
Woodland	Locust, black	<5' & 5-30'	Yes	Landfill	Foot traffic	
Deciduous						
Hemicryptophytes						
Slope						
Dry						

Comments:

Small strip of black locust above retaining wall on Mosholu Parkway Extension. One large white ash, some hickory regeneration and dying Ailanthus. Mugwort and jewelweed make up the groundcover. Other spp: poison ivy, American elm, Japanese honeysuckle, sycamore maple, bittersweet, Virginia knotweed, etc.

Unit: 645
Acreage: 0.13
Mgmt. Concern: No

<u>Site</u>	<u>Species</u>	<u>Height</u>	<u>Exotic</u>	<u>Historical</u>	<u>Uses</u>	<u>Disturbances</u>
Closed Forest	Sweetgum	>30' & 5-30'		Landfill	Vehicle access	Erosion
Deciduous	Norway maple	<5' & 5-30'	Yes			Trash
Phanerophytes						
Slope						
Dry						

Comments:

Thin strip forest growing along Mosholu Parkway Extension. Some planted trees of hawthorn and honey locust. Not much new regeneration here. Other spp: sensitive fern, pin oak, Virginia creeper, Aster, jewelweed, CSG, poison ivy, hickory spp. regeneration, spicebush, etc.

Unit: 646
Acreage: 0.21
Mgmt. Concern: No

<u>Site</u>	<u>Species</u>	<u>Height</u>	<u>Exotic</u>	<u>Historical</u>	<u>Uses</u>	<u>Disturbances</u>
Herbaceous	Jewelweed	<5' & 5-30'		Landfill		
Deciduous	Rubus	<5'				
Therophytes	Bittersweet	<5' & 5-30'	Yes			
Slope						
Moist						

Comments:

Patch of jewelweed on slope leading down from Croton trail. Quite a bit of Rubus, some spots with bittersweet snags, fallen trees and branches. Slope relatively unstable. Black cherry and Sassafras regeneration. Trees seem to die once they reach a certain height. Other spp: smartweed, mugwort, Virginia knotweed, goldenrod, pokeweed, poison ivy, rose, avens, wood sorrel, wineberry, privet, Virginia creeper, arrowwood, spicebush and honewort.

Unit: 647
Acreage: 0.16
Mgmt. Concern: No

<u>Site</u>	<u>Species</u>	<u>Height</u>	<u>Exotic</u>	<u>Historical</u>	<u>Uses</u>	<u>Disturbances</u>
Vineland	Grape, wild	All				
Deciduous	Jewelweed	<5'				
Lianas	Rubus	<5'				
Slope	Bittersweet	<5' & 5-30'	Yes			
Moist						

Comments:

Clearing where wild grape grows around jewelweed and Rubus patch. Bittersweet on some trees and also growing into this patch. Other species are rose, garlic mustard, Ailanthus, goldenrod, Virginia knotweed, poison ivy, Virginia creeper, and Aster.

Unit: 648
Acreage: 2.96
Mgmt. Concern: No

<u>Site</u>	<u>Species</u>	<u>Height</u>	<u>Exotic</u>	<u>Historical</u>	<u>Uses</u>	<u>Disturbances</u>
Closed Forest	Hickory spp.	All		Fence	Foot traffic	Trash
Deciduous	Flowering dogwood	5'-30'		Landfill	Campfire/ party	
Therophytes	American elm	>30' & 5-30'				
Undulating						
Moist						

Comments:

Hickory spp. forest (mockernut, bitternut, pignut, shagbark(1) with open understory. Some flowering dogwood, lots of sugar maple saplings and seedlings. Lots of American elm and American basswood mixed in, some black and white oaks, black walnut, sugar maple, and tulip tree. Groundcover almost entirely jewelweed, some clustered snakeroot, white wood aster, Virginia knotweed, and zig zag goldenrod. Other spp: white ash, false Solomon's seal, garlic mustard, bloodroot, fringed loosestrife, poison ivy, Virginia creeper, Sassafras, and spicebush.

Unit: 649
Acreage: 0.07
Mgmt. Concern: No

<u>Site</u>	<u>Species</u>	<u>Height</u>	<u>Exotic</u>	<u>Historical</u>	<u>Uses</u>	<u>Disturbances</u>
Closed Forest Deciduous Therophytes Level Dry	Sassafras	<5' & >30'				

Comments:

Small clump of Sassafras all over 30' with very few seedlings. Other spp: fringed loosestrife, hickory spp. (<5'), zigzag goldenrod, garlic mustard, black snakeroot, Aster, etc. Clustered snakeroot most abundant in groundcover.

Unit: 650
Acreage: 3.75
Mgmt. Concern: Yes

<u>Site</u>	<u>Species</u>	<u>Height</u>	<u>Exotic</u>	<u>Historical</u>	<u>Uses</u>	<u>Disturbances</u>
Vineland Deciduous Lianas Undulating Dry	Bittersweet Oak, pin Virginia creeper American elm Cherry, black	All >30' All 5'-30' <5' & 5-30'	Yes		Vehicle access Foot traffic	Dumping Auto

Comments:

Roadside vineland. Much of groundcover is Japanese honeysuckle and bittersweet. Unit includes active sidewalk and fence along Major Deegan Expressway South. MC: auto, roadside dumping and vehicle access. Other spp: helleborine, mock orange, butter-and-eggs, smooth sumac, Rubus, hickory spp., chicory, jewelweed, wineberry, white avens, chives, rose, sweetgum, fern sp., false Solomon's seal, flowering dogwood, Ailanthus, black walnut, porcelain berry, black oak, poison ivy, sugar maple, Virginia knotweed, cow vetch, willow oak, etc.

Unit: 651
Acreage: 3.16
Mgmt. Concern: Yes

<u>Site</u>	<u>Species</u>	<u>Height</u>	<u>Exotic</u>	<u>Historical</u>	<u>Uses</u>	<u>Disturbances</u>
Closed Forest	Hickory spp.	>30'				Dumping
Deciduous	Oak, black	>30'				Trash
Hemicryptophytes	Flowering dogwood	<5' & 5-30'				Fire
Undulating	Oak, red	>30'				
Dry						

Comments:

Old growth hickory/oak forest. Upper canopy is somewhat open with a lower canopy of flowering dogwood and younger hickory spp. Ground vegetation is a mix of Aster, goldenrod, Virginia creeper, and Virginia knotweed. Other trees: pin oak, sugar maple, sweetgum, Ailanthus, black birch, American elm, American beech, black walnut, and white ash. Other spp: garlic mustard, Virginia knotweed, bittersweet, fern spp., smartweed, false Solomon's seal, Asiatic dayflower, white snakeroot, common nightshade, thin-leaved sunflower, Rubus, etc.

Unit: 652
Acreage: 2.32
Mgmt. Concern: No

<u>Site</u>	<u>Species</u>	<u>Height</u>	<u>Exotic</u>	<u>Historical</u>	<u>Uses</u>	<u>Disturbances</u>
Closed Forest	Oak, red	All				Trash
Deciduous	Sassafras	All				
Phanerophytes						
Slope						
Dry						

Comments:

Some openings in canopy. Patches of Sassafras with scattered young hickory spp., black cherry, flowering dogwood, and tulip tree. Understory is mostly regenerating trees with some herbaceous cover. Other spp: Japanese honeysuckle, Virginia creeper, poison ivy, jewelweed, Aster, goldenrod, garlic mustard, chives, grey stem dogwood, blueberry, Virginia knotweed, Rubus, thin leaved sunflower, white snakeroot, mugwort, London planetree, Ailanthus, sweetgum, American elm, American beech, silver maple, wild geranium, cup plant, elderberry, etc.

Unit: 653
Acreage: 0.19
Mgmt. Concern: No

<u>Site</u>	<u>Species</u>	<u>Height</u>	<u>Exotic</u>	<u>Historical</u>	<u>Uses</u>	<u>Disturbances</u>
Vineland Deciduous Lianas Slope Dry	Grape, wild	<5' & >30'				

Comments:

Other spp: jewelweed, black cherry, red oak, tulip tree, Aster, Rubus, low bush blueberry, ferns, sweetgum, American hornbeam, Japanese honeysuckle, arrowwood, etc.

Unit: 654
Acreage: 0.49
Mgmt. Concern: Yes

<u>Site</u>	<u>Species</u>	<u>Height</u>	<u>Exotic</u>	<u>Historical</u>	<u>Uses</u>	<u>Disturbances</u>
Woodland Deciduous Phanerophytes Slope Dry	Hickory spp. Sugar maple Flowering dogwood	All All 5'-30'			Foot traffic	

Comments:

Hickory spp. woodland with a blanket of sugar maple regeneration. Only 2 sugar maples >30'. Scattered dogwoods throughout. MC: Rare ecosystem; left alone become a maple forest. Other spp: arrowwood, clustered snakeroot, Japanese barberry, Virginia creeper, bittersweet, mapleleaf viburnum, honewort, avens sp., bloodroot, enchanter's nightshade, and Virginia knotweed.

Unit: 655
Acreage: 0.07
Mgmt. Concern: No

<u>Site</u>	<u>Species</u>	<u>Height</u>	<u>Exotic</u>	<u>Historical</u>	<u>Uses</u>	<u>Disturbances</u>
Closed Forest Deciduous Phanerophytes Undulating Dry	Sassafras	All		Landfill		Vandalism

Comments:

Much more variety in this small stand of Sassafras unlike unit 649. More regeneration. Other spp: bloodroot, sugar maple <5', arrowwood, clustered snakeroot, Aster, Virginia knotweed, honewort, Virginia creeper, flowering dogwood, etc.

Unit: 656
Acreage: 0.29
Mgmt. Concern: Yes

<u>Site</u>	<u>Species</u>	<u>Height</u>	<u>Exotic</u>	<u>Historical</u>	<u>Uses</u>	<u>Disturbances</u>
Closed Forest Deciduous Lianas Slope Dry	Ash, white Sugar maple Oak, black	<5' & 5-30' <5' & 5-30' <5' & 5-30'			Vehicle access Foot traffic	Dumping Fire Trash

Comments:

Young roadside forest. Includes an active fence and guardrail. Other trees: sweetgum, flowering dogwood, purple-top grass, white snakeroot, mugwort, arrowwood, black cherry <5', chicory, rose, butter-and-eggs, chives, Aster, and Virginia knotweed. Groundlayer is mostly Japanese honeysuckle, Virginia creeper, and poison ivy.

Unit: 657
Acreage: 0.33
Mgmt. Concern: Yes

<u>Site</u>	<u>Species</u>	<u>Height</u>	<u>Exotic</u>	<u>Historical</u>	<u>Uses</u>	<u>Disturbances</u>
Woodland Deciduous Lianas Slope Dry	Oak, black	>30'				Fire Trash

Comments:

Recently burned unit of 3 large black oaks. Dominant understory is bittersweet and Virginia creeper covering Rubus and other herbaceous plants. MC: Prevent vines from spreading. Other spp: hickory spp. (<5'), garlic mustard, goldenrod, Aster, Asiatic dayflower, thin leaved sunflower, Joe-Pye weed, white snakeroot, black snakeroot, black cherry <5', and sugar maple <5'.

Unit: 658
Acreage: 0.54
Mgmt. Concern: No

<u>Site</u>	<u>Species</u>	<u>Height</u>	<u>Exotic</u>	<u>Historical</u>	<u>Uses</u>	<u>Disturbances</u>
Vineland Deciduous Lianas Level Dry	Grape, wild Flowering dogwood	All 5'-30'				

Comments:

Wild grape growing mostly on small trees (flowering dogwood) and shrubs, but also on ground and up some larger trees. Other lianas include small amounts of bittersweet and porcelain berry. Groundcover consists of zig zag goldenrod, blue stemmed goldenrod, white wood aster, fern spp., Rubus, and regenerating trees. Other spp: hickory spp., black cherry, sugar maple, poison ivy, jewelweed, white ash, thin leaved sunflower, Joe-Pye weed, American hazelnut, etc.

Unit: 659
Acreage: 0.37
Mgmt. Concern: No

<u>Site</u>	<u>Species</u>	<u>Height</u>	<u>Exotic</u>	<u>Historical</u>	<u>Uses</u>	<u>Disturbances</u>
Vineland	Ash, white	>30' & 5-30'				
Deciduous	Hickory spp.	<5' & 5-30'				
Chamaephytes	Oak, white	>30' & 5-30'				
Level	Walnut, black	>30' & 5-30'				
Dry	Arrowwood	<5' & 5-30'				
	Rubus	<5'				

Comments:

Small woodland containing above trees plus black cherry. Understory shrubs are mostly arrowwood and Rubus, but also patches of unknown dogwood. Groundcover where understory is more open contains fringed loosestrife, mugwort, garlic mustard, blue stemmed goldenrod, zig zag goldenrod, and jewelweed. Other spp: bedstraw, avens spp., false Solomon's seal, rose, Virginia knotweed, sensitive fern, clustered snakeroot, elderberry, etc.

Unit: 660
Acreage: 0.29
Mgmt. Concern: No

<u>Site</u>	<u>Species</u>	<u>Height</u>	<u>Exotic</u>	<u>Historical</u>	<u>Uses</u>	<u>Disturbances</u>
Closed Forest	Hickory spp.	All				
Deciduous					Foot traffic	
Phanerophytes						
Slope						
Moist						

Comments:

Almost entirely hickory spp. forest (mostly bitternut). Some black cherry, white ash, and flowering dogwood. Understory fairly open, lots of tree regeneration. Some spots of bittersweet covering the ground, but mostly groundcover consists of seedlings jewelweed, Virginia knotweed, and avens sp. Other species: blue stemmed goldenrod, Rubus, black cherry <5', false Solomon's seal, white wood aster, wild strawberry, poison ivy.

Unit: 661
Acreage: 0.16
Mgmt. Concern: Yes

<u>Site</u>	<u>Species</u>	<u>Height</u>	<u>Exotic</u>	<u>Historical</u>	<u>Uses</u>	<u>Disturbances</u>
Herbaceous Deciduous Hemicryptophytes Level Dry	Mugwort	<5'	Yes		Foot traffic	Dumping Compaction Trash

Comments:

Mugwort meadow adjacent to Van Cortlandt Golf Course. Some Ailanthus along fence border. Virginia creeper covers the fence. Active path through unit. Other spp: black walnut (<30'), American elm, Virginia knotweed, rose, jewelweed, CSG, common plantain, smartweed and white avens. MC: Dumping and access to Mosholu Parkway Extension North.

Unit: 662
Acreage: 4.19
Mgmt. Concern: No

<u>Site</u>	<u>Species</u>	<u>Height</u>	<u>Exotic</u>	<u>Historical</u>	<u>Uses</u>	<u>Disturbances</u>
Herbaceous Deciduous Hemicryptophytes Undulating Dry	Mugwort Jewelweed Rubus Bittersweet Walnut, black	<5' & 5-30' <5' <5' All >30' & 5-30'	Yes Yes	Foundation Culvert	Foot traffic	Trash

Comments:

Large herbaceous community crossing Croton Aqueduct trail of mugwort and jewelweed mixed with Rubus and patches of bittersweet and wild grape. Two foundations and blocked up culverts. Other spp: pin oak, black cherry, white ash, smooth sumac, crab apple, red oak, hickory spp., American elm, mulberry, Norway maple, American sycamore, Eastern cottonwood, bladdernut, mapleleaf viburnum, Joe-Pye weed, Sassafras, <5', Ailanthus <5', fringed loosestrife, clustered snakeroot, false Solomon's seal, Virginia knotweed, white avens, rose, etc.

Unit: 663
Acreage: 9.82
Mgmt. Concern: No

<u>Site</u>	<u>Species</u>	<u>Height</u>	<u>Exotic</u>	<u>Historical</u>	<u>Uses</u>	<u>Disturbances</u>
Closed Forest	Oak, red	>30'			Culvert	
Deciduous	Oak, white	>30'				
Phanerophytes	Sugar maple	<5' & >30'				
Undulating	Hickory spp.	>30' & 5-30'				
Dry	Sweetgum	>30' & 5-30'				

Comments:

Very large oak forest of large trees with understory dense in most place with phanerophytes. Seedlings and saplings are mostly sugar maple and sweetgum, but other trees <20' include red maple, tulip tree, white ash, hickory spp., and black cherry.

Groundcover is a good mix of herbaceous spp.; lots of ferns; some spots with wild grape. Other trees making up the canopy include hickory spp., black oak, sweetgum, sugar maple, and white ash. Other spp: black tupelo, white wood aster, zig-zag goldenrod, false Solomon's seal, Virginia knotweed, and jewelweed.

Unit: 664
Acreage: 2.20
Mgmt. Concern: Yes

<u>Site</u>	<u>Species</u>	<u>Height</u>	<u>Exotic</u>	<u>Historical</u>	<u>Uses</u>	<u>Disturbances</u>
Closed Forest	Flowering dogwood	All			Foot traffic	Dumping
Deciduous	Oak, black	>30' & 5-30'				
Phanerophytes	Tulip tree	>30'				
Slope	Hickory spp.	All				
Dry						

Comments:

Unit may become a sugar maple/black cherry forest. Mixed forest of a lower canopy <30' of flowering dogwood and an upper canopy of black oak, tulip tree, and hickory spp., along with red oak, white oak, sugar maple, black walnut, white ash, and American elm. Understory is mixed with regenerating sugar maple and black cherry with Japanese honeysuckle, Virginia creeper, and garlic mustard. MC: extensive dumping. Other spp: Aster, spicebush, arrowwood, goldenrod, poison ivy, Asiatic dayflower, Rubus, chives, rose, false Solomon's seal, etc.

Unit: 665
Acreage: 1.06
Mgmt. Concern: Yes

<u>Site</u>	<u>Species</u>	<u>Height</u>	<u>Exotic</u>	<u>Historical</u>	<u>Uses</u>	<u>Disturbances</u>
Woodland	Ash, white	All				Erosion
Deciduous	Cherry, black	All				Dumping
Chamaephytes	Sassafras	5'-30'				Trash
Slope						
Moist						

Comments:

Woodland with large patches of vines. Other trees in number: red oak, American elm, hickory spp., Ailanthus, and black walnut. Understory dominated by arrowwood and spicebush and bladdernut. MC: Deeply dug ravines; ground is unstable with many snags and dying trees. Dumping of auto parts. Other spp: Rubus, rose, jewelweed, wild grape, bittersweet, mapleleaf viburnum, white ash, pin oak, Norway maple, white oak, European linden, Aster, white avens, Sassafras <5', goldenrod, chives, clustered snakeroot, horsetail, tulip tree, etc.

Unit: 666
Acreage: 2.09
Mgmt. Concern: No

<u>Site</u>	<u>Species</u>	<u>Height</u>	<u>Exotic</u>	<u>Historical</u>	<u>Uses</u>	<u>Disturbances</u>
Closed Forest	Cherry, black	<5' & 5-30'		Stairs	Foot traffic	
Deciduous	Bladdernut	<5' & 5-30'				
Phanerophytes						
Slope						
Dry						

Comments:

Zoed- out area with predominantly black cherry but lots of other trees in overstory: white ash, American elm, black birch, flowering dogwood, American sycamore, tulip tree, etc. Most consistent understory tree/shrub is bladdernut: other shrubs are arrowwood and spicebush. Strip of mugwort and path along golf course fence. Stairs in unit. Fairly steep slope with erosion and gulleys. Patches of vines. Other spp: bloodroot, jewelweed, chives, false Solomon's seal, blackhaw, poison ivy, Aster, Virginia knotweed, rose, etc.

Unit: 667
Acreage: 3.33
Mgmt. Concern: No

<u>Site</u>	<u>Species</u>	<u>Height</u>	<u>Exotic</u>	<u>Historical</u>	<u>Uses</u>	<u>Disturbances</u>
Closed Forest Deciduous Phanerophytes Slope Dry	Hickory spp. Birch, black	All <5' & 5-30'			Foot traffic Vagabond Military Ex	Erosion Auto Vandalism

Comments:

Unit mainly south of stream. Closed forest of above species with scattered red oak (top of slope), flowering dogwood, American elm, sugar maple. Lots of old abandoned autos in and near ravine behind Croton Aqueduct gate/pump house. Culvert at bottom of hill enters golf course. Other regenerating species are white ash, hickory spp., Sassafras, and black cherry. Other spp: American beech, American elm, spicebush, arrowwood, Aster, goldenrod, chives, sensitive fern, Rubus, jewelweed, Ailanthus, Virginia knotweed, American basswood, etc.

Unit: 668
Acreage: 0.16
Mgmt. Concern: No

<u>Site</u>	<u>Species</u>	<u>Height</u>	<u>Exotic</u>	<u>Historical</u>	<u>Uses</u>	<u>Disturbances</u>
Herbaceous Hemicryptophytes Level Dry	Mugwort	<5'	Yes		Foot traffic Picnic	Trash

Comments:

Clearing composed primarily of mugwort. Some jewelweed present. Bittersweet growing in southern end plus arrowwood, Ailanthus 5-10', Japanese barberry. Other spp: white vervain, common milkweed, American basswood, grey birch, path rush, etc. Unit west of Croton pump house.

Unit: 669
Acreage: 0.14
Mgmt. Concern: No

<u>Site</u>	<u>Species</u>	<u>Height</u>	<u>Exotic</u>	<u>Historical</u>	<u>Uses</u>	<u>Disturbances</u>
Vineland	Grape, wild	All				Trash
Deciduous	Bittersweet	All				Erosion
Lianas	Birch, black	>30'				
Slope						
Moist						

Comments:

Fairly open vineland. Wild grape and bittersweet covering canopy of black birch, black cherry, Ailanthus, flowering dogwood, and American basswood. Ground layer has some wild grape and bittersweet along with poison ivy, jewelweed, arrowwood, and rose. Other spp: Rubus, sensitive fern, false Solomon's seal and chives.

Unit: 670
Acreage: 0.31
Mgmt. Concern: No

<u>Site</u>	<u>Species</u>	<u>Height</u>	<u>Exotic</u>	<u>Historical</u>	<u>Uses</u>	<u>Disturbances</u>
Woodland	Ash, white	>30' & 5-30'		Culvert	Foot traffic	Auto
Deciduous						Vandalism
Therophytes						
Depression						
Wet						

Comments:

Depression by the side of Aqueduct Trail. Several white ash and other trees, understory open. Groundcover mostly jewelweed, also clearweed, false nettle, smartweed, Virginia knotweed, mugwort. Unit includes trail, stone culvert, part of stream. Other spp: Rubus, elderberry, honewort, American elm, red oak, poison ivy, Catalpa, black willow, mulberry, avens sp., wild trailing bean.

Unit: 671
Acreage: 1.36
Mgmt. Concern: No

<u>Site</u>	<u>Species</u>	<u>Height</u>	<u>Exotic</u>	<u>Historical</u>	<u>Uses</u>	<u>Disturbances</u>
Closed Forest	Oak, red	>30' & 5-30'		Full-crown	Foot traffic	Trash
Deciduous	Sweetgum	>30' & 5-30'			Campfire/ party	Fire
Therophytes	Oak, white	>30' & 5-30'				
Slope						
Moist						

Comments:

Rocky, sloping oak forest with middle sized sweetgum. Open understory: groundcover made up of ferns, white wood aster, blue stemmed goldenrod, and seedlings-- Sassafras, black cherry, hickory spp. Other Spp: flowering dogwood, spicebush, false Solomon's seal, poison ivy, spikenard, jewelweed, white snakeroot, gall-of-the-earth, arrowwood, zig-zag goldenrod, tulip tree, American beech, black oak, red maple, black birch, and white ash.

Unit: 672
Acreage: 2.23
Mgmt. Concern: Yes

<u>Site</u>	<u>Species</u>	<u>Height</u>	<u>Exotic</u>	<u>Historical</u>	<u>Uses</u>	<u>Disturbances</u>
Closed Forest	Oak, black	All			Vehicle access	Auto
Deciduous	Oak, red	All			Foot traffic	Dumping
Phanerophytes	Sweetgum	All				Fire
Undulating	Flowering dogwood	<5' & 5-30'				
Dry						

Comments:

Fire influenced community. Upper canopy of old growth black oak and red oak with some white oak. Lower canopy is tightly closed with trees 5-30' of mostly sweetgum and flowering dogwood mixed with oak spp., black birch, grey birch, hickory spp., black cherry, sugar maple, and red maple. Ground is mostly bare with scattered ferns and other spp: MC: Autos on walking path, close off access from highway, protect from fire (deer range). Other spp: whorled loosestrife, Asiatic dayflower, false Solomon's seal, Aster, etc.

Unit: 673
Acreage: 0.30
Mgmt. Concern: Yes

<u>Site</u>	<u>Species</u>	<u>Height</u>	<u>Exotic</u>	<u>Historical</u>	<u>Uses</u>	<u>Disturbances</u>
Herbaceous	Cool season grass	<5'		Landfill	Foot traffic	
Hemicryptophytes						
Level						
Dry						

Comments:

Herbaceous strip between paved path and Major Deegan Expressway in the Croton woods. Shorter grasses where water collects and associated wet site species sprinkled throughout Polygonum spp., pokeweed, umbrella sedge, three-seeded mercury. Very dumping and trash (maybe because of new high fencing). MC: Let it revert to a meadow. Other spp: grass sp., Aster, lots of clover, common ragweed, mugwort, white ash (<5'), chicory, curly dock, dogbane, Queen Anne's lace, cypress spurge, lamb's quarters, poor-man's-pepper, etc.

Unit: 674
Acreage: 2.93
Mgmt. Concern: Yes

<u>Site</u>	<u>Species</u>	<u>Height</u>	<u>Exotic</u>	<u>Historical</u>	<u>Uses</u>	<u>Disturbances</u>
Closed Forest	Sweetgum	All		Sewer tun.		Auto
Deciduous	Oak, white	>30' & 5-30'				Dumping
Phanerophytes	Oak, red	>30' & 5-30'				Vandalism
Undulating	American beech	All				
Moist						

Comments:

Forest is sweetgum dominated especially with younger trees. Canopy has openings. Other trees are black oak, pin oak, red maple, and white ash. Understory is a mixture of shrubs and young trees (arrowwood, spicebush, sweetgum, and American beech regeneration), fern spp. MC: 3 autos dumped on path and tire dumping. Other spp: white oak, chives, goldenrod, mock orange, horsetail, wild geranium, beech drops, helleborine, spicebush.

Unit: 675
Acreage: 27.38
Mgmt. Concern: Yes

<u>Site</u>	<u>Species</u>	<u>Height</u>	<u>Exotic</u>	<u>Historical</u>	<u>Uses</u>	<u>Disturbances</u>
Woodland	Oak, red	All		Trenches	Foot traffic	Dumping
Deciduous	Sassafras	All		Culvert	Dirt biking	Fire
Phanerophytes	Oak, black	>30'				Auto
Undulating	Tulip tree	All				
Dry	Grape, wild	<5' & 5-30'				

Comments:

Large woodland of mostly red oak with large patches of regenerating Sassafras, tulip tree, black birch, red oak, and black oak mixed with patches of wild grape and two fern species. Unit has been disturbed by fire in many places. Western edge is dominated by black oak with some tulip tree. MC: Keep vines from spreading, auto parts dumped, large trenches dug, dirt biking on north boundary, one auto in unit. Many walk paths throughout with illegal vehicle access from Major Deegan Expressway. Other spp: wild geranium, spikenard, etc.

Unit: 676
Acreage: 5.42
Mgmt. Concern: Yes

<u>Site</u>	<u>Species</u>	<u>Height</u>	<u>Exotic</u>	<u>Historical</u>	<u>Uses</u>	<u>Disturbances</u>
Closed Forest	Oak, red	All			Foot traffic	Fire
Deciduous	Hickory spp.	All				
Phanerophytes	Sugar maple	All				
Slope	Flowering dogwood	All				
Dry						

Comments:

Closed forest of above species with lots of sugar maple regeneration covering the forest floor with jewelweed, Rubus, Virginia knotweed, Aster, and lots of herbaceous species. Phanerophytes mostly 1-2' tall, only a patch of Sassafras. Not much hickory spp. or oak regeneration. Understory very open. Areas along Croton trail are sometimes viney/shrubby. Other spp: spikenard, white ash, wild grape, white oak, climbing false buckwheat, white snakeroot, black cherry, wild strawberry, spicebush, garlic mustard, black oak, etc.

Unit: 677
Acreage: 1.24
Mgmt. Concern: Yes

<u>Site</u>	<u>Species</u>	<u>Height</u>	<u>Exotic</u>	<u>Historical</u>	<u>Uses</u>	<u>Disturbances</u>
Closed Forest	Oak, red	>30' & 5-30'		Culvert	Vagabond	Erosion
Deciduous	Oak, white	>30' & 5-30'			Picnic	Trash
Phanerophytes	Oak, black	>30'			Foot traffic	
Slope	American beech	>30'				
Moist	Flowering dogwood	<5' & 5-30'				
	Sugar maple	5-30'&<5'				

Comments:

Unit centers around stream from Croton Aqueduct gate house. Very large oaks dominate overstory. Only 4 black oaks. Quite a bit of witch hazel present as well as black birch, arrowwood, American hornbeam, and black cherry. All other tree and shrubs (besides large oaks) are 8-15' tall. MC: Nice spot around stream (check erosion). Other spp: jewelweed, stinging nettle, false nettle, spicebush, spikenard, ferns, Aster, pin oak 5-30', 1 hickory sp. <5', moss, mulberry, poison ivy, Virginia knotweed, wild grape, arrowwood, etc.

Unit: 678
Acreage: 0.19
Mgmt. Concern: Yes

<u>Site</u>	<u>Species</u>	<u>Height</u>	<u>Exotic</u>	<u>Historical</u>	<u>Uses</u>	<u>Disturbances</u>
Vineland	Grape, wild	<5' & 5-30'		Culvert		Trash
Deciduous	Arrowwood	<5' & 5-30'				Vagabond
Lianas	Jewelweed	<5'				
Slope						
Moist						

Comments:

Former shrubland of arrowwood now covered by wild grape mixed with jewelweed. Ground is unstable and moist. MC: Vagabond shelters and dumping. Other spp: 2 white ash, 1 pin oak, flowering dogwood, 1 black birch, clustered snakeroot, chives, boneset, and sensitive fern.

Unit: 679
Acreage: 19.20
Mgmt. Concern: Yes

<u>Site</u>	<u>Species</u>	<u>Height</u>	<u>Exotic</u>	<u>Historical</u>	<u>Uses</u>	<u>Disturbances</u>
Closed Forest	Tulip tree	All		Road	Foot traffic	Erosion
Deciduous	Oak, red	>30' & 5-30'		Landfill	Vehicle access	Auto
Phanerophytes	Birch, black	All		Full-crown		Compaction
Slope	Sugar maple	All				
Dry	Sassafras	All				

Comments:

Other trees in the mixed forest are Ailanthus, American beech, flowering dogwood, and Sassafras. Lots of arrowwood, spicebush, and sugar maple regeneration in understory. Red oak concentrated upslope toward Croton trail. Unit between trail and golf course extends up to the Yonkers border. Lots of gullies. Vine patches inclusive. Other spp: Aster, false Solomon's seal, Virginia knotweed, jewelweed, sensitive fern, Virginia creeper, goldenrod, CSG, false nettle, witch hazel, winged euonymous, fern spp., rose, Rubus, white ash (<5'), etc.

Unit: 680
Acreage: 1.84
Mgmt. Concern: No

<u>Site</u>	<u>Species</u>	<u>Height</u>	<u>Exotic</u>	<u>Historical</u>	<u>Uses</u>	<u>Disturbances</u>
Woodland	Sweetgum	All				Fire
Deciduous						Dumping
Therophytes						
Undulating						
Moist						

Comments:

Seasonally wet sweetgum woodland with regeneration. Other trees in canopy are pin oak, black tupelo, red maple, and red oak. Sensitive fern and 1 fern sp. dominates understory although there are patches of arrowwood and spicebush. Unit has been disturbed by fire many young trees are scarred. Unit is fairly closed. Many other spp: mad dog skullcap, turtlehead, deer-tongue grass, wood nettle, elderberry, sweetgum, red maple, black tupelo <5', Ailanthus <5', red oak, hickory sp. <5', flowering dogwood, American beech, pin oak, etc.

Unit: 681
Acreage: 1.09
Mgmt. Concern: Yes

<u>Site</u>	<u>Species</u>	<u>Height</u>	<u>Exotic</u>	<u>Historical</u>	<u>Uses</u>	<u>Disturbances</u>
Herbaceous	Mugwort	<5'	Yes		Vehicle access Foot traffic	Dumping Compaction Auto
Hemicryptophytes						
Undulating						
Dry						

Comments:

Non connecting patches of mugwort along Major Deegan Expressway south. Dirt roads through unit. Other spp: purple-top grass, smartweed, tick trefoils, chicory, CSG, dogbane, common evening primrose, Eastern cottonwood (<5'), white clover, umbrella sedge, clover, dandelion, 1 large black oak, Queen Anne's lace, white snakeroot bindweed. MC: Auto dumping, soil compaction, vehicle access from Major Deegan Expressway.

Unit: 682
Acreage: 1.10
Mgmt. Concern: Yes

<u>Site</u>	<u>Species</u>	<u>Height</u>	<u>Exotic</u>	<u>Historical</u>	<u>Uses</u>	<u>Disturbances</u>
Woodland	Oak, black	All		Road	Vehicle access	Auto
Deciduous	Sweetgum	All			Foot traffic	Dumping Compaction
Lianas	Grape, wild	<5' & 5-30'				
Undulating						
Dry						

Comments:

Non connecting woodland of few large oaks with a mix of young trees (sweetgum, tulip tree, Ailanthus, and shining sumac). Majority of understory has wild grape, bittersweet or Japanese honeysuckle. Considerable amounts of mugwort, rose, and CSG. Unit may be changing to a vineland. MC: Vehicle access, auto dumping, soil compaction, etc. Paved roads on unit.

Unit: 683
Acreage: 0.67
Mgmt. Concern: Yes

<u>Site</u>	<u>Species</u>	<u>Height</u>	<u>Exotic</u>	<u>Historical</u>	<u>Uses</u>	<u>Disturbances</u>
Scrub	Arrowwood	5'-30'		Fence		Erosion
Deciduous	Ailanthus	5'-30'	Yes			Auto
Chamaephytes	Spicebush	5'-30'				
Slope	Jewelweed	<5'				
Moist						

Comments:

Patches of Sassafras and Ailanthus at top and bottom of slope. Scrubby clearing of above species plus scattered trees. Water seems to collect here from top to slope where path is up to wall. Snags and fallen trees. The "5+" wildlife index is based on migratory birds. Scattered trees include red maple, white ash, hickory spp., white oak, tulip tree, and American elm. Other spp: patch of wild grape, Virginia creeper, Aster, goldenrod, black birch, black cherry, false nettle, Joe-Pye weed, Rubus, etc.

Unit: 684
Acreage: 0.57
Mgmt. Concern: No

<u>Site</u>	<u>Species</u>	<u>Height</u>	<u>Exotic</u>	<u>Historical</u>	<u>Uses</u>	<u>Disturbances</u>
Herbaceous	Jewelweed	<5'		Landfill	Foot traffic	Erosion
	Bittersweet	<5' & 5-30'	Yes	Fence		
Therophytes						
Slope						
Moist						

Comments:

Jewelweed clearing with lots of snags, some tree regeneration (black cherry, American elm, etc.) and patches of bittersweet, wild grape, and Virginia creeper. Area had eroded severely in past and fill built up. Old wall goes through unit and there was an old path here that has been blocked by vegetation and fill. Unit will probably become a vineland. Other spp: Ailanthus, hickory spp., Rubus, Japanese honeysuckle, honewort, arrowwood, spicebush, Virginia creeper, fringed loosestrife, Aster, goldenrod, wild parsnip, sweetgum, etc.

Unit: 685
Acreage: 1.63
Mgmt. Concern: Yes

<u>Site</u>	<u>Species</u>	<u>Height</u>	<u>Exotic</u>	<u>Historical</u>	<u>Uses</u>	<u>Disturbances</u>
Woodland	Hickory spp.	All				Erosion
Deciduous	Sweetgum	>30'				
Chamaephytes	Spicebush	<5' & 5-30'				
Depression	Arrowwood	<5' & 5-30'				
Moist	Grape, wild	<5' & 5-30'				
	Jewelweed	5-30'&<5'				

Comments:

Unit that floods seasonally with wet site shrubs in understory. Not as much sweetgum as hickory spp. Wild grape growing mostly on arrowwood. Jewelweed mixed in it all. Area may eventually become a woodland with vines and maybe vineland in the future. Other spp: wild leak, white ash, red maple, fringed loosestrife, Virginia knotweed, American hornbeam, elderberry, garlic mustard, red oak, black cherry, wineberry, bittersweet, Aster, American basswood, Ailanthus, tulip tree, mulberry, avens sp., sweetgum concentrated upslope, etc.

Unit: 686
Acreage: 0.86
Mgmt. Concern: Yes

<u>Site</u>	<u>Species</u>	<u>Height</u>	<u>Exotic</u>	<u>Historical</u>	<u>Uses</u>	<u>Disturbances</u>
Closed Forest	Red maple	All			Vehicle access	Dumping
Deciduous	Sweetgum	All				
Chamaephytes						
Depression						
Moist						

Comments:

Seasonally wet forest of above species mixed with pin oak and a few red oak. Understory is patchy and mostly on edges, consisting of sweet pepperbush and arrowwood. Some regeneration of Sassafras, red maple, and hickory spp. MC: Abandoned vehicles adjacent to vine unit along Major Deegan Expressway and auto parts dumping. Other spp: tussock sedge, mapleleaf viburnum, fern, and Aster.

Unit: 687
Acreage: 0.41
Mgmt. Concern: No

<u>Site</u>	<u>Species</u>	<u>Height</u>	<u>Exotic</u>	<u>Historical</u>	<u>Uses</u>	<u>Disturbances</u>
Vineland Deciduous Lianas Slope Dry	Grape, wild	<5' & 5-30'				

Comments:

Vineland where paths meet just off Croton Trail. Other spp: wineberry, garlic mustard, Asiatic dayflower, Aster, jewelweed, etc.

Unit: 688
Acreage: 0.21
Mgmt. Concern: Yes

<u>Site</u>	<u>Species</u>	<u>Height</u>	<u>Exotic</u>	<u>Historical</u>	<u>Uses</u>	<u>Disturbances</u>
Closed Forest Deciduous Phanerophytes Depression Moist	Oak, red Sweetgum	>30' All				Dumping Trash

Comments:

A depressed moist area next to vine edge along Major Deegan Expressway south. Large red oaks and sweetgum mixed with pin oak, white ash, red maple and a couple of American beech. Understory is sparse regeneration of above trees plus Norway maple mapleleaf viburnum. MC: Dumping. Other spp: Virginia creeper, Aster, goldenrod, hickory spp., Norway maple, black cherry, flowering dogwood, Virginia knotweed, Sassafras, red maple, sensitive fern and elderberry.

Unit: 689
Acreage: 0.17
Mgmt. Concern: Yes

<u>Site</u>	<u>Species</u>	<u>Height</u>	<u>Exotic</u>	<u>Historical</u>	<u>Uses</u>	<u>Disturbances</u>
Desert				Landfill Srvce Statn		
Slope Dry						

Comments:

Corner property on Lee Ave. and southbound Major Deegan Expressway service road. Unit is site for selling used cars but doesn't appear to be very profitable since all of the 6 cars here are busted up. Few herbaceous species are mugwort, sweet white clover, crab grass, smartweed, deadly nightshade. Property probably Yonkers owned. MC: Why not buy it? Fenced off with barbed wire.

Unit: 690
Acreage: 1.23
Mgmt. Concern: Yes

<u>Site</u>	<u>Species</u>	<u>Height</u>	<u>Exotic</u>	<u>Historical</u>	<u>Uses</u>	<u>Disturbances</u>
Closed Forest	Oak, black	>30' & 5-30'			Foot traffic	Dumping
Deciduous	Birch, black	>30' & 5-30'				Compaction
Phanerophytes	Oak, red	>30' & 5-30'				Erosion
Undulating						
Dry						

Comments:

Disturbed roadside forest of above species mixed with tulip tree, white oak, American beech, sweetgum, and flowering dogwood. Patch of hickory species and Ailanthus covered by wild grape, bittersweet and poison ivy on north boundary along Yonkers. Understory is sparsely vegetated with regenerating black cherry, hickory species, Norway maple, and America beech. MC: Extensive dumping along Yonkers. Dirt trails in unit. Other spp: sweetgum, white oak, red oak, black oak, black birch, hickory spp., flowering dogwood, wineberry, etc.

Unit: 691
Acreage: 1.06
Mgmt. Concern: Yes

<u>Site</u>	<u>Species</u>	<u>Height</u>	<u>Exotic</u>	<u>Historical</u>	<u>Uses</u>	<u>Disturbances</u>
Closed Forest Deciduous Chamaephytes Depression Moist	Sweetgum	All			Foot traffic	Dumping Erosion Fire

Comments:

Depressed area of mostly sweetgum with understory of spicebush, arrowwood, and fern sp. Unit is probably seasonally wet. MC: Extensive dumping. Other spp: black cherry, mulberry, red maple, chestnut, tulip tree, Ailanthus, winged euonymous, Virginia knotweed, spicebush, flowering dogwood, oak spp., Norway maple, unknown shrub, fern sp., hickory spp., chives, Aster, spikenard, wild grape, Virginia creeper, sensitive fern and thin-leaved sunflower.

Unit: 692
Acreage: 3.22
Mgmt. Concern: Yes

<u>Site</u>	<u>Species</u>	<u>Height</u>	<u>Exotic</u>	<u>Historical</u>	<u>Uses</u>	<u>Disturbances</u>
Closed Forest Deciduous Phanerophytes Slope Dry	Oak, black Tulip tree Cherry, black	All All <5' & 5-30'		Landfill Exotics	Foot traffic Dog walking Dirt bikes	Dumping Trash Compaction

Comments:

Transitional unit of above tree species. Not as disturbed as unit 690 but still lots of old dumping to be cleaned up (MC). Other spp: sweetgum, pin oak, black birch, red oak, Ailanthus, Norway maple, Sassafras, hickory spp., American elm, American beech, flowering dogwood, winged euonymous, spicebush, arrowwood, purple flowering raspberry, Rubus, Aster, Virginia knotweed, Asiatic dayflower, black snakeroot, spikenard, Virginia creeper, English ivy, etc. Black cherry dominant in understory. Also, wild grape, jewelweed, horsebalm, etc.

Unit: 693
Acreage: 2.07
Mgmt. Concern: Yes

<u>Site</u>	<u>Species</u>	<u>Height</u>	<u>Exotic</u>	<u>Historical</u>	<u>Uses</u>	<u>Disturbances</u>
Woodland	Tulip tree	All		Landfill	Foot traffic	Dumping
Deciduous	Bittersweet	All	Yes		Play area	Auto
Lianas	Sassafras	<5' & 5-30'			Dirt bikes	Compaction
Undulating	Red maple	All				
Dry	Grape, wild	<5' & 5-30'				

Comments:

Unit borders railroad and is between end of Van Cortlandt Golf Course and Yonkers. Lots of ditches and secret hide outs that neighborhood kids seem to have made. Vines blanket much of area and are on some trees. Canopy relatively open but area may become closed forest of Sassafras or a vineland. MC: trash. Other spp: privet, American elm, pin oak, white snakeroot, carpenter's square, Japanese knotweed, goldenrod, thin leaved sunflower, black locust, Aster, wild ginger, fringed loosestrife, jewelweed, Asiatic dayflower, greystem dogwood, etc.

Unit: 694
Acreage: 1.12
Mgmt. Concern: Yes

<u>Site</u>	<u>Species</u>	<u>Height</u>	<u>Exotic</u>	<u>Historical</u>	<u>Uses</u>	<u>Disturbances</u>
Closed Forest	Tulip tree	>30' & 5-30'		Fence	Foot traffic	Erosion
Deciduous	Sweetgum	>30' & 5-30'		Putnam RR		Dumping
Phanerophytes						
Slope						
Moist						

Comments:

Forest of large tulip tree and sweetgum, some red oak, flowering dogwood and hickory spp. MC: eroded gully with tree roots exposed and trees leaning dangerously over a home on Tibbetts Rd. Other spp: include black cherry, white wood aster, Japanese honeysuckle, chives, thin leaved sunflower, garlic mustard, Ailanthus, pin oak, black birch, red maple, and blue stemmed goldenrod.

Unit: 695
Acreage: 0.93
Mgmt. Concern: Yes

<u>Site</u>	<u>Species</u>	<u>Height</u>	<u>Exotic</u>	<u>Historical</u>	<u>Uses</u>	<u>Disturbances</u>
Closed Forest	Ailanthus	<5' & 5-30'	Yes	Landfill	Foot traffic	Dumping
Deciduous	Cherry, black	<5' & 5-30'				Compaction
Phanerophytes	Catalpa	<5' & >30'	Yes			Exotics
Undulating						
Dry						

Comments:

Pioneering forest on disturbed site (stone dump). Lots of paths leading from Tibbetts Rd. in Yonkers. Organic dumping from nearby homes. Pole fencing blocks path from vehicular access. Other spp: black locust, elm, Sassafras, Japanese knotweed, avens, white wood aster, rose, chives, Japanese honeysuckle, sweetgum, black birch, poison ivy, winged euonymous, privet, great ragweed, and bittersweet.

Unit: 696
Acreage: 0.39
Mgmt. Concern: Yes

<u>Site</u>	<u>Species</u>	<u>Height</u>	<u>Exotic</u>	<u>Historical</u>	<u>Uses</u>	<u>Disturbances</u>
Woodland	Birch, black	<5' & 5-30'		Exotics	Foot traffic	Dumping
Deciduous					Vehicle access	Encroachment
Phanerophytes					Sports	Compaction
Slope						
Dry						

Comments:

Wooded slope including path from Yonkers. Understory contains regenerating trees: black cherry, American beech, oak spp. Also, exotic shrubs in understory: mock orange and privet. Other spp: periwinkle, Pachysandra, red oak, black oak, etc.

Unit: 697
Acreage: 0.14
Mgmt. Concern: Yes

<u>Site</u>	<u>Species</u>	<u>Height</u>	<u>Exotic</u>	<u>Historical</u>	<u>Uses</u>	<u>Disturbances</u>
Woodland Deciduous Phanerophytes Slope Dry	Oak, black	>30' & 5-30'				Erosion Dumping Exotics

Comments:

Woodland of black oaks (large trees) with flowering dogwood understory. Lots of exotics. MC: Huge gully down the slope, organic dumping from homes, exotics rampant. Other spp: wild grape, white ash, red oak, elm, hickory spp., garlic mustard, chives, Japanese barberry, white wood aster, black cherry, tulip tree, privet, sweet cherry, periwinkle, Japanese honeysuckle, English ivy, and Pachysandra.

Unit: 698
Acreage: 0.76
Mgmt. Concern: Yes

<u>Site</u>	<u>Species</u>	<u>Height</u>	<u>Exotic</u>	<u>Historical</u>	<u>Uses</u>	<u>Disturbances</u>
Woodland Deciduous Chamaephytes Slope Dry	Tulip tree	All				Dumping Encroachment Compaction

Comments:

Tulip tree woodland straddling the path from Yonkers in between homes. MC: Encroachment and dumping from homes and soil compaction from walkers. Understory mostly exotic shrubs, but also regenerating trees. Other spp: white oak, white ash, black oak, black cherry, black birch, silver maple, privet, Ailanthus, mock orange, rose, wineberry, English ivy, and Pachysandra.

Unit: 699
Acreage: 0.47
Mgmt. Concern: No

<u>Site</u>	<u>Species</u>	<u>Height</u>	<u>Exotic</u>	<u>Historical</u>	<u>Uses</u>	<u>Disturbances</u>
Woodland Deciduous Chamaephytes Slope Moist	Ailanthus	<5' & 5-30'	Yes	Hedgerow Exotics	Foot traffic Vehicle access Sports	Compaction Encroachment Dumping

Comments:

Ailanthus woodland with mixture of other pioneering trees: black cherry, Sassafras, elm and mulberry. Understory is scrubby rose and wineberry with Japanese honeysuckle. MC: Possible encroachment and organic dumping by residents, also vehicle access. Other spp: Forsythia, rose-of Sharon, mimosa, and white ash.

Unit: 700
Acreage: 0.39
Mgmt. Concern: Yes

<u>Site</u>	<u>Species</u>	<u>Height</u>	<u>Exotic</u>	<u>Historical</u>	<u>Uses</u>	<u>Disturbances</u>
Herbaceous Hemicryptophytes Level Moist	Cool season grass	<5'		Fence Hedgerow	Foot traffic Vehicle access Sports	Compaction Dirt bike

Comments:

Compacted grassy path from Yonkers into the park. The end is blocked by bollards, but the opening is still wide enough for a car to get through (MC). Other spp: path rush, chives, gill-over-the ground, great ragweed, Ailanthus, Japanese honeysuckle, privet, etc.

Unit: 701
Acreage: 0.14
Mgmt. Concern: Yes

<u>Site</u>	<u>Species</u>	<u>Height</u>	<u>Exotic</u>	<u>Historical</u>	<u>Uses</u>	<u>Disturbances</u>
Scrub Deciduous Chamaephytes Level Dry	Grey stem dogwood	<5' & 5-30'		Exotics Landfill	Vehicle access	Trash Dumping

Comments:

Two (2) small strips of red osier dogwood in landscaped exit and entrance ramps off the Henry Hudson Pkwy. MC: lots of trash, some dumping and auto damage to vegetation. Other spp: black locust, pokeweed, Ailanthus, heart-leaved aster, mulberry, mugwort and avens.

Unit: 702
Acreage: 0.29
Mgmt. Concern: No

<u>Site</u>	<u>Species</u>	<u>Height</u>	<u>Exotic</u>	<u>Historical</u>	<u>Uses</u>	<u>Disturbances</u>
Woodland Deciduous Phanerophytes Slope Dry	Sycamore maple	All	Yes	Exotics Landfill	Shelter	Trash Dumping

Comments:

Slope off Henry Hudson Parkway exit ramp near Broadway. A few large oaks (2 red, 1 black, 1 pin), some Ailanthus and black locust. Lots of regenerating sycamore maple. Planted hawthorn are dying. Other spp: elm, mulberry, black cherry, red maple, American hornbeam, crab apple, garlic mustard, spotted knapweed, Japanese honeysuckle, and heart leaved aster.

Unit: 703
Acreage: 0.33
Mgmt. Concern: Yes

<u>Site</u>	<u>Species</u>	<u>Height</u>	<u>Exotic</u>	<u>Historical</u>	<u>Uses</u>	<u>Disturbances</u>
Scrub	Cherry, cornelian	<5' & 5-30'	Yes	Exotics	Campfire/ party	Trash
Deciduous	Hawthorn	<5' & 5-30'				Dumping
Chamaephytes						
Slope						
Dry						

Comments:

Unmaintained landscaped areas off the Henry Hudson Parkway exit and entry ramps. Three scrublands separated by mown lawn with few trees of red oak, black locust, mulberry and Norway maple. Lots of Norway maple and mulberry regeneration. MC: Trash and dumping. Other spp: sweetgum, sweet cherry, Ailanthus, Japanese honeysuckle, rose, Rubus, honey locust, white wood aster, garlic mustard, etc.

APPENDIX: Glossary

Many of these definitions are adapted from Marge Garguillo's unpublished *Plants of New York City Natural Areas: An ecological manual* (2005).

Chamaephyte: Mature branch or shoot system remaining perennially less than or equal to 100in above ground. Buds are produced on aerial branches close to the soil. (e.g. shrubs)

Closed forest: An area formed by trees at least 15 feet tall with interlocking crowns and at least 80% canopy closure.

Competition: The ability of one plant to overwhelm another plant by shading it out or otherwise overwhelming it.

Deciduous: Majority of trees shed their foliage in the autumn months.

Depression: A hollow, or low point, as compared to the surrounding topography. May or may not contain water.

Dominant: The most abundant plants in a particular plant community. A **codominant** plant is about equally as abundant as the dominant species.

Exotic: A species that does not naturally inhabit a specific area. An exotic plant may or may not be invasive where it is introduced.

Exotic planting: A gardened area where non-native species (e.g. privet, periwinkle) are tended.

Full-crown tree: Initially open-grown and free of competition: currently very large with a dominating crown.

Geophyte: Plants with buds or shoots surviving below the ground (rhizomes, bulbs, stem tubers, root tubers.)

Graminoid: Grasses and grass-like plants.

Hedgerow: Evidence of trees or shrubs planted in line i.e., maple or privet along road or path.

Hemicryptophyte: Shoots die back to ground level.

Herb: Plants without woody tissues that die back to the ground in the winter. This classification is usually applied to broad-leaved plants rather than grasses, but includes grasses for the purpose of entitation.

Herbaceous community: An area where grasses, grasslike plants, and herbaceous plants are predominant. Woody plants may be sparingly present, but cover less than 30% of area.

Intertidal Communities: Substrate is exposed and flooded by tides, includes the associated splash zone.

Invasive plant: A plant species that grows and reproduces without constraint, crowding

or shading out other plants. The term is usually applied to plants that are not native to the given region. Invasiveness in a plant that is native to the region is rare and probably caused by unusual circumstances.

Knoll: A small isolated hillock.

Landfill: Topography altered by previous filling or dumping; i.e., while building a road or altering a wetland area. Look for rubble on the soil surface or sudden changes in grade.

Lianas: Vascular plants needing support, rooting in the ground permanently (vines).

Native plant: Plants that were growing in this region before Europeans came to North America. Native plants are adapted to the climate and soils of their region. They have relationships with birds, mammals, insects, and fungi and are integrated into the ecology of the region. New York City's native plants come from seed that spread northward after the last glaciers melted thousands of years ago.

Ornamental: Plants used as horticultural specimens in gardens or developed parks, not intended to reproduce or be part of a natural plant community. Very often they are non-native plants.

Phanerophyte: Plants that grow taller than 100 in. or whose shoots do not die back periodically to that height (e.g., trees).

Scrub: A shrubland or thicket, mainly composed of woody plants 1.5 to 15 feet tall.

Slope: Ground that forms a natural or artificial incline.

Soil compaction: Increasing soil density and decreasing porosity due to application of mechanical forces to the soil: i.e. due to vehicle, horse, or foot traffic.

Species: A group of organisms that can interbreed to produce fertile young.

Understory: Habitat below the tree canopy of a forest. The understory is a plant community of tree saplings, shrubs, herbs, graminoids, and mosses that can live in shade or part shade.

Undulating: The area has a wavy surface. Its neither a slope, a level area, or a depression, but rather a combination of all three.

Vineland: An area formed by at least 30% vines. Vines may be supported by vegetation, artificial means or ground surface. Often occurs on the forest or shrub border.

Woodland: An area formed by trees at least 15 feet tall, with most of their crowns not touching each other, but at least 30% canopy closure.