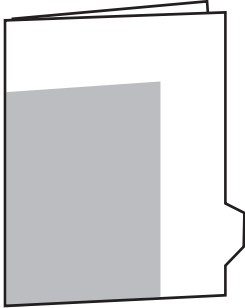
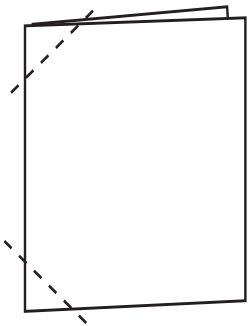


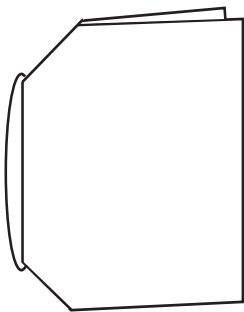
TALKING TRASH: BINDING GUIDE



1. Cut file folder to slightly larger than 5 1/2" wide and 8 1/2" tall. Be sure to include the natural fold.
2. Insert folded pages.



3. Cut a 1/4" triangle at the top and tail of the spine.
4. Open "book" to center spread.



5. Wrap rubber band along the spine and gutter.
6. Adjust for a secure fit.

Note: Students may choose to collage over rubber band on the spine or adorn with stickers.